

FOURTH GRADE

TEACHER EDITION



Adventure Catechism Media, LLC

Copyright 2021 by Adventure Catechism Media, LLC

All rights reserved. No portion of this book may be reproduced or transmitted in any form or by any means including photocopying, recording, or other electronic or mechanical methods without the prior written permission from Adventure Catechism Media, LLC, except in the case of brief quotations and certain non-commercial uses as permitted by U.S. copyright law. For permission request contact:

Adventure Catechism Media, LLC
1720 Bray Central Dr.
Suite 100-II
McKinney, TX 75069
info@adventurecatechism.com
469-416-4942

Printed in the United States of America
First Printing: June 2023
ISBN:

All Scripture quotations are from the Ignatius Revised Standard Version – Catholic Edition Bible.

The Subcommittee on the Catechism, United States Conference of Catholic Bishops, has found this text, copyright 2021, to be in conformity with the Catechism of the Catholic Church.

ADVENTURE CATECHISM

A JOURNEY THROUGH THE CATHOLIC FAITH

FOURTH GRADE

TEACHER EDITION





NOTES:

USING THIS TEACHER'S EDITION

This teacher's edition contains the materials educators need for the Adventure Catechism religion program. We encourage you to also become familiar with the Catholic Brain website as a powerful tool to complement this curriculum. There you can print many of the materials found in this book and find supplemental resources such as videos.

Besides the textbook, this teacher's edition contains the scope and sequence for the program and a lesson plan for each lesson. It also contains suggestions for ways to augment the text, such as extra Scripture references that you may want to share with your class, suggested discussion questions, memory work from the Baltimore Catechism related to the content of each chapter, and a family page that can be copied and sent home to maximize family involvement in the child's religious education at school. Each chapter also contains suggestions of videos found on Catholic Brain that relate to the content and can be easily searched by name on the site. Finally, at the end of the teacher's edition are assessments that can be copied or printed directly from the Catholic Brain website.

Please explore this teacher's edition and the website and contact us with any questions. May God bless you as you serve Him through the love and care you show His little ones.

Ad Majorem Dei Gloriam

WELCOME!

Welcome to Adventure Catechism!

Welcome section is also in Student Edition.

This series introduces students to the teachings of our Catholic faith in a spiraled approach that will help them grow in faith as they grow in age. It is also meant to help them develop a deep and lasting relationship with Jesus Christ.

The program has been developed with schools, parishes, and families in mind. If you are using it in a school or parish, please send it home as well! Parents are the primary educators of their children, and it is essential that they are involved in guiding their children through this program.

The Adventure Catechism is organized in the same manner as the Catechism of the Catholic Church and is in accord with the guidelines for religious education set down by the United States Conference of Catholic Bishops. The 30 chapters are divided into four main sections:

1) Profession of Faith;
2) Celebration of the Christian Mystery;
3) Life in Christ;
4) Christian Prayer.

Each chapter is full of information teaching students about our Catholic faith. At the end of each chapter is a discussion question. Although there is space for students to answer the question in writing, it is meant to be discussed as a class and with parents as well. There are frequent references to the saints and the Scriptures. It is essential for students to be familiar both with the Bible and with the heroes of our Catholic faith. Finally, each chapter ends with a short review activity page so students' comprehension can be quickly and easily assessed.

WELCOME!

ADVENTURE CATECHISM
A JOURNEY THROUGH THE CATHOLIC FAITH

Accompaning video series available at:
CatholicBrain.com and adventurecatechism.catholicbrain.com

The Adventure Catechism is also a video series, and many chapters have directly related videos available on the Catholic-Brain.com website.

It is very important that the Adventure Catechism series be supported with prayer. Be sure to begin and end each session with prayer. You may have a student lead prayer, or you may choose a common prayer that can be said together aloud. There is an appendix at the end of the book with important prayers for Catholics to know. Consider beginning with the "Come Holy Spirit" prayer, asking the Spirit to guide your learning each day.

Finally, this program is meant to help deepen students' experience of prayer and the sacraments, especially regular reception of the Sacraments of Reconciliation and the Eucharist. Encourage the students to receive these sacraments often and to pray every day. May God bless your adventure in the Catholic faith!



Fourth Grade Teachers' Edition: CONTENTS

	Scope and Sequence	**8**
Chapter 1:	God Comes to Meet Us	**14**
Chapter 2:	The Most Holy Trinity	**28**
Chapter 3:	The Holy Bible	**41**
Chapter 4:	The Broken Covenant	**53**
Chapter 5:	Old Testament Covenants	**65**
Chapter 6:	The Incarnation	**77**
Chapter 7:	The Life of Christ	**89**
Chapter 8:	The Paschal Mystery	**103**
Chapter 9:	Pentecost and the Holy Spirit	**118**
Chapter 10:	The Catholic Church	**132**
Chapter 11:	The Communion of Saints	**147**
Chapter 12:	Mary, our Mother	**162**
Chapter 13:	The Sacraments	**175**
Chapter 14:	Baptism and Confirmation	**188**
Chapter 15:	The Holy Eucharist	**201**
Chapter 16:	The Holy Mass	**216**
Chapter 17:	Reconciliation	**229**
Chapter 18:	Sacraments of Service	**246**
Chapter 19:	Making Good Choices	**261**
Chapter 20:	Knowing Right from Wrong	**276**
Chapter 21:	Loving God	**289**
Chapter 22:	Loving Your Neighbor	**302**
Chapter 23:	The Corporal Works of Mercy	**317**
Chapter 24:	The Spiritual Works of Mercy	**332**
Chapter 25:	The Beatitudes	**347**
Chapter 26:	Prayer	**360**
Chapter 27:	The Our Father	**373**
Chapter 28:	Creeds	**385**
Chapter 29:	The Stations of the Cross and the Rosary	**397**
Chapter 30:	The Liturgical Year	**411**
Appendices	Prayers to Know	**424**
	Glossary	**430**
	Assessments	**437**
	Answer Key	**456**

Profession of Faith

Chapter	Concepts	Catechism of the Catholic Church	Scripture	Vocabulary	People to Know
1. God Comes to Meet Us	• God reveals Himself to us • God created everything, visible and invisible • God is eternal • Creation is an expression of God's goodness • Human beings are made in God's image and likeness • We can know and love our Creator • We are made to be children of God	50, 76, 78, 212, 257, 279, 294, 296, 301, 305, 341, 355, 356, 358, 366, 373, 385, 1701, 1703, 1705, 1711, 1721	Genesis 1:26-27	Creator, Eternal, Revelation, Providence, Covenant	Adam and Eve, St. Augustine
2. The Most Holy Trinity	• The Holy Trinity is the central mystery of our faith • There is one God • There are three divine Persons in one God - this is the Holy Trinity • The Father, the Son, and the Holy Spirit are all divine Persons, of the one divine nature	152, 200, 215, 216, 221, 233, 234, 237, 252, 255, 266, 293, 516	Isaiah 44:6, John 14:8-10A, 1 John 4:8	Mystery, Holy Trinity, Nature	St. Philip, St. Therese of Lisieux
3. The Holy Bible	• The Bible is the written Word of God • The human authors of the Bible received the gift of Inspiration from the Holy Spirit • The Old Testament recounts the story of creation and God's relationship with the people of Israel • The New Testament begins with the Gospels and tells of the early Catholic Church	76, 105, 106, 120	2 Timothy 3:16-17; Overview of the New and Old Testaments, highlighting the Gospels	Scriptures, Inspiration, Old Testament, New Testament, Pentateuch, Gospels	St. Jerome, St. John
4. The Broken Covenant	• God placed Adam and Eve in Paradise, where they lived in friendship with God and harmony with creation • Tempted by the devil, Adam and Eve disobeyed God's command • Sin brought death into the world and separated people from God • God promised to send a Savior	70, 311, 328, 330, 374, 391, 392, 396-98, 400, 403, 410, 414, 416, 1440	Genesis 1:28, 3:1-8 3:15	Paradise, Devil, Angels, Original Sin, Savior	Adam and Eve
5. Old Testament Covenants	• God made covenants with people in the Old Testament and gradually revealed Himself • God chose the Israelites to know Him and prepare to recieve the Savior • God gave Moses the Ten Commandments • Jesus came to save all people and established a new and everlasting covenant	53, 59, 60, 62, 66, 72, 146, 410, 2058	Genesis 4:8, 9:7, 12:1-3	Israelites, Old Testament, Messiah	Cain and Abel, Noah, Abraham, Moses, David
6. The Incarnation	• At the Annunciation, the Archangel Gabriel told Mary that God had chosen her to be the mother of His Son • Mary said 'yes' to God's plan for her • At the Annunciation, God the Son took on a human nature in the womb of the Virgin Mary • Jesus is both God and Man • Jesus was born in Bethlehem on the first Christmas	64, 65, 422, 423, 456, 464, 469, 484, 490, 491, 493, 497, 525, 2674	Hebrews 1:1-2; Luke 1:35, 38, 2:1-7	Prophets, Incarnation	Archangel Gabriel, The Virgin Mary, St. Joseph

7. The Life of Christ	• Jesus became fully human, while remaining God • Jesus taught people about God • Jesus performed miracles that demonstrated who He is • Jesus' first public miracle was at the Wedding Feast at Cana, at His mother's request • Jesus told parables to the people • Jesus chose twelve of His disciples to be apostles	464, 470, 520, 546, 561, 596, 860, 1507, 1575, 2618	John 2:1-11, Luke 6:12-16	Disciple, Miracles, Parables, Apostles	The Virgin Mary
8. The Paschal Mystery	• Jesus was sentenced to die by crucifixion • Jesus chose to offer His life as a sacrifice for sin • Jesus paid the price of sin and opened Heaven to us • Jesus rose from the dead on Easter Sunday • One day we will rise from the dead	349, 410, 460, 478, 606, 609, 615, 624, 627, 639, 654, 655, 1026, 1166, 2174	John 10:11, 18, 1 Corinthians 15:20, Matthew 28:1-10	Crucifixion, Resurrection, Easter, Paschal Mystery	Judas, Pontius Pilate, St. Mary Magdalene, Archbishop Fulton Sheen
9. Pentecost and the Holy Spirit	• Forty days after His Resurrection, Jesus ascended to Heaven • Jesus told the apostles to make disciples of the whole world • Jesus will come again • On Pentecost, the apostles were filled with the Holy Spirit • The Holy Spirit came to the Church at Pentecost, and will remain with the Church forever • The Holy Spirit can guide us and help us be holy	659, 682, 729, 731, 732, 736, 858, 860, 1265, 1266	Matthew 28:19-20, Acts 1:11, 2:1-12; 1 Corinthians 6:19	Ascension, Pentecost	Pope Pius XII
10. The Catholic Church	• Jesus founded the Catholic Church • The Church is the family of God • The apostles were the first leaders of the Catholic Church, whose office has been passed on to the bishops • The Church is one, holy, catholic, and apostolic • The Catholic Church can trace itself back to the apostles	1, 166, 778, 792, 811,813, 823, 830, 832, 836, 857, 860, 862, 865, 880, 1213, 1266, 2174	Matthew 16:13-19	Marks of the Church, Catholic, Apostolic Succession	St. Peter, St. Pius X
11. The Communion of Saints	• Jesus Christ founded the Catholic Church • The Church is the people of God • The Church is the Body of Christ • The Church is the Bride of Christ	405, 616, 955, 956, 958, 1031, 1721, 2013	Hebrews 12:1; Luke 15:7; Revelation 7:9-10, 21:27	Communion of Saints, Church Militant, Heaven, Church Triumphant, Purgatory, Church Suffering	Pope Benedict XVI
12. Mary, our Mother	• Mary was preserved from sin through her Immaculate Conception • Jesus gave His mother to all of us • At the end of her life, Mary was taken, body and soul, to Heaven • Mary was crowned Queen of Heaven and Earth • Mary is our mother who loves us and helps us follow Jesus	491, 722, 963, 964, 966-69, 971, 975, 976	John 19:26-27, Revelation 12:17, Acts 1:14, James 5:16, Luke 1:26-38	Immaculate Conception, Assumption, Coronation	St. John, St. Louis de Montfort

Celebration of the Christian Mystery

Chapter	Concepts	Catechism of the Catholic Church	Scripture	Vocabulary	People to Know
13. The Sacraments	• Jesus gave us the sacraments • The sacraments give us grace • Sanctifying grace is God's life within us, which makes us holy • The sacraments are visible signs • There are Sacraments of Initiation, Sacraments of Healing, and Sacraments of Service	1084, 1114, 1117, 1129, 1210, 1212, 1275, 1421, 1511, 1534, 1535, 1999, 2003	James 5:14, Mark 16:20	Sacraments, Grace, Sanctifying Grace, Consecration	St. Ambrose
14. Baptism and Confirmation	• In Baptism, Original Sin is washed away and we are filled with the life of the Holy Trinity • Baptism makes us members of the Church • At your Baptism, you were anointed priest, prophet, and king • Confirmation deepens the grace we received at our Baptism • Through Confirmation, we are strengthened with Gifts of the Holy Spirit	232, 404, 783, 897, 1213, 1240, 1241, 1263, 1265, 1266, 1285, 1295, 1303, 1831	John 3:1-5	Baptism, Confirmation	Nicodemus, St. Cyprian
15. The Holy Eucharist	• Jesus instituted the Eucharist at the Last Supper • The Eucharist truly is the Body and Blood of Christ • Jesus gave the power of consecrating the Eucharist to the apostles • This power has been passed on to every Catholic priest • We receive Jesus, truly present, in Holy Communion • We adore Jesus in the Holy Eucharist	608, 610, 1323, 1331, 1341, 1358, 1360, 1361, 1376, 1378, 1581	Luke 22:19-20; John 6:51-58, 66	Passover, Last Supper, Eucharist, Transubstantiation, Monstrance, Tabernacle	St. Ignatius of Antioch
16. The Holy Mass	• We celebrate the Mass on the Lord's Day • The Liturgy of the Word is focused on the Scriptures • The Liturgy of the Eucharist is focused on the Holy Eucharist • We receive Jesus Christ, truly present in the Eucharist, at Holy Communion • The Mass is the highest form of prayer and worship	1082, 1083, 1167, 1324, 1331, 1333, 1343, 1346, 1349, 1367, 1370, 2179	1 Corinthians 11:23-26, Overview of the use of Scripture for different readings at Mass	Liturgy of the Word, Epistle, Liturgy of the Eucharist, Offertory	St. Pio
17. Reconciliation	• Jesus gave the apostles the power to forgive sins on Easter night • Sins committed after Baptism are forgiven in Reconciliation • We must have contrition for our sins • We must confess all mortal sins • The priest will give us a penance and absolve us of our sins	410, 986, 1385, 1422-24, 1440, 1442, 1443, 1445, 1451, 1456, 1458-62, 1850, 1855, 1874	Matthew 4:17, John 20:22-23, Psalm 51:1-2, 10-12	Actual Sin, Conversion, Repent, Reconciliation, Contrition, Penance, Absolution	St. John Paul II
18. Sacraments of Service	• Holy Matrimony is the Catholic sacrament of marriage • A Catholic family should be a "domestic church" • Holy Matrimony is a sign of Christ's marriage with the Church • A man becomes a priest through the Sacrament of Holy Orders • Priests can act *in Persona Christi* • There are beautiful religious vocations for women	923, 924, 1536, 1548, 1554, 1601, 1604, 1617, 1652, 1656, 2205, 2232, 2334	Matthew 9:14-15, Mark 10:6-9	Vocation Holy Matrimony Domestic Church Holy Orders Deacon Bishop	

Life in Christ

Chapter	Concepts	Catechism of the Catholic Church	Scripture	Vocabulary	People to Know
19. Making Good Choices	• You were made to be a saint • We have the free will to make choices • An action's object, intention, and circumstances determine whether it is a moral choice • We must obey our properly formed conscience	355, 836, 1703, 1711, 1730, 1731, 1734, 1750, 1753, 1757, 1768, 1776, 1783, 1790, 1797, 2013, 2232	Matthew 6:1-6	Concupiscence, Conscience	
20. Knowing Right from Wrong	• God gave Moses the Ten Commandments • Violating the Ten Commandments is a sin • The Church has authority to teach us about right and wrong • The Catechism of the Catholic Church is an important resource to understand the Catholic Church's teaching	11, 62, 890, 1785, 1900, 2032, pre 2052, 2055, 2058, 2072	Exodus 20:1-17; Matthew 18:15-18, 7:24-27	Ten Commandments, Catechism	Moses
21. Loving God	• Jesus taught that the greatest commandment is to love God with all your heart, soul, mind, and strength • We must love God above all else • The first three of the Ten Commandments teach us how to love God • The theological virtues are faith, hope, and charity	150, 1166, 1813, 2055, 2067, 2087, 2090, 2093, 2162, 2174, 2185	Matthew 22:36-40, Mark 2:27, 1 John 4:16-19	Faith, Hope, Charity	St. Josemaria Escriva
22. Loving Your Neighbor	• Jesus said the second commandment is to love your neighbor as yourself • The last seven of the Ten Commandments teach us how to love our neighbor	2055, 2067, 2197, 2216, 2248, 2258, 2261, 2303, 2365, 2380, 2401, 2464, 2476, 2514, 2536	Luke 6:27 Matthew 22:39 John 14:6 1 John 4:20-21	Covet	St. Teresa of Calcutta
23. The Corporal Works of Mercy	• Jesus told His disciples to "love one another as I have loved you" • The Corporal Works of Mercy address people's physical needs • We can show mercy to people in our daily lives • Jesus said that we will be judged on whether we showed mercy to others	678, 1039, 1823, 2447	John 13:34; Matthew 25:40, 25:31-46	Mercy, Corporal Works of Mercy	St. Vincent de Paul
24. The Spiritual Works of Mercy	• The Spiritual Works of Mercy are even more important than the Corporal Works of Mercy • The Spiritual Works of Mercy address people's spiritual needs	27, 2447, 2840	James 5:19-20	Spiritual Works of Mercy	St. Faustina
25. The Beatitudes	• Jesus taught the Beatitudes at the Sermon on the Mount • The Beatitudes teach us to reach the heights of holiness • Each Beatitude includes a promise, which begins to be fulfilled on earth, but is perfectly fulfilled in Heaven	1716-18, 1720, 1967, 2013	Matthew 5:3-10, 16:26, 5:11-12; 1 Peter 1:15-16, 22-23	Beatitudes	

Christian Prayer

Chapter	Concepts	Catechism of the Catholic Church	Scripture	Vocabulary	People to Know
26. Prayer	• We must have a living relationship with God • Whenever we talk to God, or focus our minds and hearts on Him, it is prayer • Prayer must come from the heart • We should offer God prayers of praise, petition, intercession, contrition, and thanksgiving • We must pray every day!	1355, 2132, 2559, 2562, 2565, 2609, 2626-39, 2744	Matthew 7:7-11, Luke 18:1-8	Intercession	St. Alphonsus Liguori
27. The Our Father	• Jesus Himself taught us the Our Father • With Jesus, we call God "Father" • The Our Father expresses our trust in God • We ask God to forgive us as we forgive others	2687, 2759, 2765, 2772, 2780, 2789, 2790, 2828, 2838, 2842	Luke 11:1-3; Matthew 6:14-15, 6:7-15	Our Father	St. Paul VI
28. Creeds	• Creeds are prayers in which we express the truths of our faith • The earliest creed is the Apostles' Creed, which dates to the apostles • The Nicene Creed explains the Holy Trinity in more detail	243, post 184, 187, 194, 196	1 Peter 3:15	Creeds, Apostles' Creed, Nicene Creed	
29. Stations of the Cross and the Rosary	• The Stations of the Cross help us meditate on Jesus' suffering and death • There are 14 Stations of the Cross • The Rosary is a very important prayer • When we pray the Rosary, we meditate on events in the lives of Jesus and Mary • There are 20 Mysteries of the Rosary	971, 1674, 2679, 2705, 2721, 2759	Philippians 4:8	Vocal Prayer, Mental Prayer, Meditation, Stations of the Cross, Passion, Rosary	Blessed Pius IX, St. Dominic
30. The Liturgical Year	• The Church has feasts and seasons on a liturgical calendar • Advent is a season when we prepare to welcome Jesus and celebrate His birth • There are two periods of Ordinary Time • Lent is the 40-day period leading up to Easter • Easter is the biggest feast day of the Church year • There are important feasts throughout the year	524, 1169, 1171-73, 1438	Ecclesiastes 3:1-2, 4, 6, 11	Liturgical Year, Advent, Epiphany, Lent, Ash Wednesday, Triduum	

NOTES:

GOD COMES TO MEET US

CHAPTER 1 OVERVIEW

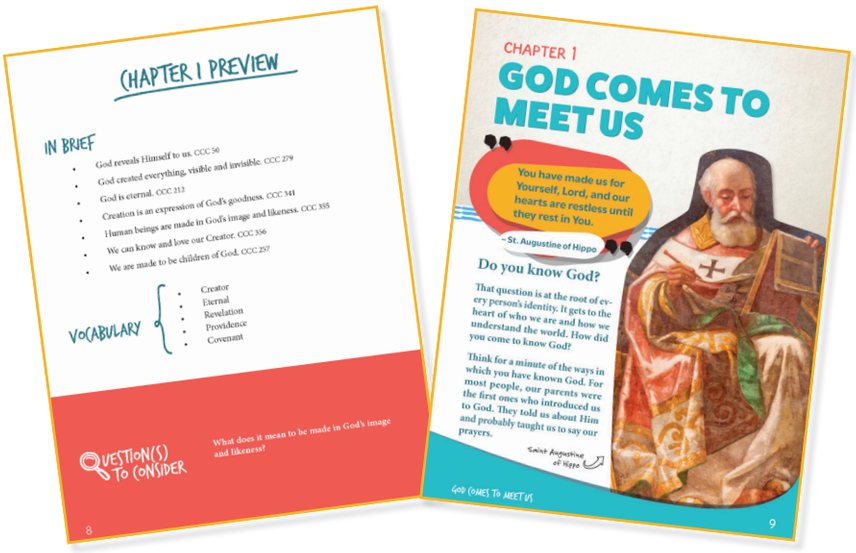

NOTES:

1. OBJECTIVE

- Students will identify God as the eternal Creator of all things. They will understand that we were created by God in His image and likeness out of love to be His children. Students will recognize that God has revealed Himself to us and established a covenant relationship with humanity.

2. MATERIALS

- Adventure Catechism text
- Catholic Brain website with ability to show video
- Student religion picture journals

3. PROCEDURE

- Open the lesson each day with prayer. You may choose the Come Holy Spirit prayer, asking the Holy Spirit to guide your lesson. Or, if you are learning a particular prayer as a class, this is an excellent time to practice and reinforce that. As the school year progresses, you may consider asking students to lead the prayer.
- **Be sure to close each day in prayer, as well, and encourage students to share with their families what they are learning.**

CHAPTER 1: 5-DAY LESSON PLAN

A. DAY ONE

NOTES:

- Introduce students to the Big Ideas for this chapter (the In Brief section of the chapter preview). Write the chapter's vocabulary words on the board.

- Read the chapter in the text as a class. Stop frequently to answer student questions and to check for comprehension. Highlight the vocabulary words when you read them, and be sure that students understand them.

- When you are finished reading the chapter, re-read the quote from the saint at the beginning of the chapter, and discuss what it means and how it relates to this week's topic.

- As you close in prayer today, begin by reading and discussing the Scripture passage in the text: Genesis 1:26-27.

B. DAY TWO

- Begin by reviewing the Big Ideas from yesterday's lesson. Allow students to share what they remember and ask any questions they may have thought of.

- Watch the Adventure Catechism video "Who Made the World and Everything in it?"

https://www.catholicbrain.com/edu/videos/868724/1/lesson-01---who-made-the-world?

Ask the students a few questions to check for understanding, such as:



Who made the world and everything in it? ***God***



How does everything we make depend on God's creation? ***We use materials to make things. Every material ultimately comes from something that God made. Only God can make something from nothing.***

NOTES:



Who made God? ***No one; God is eternal; He has no beginning and no end.***



What name did God tell Moses to give to the people for Him? ***I AM***

- As time allows, do some of the activities on the Catholic Brain site connected to the video, such as the Memory Match, Fill in the Blank, Word Search and other printables, or the quiz.

C. DAY THREE

- Today, write the "Question to Consider" from the chapter on the board. Let students know that they should keep this question in mind as they re-read the chapter, and you will be discussing it later in the class.

- Guided Reading - Divide students into partners or small groups and have them re-read the chapter. This would be a wonderful activity to invite parent volunteers to help with, to read with the students and facilitate small group discussions.

When they finish reading, the students should discuss the "Question to Consider" in their groups, and each student should write a short answer to the question on a slip of paper or note card, which you may choose to use as an exit ticket for the class.

- After students have had a chance to discuss in their small groups, invite students to share their ideas, and facilitate a large-group discussion about the question.

- Before ending class today, students should copy the "Question to Consider" in their religion journals and write their response in it. They should use the response they wrote earlier in class as a starting point, but may revise it based on the class discussion.

D. DAY FOUR

NOTES:

- Today students will work in their religion picture journals. Begin the lesson, after prayer, by reviewing the Big Ideas, vocabulary, and "Question to Consider." Then, as a class, outline the chapter, highlighting important points. Write the outline on the board.

- Students should now, individually, write a summary of the chapter, using the outline you have created, in their religion journals and draw an image that represents the chapter. If time permits, allow students to share their summaries in small groups or as a large group.

E. DAY FIVE

- Students should complete the chapter review page at the end of the chapter.

- When students have completed the chapter review, correct it as a class. Be sure to check for any questions students may still have.

- Prayer Activity



Many students will have a well-established prayer life, and some will have no prayer life – yet. Today's prayer activity is simply to have the children talk to God, in their own words. You may do it in a classroom or in a church, or even outside if there won't be many distractions. It is often helpful during prayer activities to play Gregorian chant softly. It will calm the students' spirits, drown out many distractions, and won't be a distraction to prayer. Consider playing it in the background as you quiet the class down. Then give them 10-15 minutes to simply talk to God privately. The goal is to make students comfortable with regular conversation with God. Especially for students who do not pray much, or only pray scripted prayers, we want them to develop a personal, intimate, comfortable relationship with God.

Encourage students to share with their families what they learned this week.

Bible story connections
- Genesis 1:1-2:4
- Psalm 8
- Matthew 6:25-30

Catholic Brain Video Connections
- Adventure Catechism – Who Made the World?
- St. Augustine

CHAPTER 1 PREVIEW

IN BRIEF

- God reveals Himself to us. CCC 50
- God created everything, visible and invisible. CCC 279
- God is eternal. CCC 212
- Creation is an expression of God's goodness. CCC 341
- Human beings are made in God's image and likeness. CCC 355
- We can know and love our Creator. CCC 356
- We are made to be children of God. CCC 257

VOCABULARY

- Creator
- Eternal
- Revelation
- Providence
- Covenant

QUESTION(S) TO CONSIDER

What does it mean to be made in God's image and likeness?

8

CHAPTER 1

GOD COMES TO MEET US

> You have made us for Yourself, Lord, and our hearts are restless until they rest in You.
>
> – St. Augustine of Hippo



Do you know God?

That question is at the root of every person's identity. It gets to the heart of who we are and how we understand the world. How did you come to know God?

Think for a minute of the ways in which you have known God. For most people, our parents were the first ones who introduced us to God. They told us about Him and probably taught us to say our prayers.

Saint Augustine of Hippo

NOTES:

Vocabulary

Creator – a title for God because He made all things from nothing

Eternal – always existing, with no beginning and no end



You have learned about God at church. Priests have probably told you many things about God, at least at Mass. Many people go to Catholic schools and get a Catholic education or take religious education classes at their parishes.

You are reading this book; it will teach you about God.



There are many ways we learn about God and many people who teach us about Him. But the basic reason anyone knows God is because **God comes to meet us.**

He reveals Himself to human beings because He loves us and wants to have a loving relationship with each one of us.

God is the Creator of everything.



What does that mean? It means that God made everything, but even more than that – He created it. He made it out of nothing. Before anything in this universe existed, there was only God. There were no planets, no stars; there was no matter at all. Even time did not exist, only God. God is eternal; He is outside of time. He has no beginning. Then, by His Word, all things came to be. He created everything, visible and invisible, out of nothing.

God not only caused all things to exist, but He keeps them in existence. God is not some far-off being Who created everything and then sat back and left it alone, watching it like we might watch a television show. God knows every part of His creation, from the farthest star to the smallest bacteria. Anything God did not keep in existence would immediately cease to exist.





WHY DID GOD CREATE?

God created because He is good, and creation is an expression of His goodness. CCC 294.

God's creation shows forth His glory, and that glory is for His creatures to share in His goodness, beauty, and truth. God created a diversity of creatures, each with its own particular goodness reflecting His goodness. The interdependence and order of God's creation reflects His wisdom. All of creation is for the good of the creatures made to be God's children, us.

NOTES:

NOTES:

Everything God made is for ***human beings*** because we are created in His image and likeness.

He gave us a share in His rule over creation. This dominion we received from God over the created world comes with the obligation to use the gifts of God's creation responsibly, to respect them, and to preserve them for future generations. (Note: We are speaking here of visible creation; God also created angels, who are pure spirits, which we will study later in this book.)



Being made in God's image and likeness means that we have an intellect and a will, which allows us to know and love as God knows and loves. Human beings are composed of a body and a soul. Each of us has a spiritual soul, which was created directly by God. Of all visible creatures, only human beings can know and love our Creator.
CCC 356.



**Creation was made for us,
but we are not made for it.
We are made for God alone.**

12

GOD COMES TO MEET US



God made us to have a loving relationship with Him. We are made to know and love God, and to be His sons and daughters. To accomplish this, *God comes to meet us.* He reveals Himself to us. **Revelation** refers to those things that God shows us about Himself.

God makes Himself known through His creation.

All of God's creation is good, and the goodness and beauty of what He has made reflects, dimly, the goodness and beauty of God Himself. **God reveals Himself through the Bible and the Catholic Church,** both of which we will study extensively in this book.

And God reveals Himself through His Son, Jesus Christ.





Remember, God knows all of His creation. And He loves all people. That means God knows and loves you personally. He knows you better than anyone, ***even better than you know yourself.*** **And He loves you more than anyone possibly could.**

Vocabulary

Revelation – those truths that God has revealed to us; His communication of Himself, most fully in Jesus Christ

Discussion questions

What can we learn about God from His creation?

Vocabulary

Covenant – a sacred promise in which the parties promise themselves to each other, and which establishes family bonds

Providence – God's loving care for His people

Discussion questions

How do you know that God loves you?

Because God knows and loves us, we trust His providence. God's **providence** is His loving care for us. Life can be very difficult sometimes, but as children of God, we know that we are never alone. God is always with us.



God made a covenant with humanity.



At the very beginning, with the first two people God made, Adam and Eve, God established a covenant relationship with humanity. A **covenant** is a sacred promise. The participants in a covenant do not promise to give each other a list of items; ***they promise to give themselves.***

When a man and woman get married, for example, they make a covenant relationship. A husband promises to give himself completely to his wife, and a wife promises to give herself completely to her husband. This covenant relationship creates a family bond.

When God created our first parents, Adam and Eve, He established a covenant relationship with all humanity through them. God promised to give Himself completely to them, and they promised to give themselves completely to Him. Human beings are not simply God's creatures; we are destined to be His children.

DISCUSSION QUESTION:

What does it mean to be made in God's image and likeness?



CREATED IN HIS IMAGE

Adapted from Genesis 1:26-27

Then God said, "Let Us make man in Our image, after Our likeness. Let them rule over the fish of the sea, and the birds of the air, over the cattle, and over all the earth, over every creeping thing on the earth." So, God created man in His own image, in the image of God He created him; male and female He created them.



Social justice: faith in action

- Care for God's Creation – Plant a tree or a garden. As you care for it and help it grow, remember how God cares for you.

Memory Work (Baltimore Catechism)

3. Why did God make us?
God made us to show forth His goodness and to share with us His everlasting happiness in Heaven.

22. Can we know by our natural reason that there is a God?
We can know by our natural reason that there is a God, for natural reason tells us that the world we see about us could have been made only by a self-existing Being, all-wise and almighty.

23. Can we know God in any other way than by our natural reason?
Besides knowing God by our natural reason, we can also know Him from supernatural revelation, that is, from the truths found in Sacred Scripture and in Tradition, which God Himself has revealed to us.

ACTIVITY

Chapter 1 Review

1) _Revelation_ refers to the things that God has shown us about Himself.

2) God is the _Creator__ because He made everything out of nothing.

3) God's providence is His loving care for us.

4) God has no beginning; He is _eternal__.

5) Through Adam and Eve, God established a _covenant_ with humanity.

6) Which of these did God not create?
A) Outer space
B) Human beings
C) Angels
D) None of the above

7) For whom was the universe made?
A) Animals
B) Plants
C) People
D) No one

8) For what are we created?
A) To be rich
B) To have a good job
C) To become well-educated
D) God

9) How does God reveal Himself?
A) Through the Bible
B) Through the Catholic Church
C) Through Jesus
D) All of the above

10) What do the participants in a covenant promise to give each other?
A) Themselves
B) A hard day's work for fair pay
C) The best of their possessions
D) Anything the other participant wants

CHAPTER 1 TAKE-HOME



This week in Religion Class . . .

Chapter title:
God Comes to Meet Us

PLEASE REVIEW AT HOME:

Vocabulary:

- Creator – a title for God because He made all things from nothing
- Eternal – having no beginning and no end
- Revelation – those truths that God has revealed to us; His communication of Himself, most fully in Jesus Christ
- Providence – God's loving care for His people
- Covenant – a sacred promise in which the parties promise themselves to each other, and which establishes family bonds

1. God made a covenant with whom at the beginning of creation? *All of humanity – through Adam and Eve*
2. Who have we been made for? *We are made for God Himself.*

Discussion Question:
What does it mean to be made in God's image and likeness?

Activity:
Talk to God this week as you would talk to someone you were trying to get to know. You may already know a lot about God, but ask Him more about Himself. Ask Him to help you know Him better. Do this at least three different days throughout the week, and each time you do, allow at least a few minutes of silence so you can pay attention to His response.

God thinks you are worth dying for!

THE MOST HOLY TRINITY

CHAPTER 2 OVERVIEW

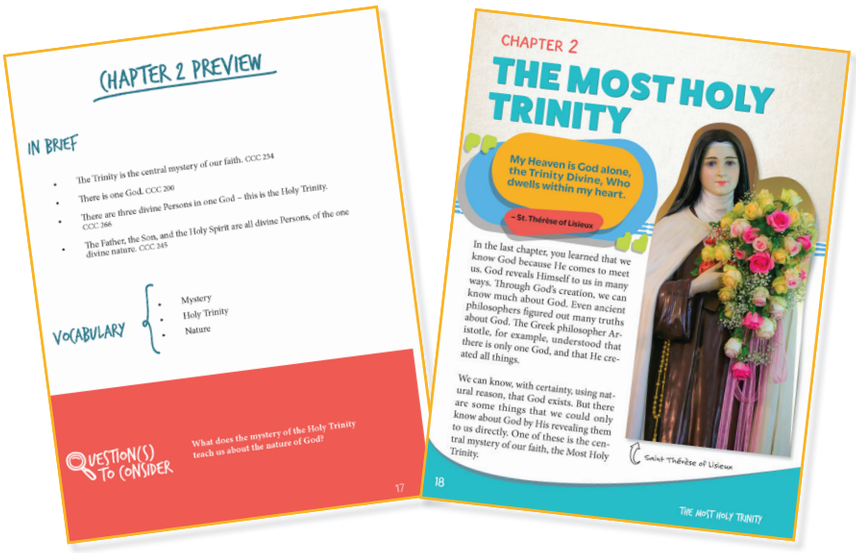

NOTES:

1. OBJECTIVE

- Students will identify the Holy Trinity as the central mystery of our faith. They will understand that the Father, the Son, and the Holy Spirit are three divine Persons in one God, Who all possess the one divine nature.

2. MATERIALS

- Adventure Catechism text
- Catholic Brain website with ability to show video
- Student religion picture journals

3. PROCEDURE

- Open the lesson each day with prayer. You may choose the Come Holy Spirit prayer, asking the Holy Spirit to guide your lesson. Or, if you are learning a particular prayer as a class, this is an excellent time to practice and reinforce that. As the school year progresses, you may consider asking students to lead the prayer.
- **Be sure to close each day in prayer, as well, and encourage students to share with their families what they are learning.**

CHAPTER 2: 5-DAY LESSON PLAN

NOTES:

A. DAY ONE

- Introduce students to the Big Ideas for this chapter (the In Brief section of the chapter preview). Write the chapter's vocabulary words on the board.

- Read the chapter in the text as a class. Stop frequently to answer student questions and to check for comprehension. Highlight the vocabulary words when you read them, and be sure that students understand them.

- When you are finished reading the chapter, re-read the quote from the saint at the beginning of the chapter, and discuss what it means and how it relates to this week's topic.

- As you close in prayer today, begin by reading and discussing the Scripture passage in the text: John 14:8-10A.

B. DAY TWO

- Begin by reviewing the Big Ideas from yesterday's lesson. Allow students to share what they remember and ask any questions they may have thought of.

- Watch the Adventure Catechism video "Who is the Holy Spirit?"

https://www.catholicbrain.com/edu/videos/886174/1/lesson-04---who-is-the-holy-spirit?

Ask the students a few questions to check for understanding, such as:



What word means one God in three Persons? ***Trinity***



Who are the three Persons of the Holy Trinity? ***The Father, the Son, and the Holy Spirit***

NOTES:



Are all three Persons of the Trinity God? ***Yes***

- As time allows, do some of the activities on the Catholic Brain site connected to the video, such as the Memory Match, Fill in the Blank, Word Search and other printables, or the quiz.

C. DAY THREE

- Today, write the "Question to Consider" from the chapter on the board. Let students know that they should keep this question in mind as they re-read the chapter, and you will be discussing it later in the class.

- Guided Reading - Divide students into partners or small groups and have them re-read the chapter. This would be a wonderful activity to invite parent volunteers to help with, to read with the students and facilitate small group discussions.

When they finish reading, the students should discuss the "Question to Consider" in their groups, and each student should write a short answer to the question on a slip of paper or note card, which you may choose to use as an exit ticket for the class.

- After students have had a chance to discuss in their small groups, invite students to share their ideas, and facilitate a large-group discussion about the question.

- Before ending class today, students should copy the "Question to Consider" in their religion journals and write their response in it. They should use the response they wrote earlier in class as a starting point, but may revise it based on the class discussion.

D. DAY FOUR

NOTES:

- Today students will work in their religion picture journals. Begin the lesson, after prayer, by reviewing the Big Ideas, vocabulary, and "Question to Consider." Then, as a class, outline the chapter, highlighting important points. Write the outline on the board.

- Students should now, individually, write a summary of the chapter, using the outline you have created, in their religion journals and draw an image that represents the chapter. If time permits, allow students to share their summaries in small groups or as a large group.

E. DAY FIVE

- Students should complete the chapter review page at the end of the chapter.

- When students have completed the chapter review, correct it as a class. Be sure to check for any questions students may still have.

- Prayer Activity



Today's prayer activity is similar to last week's. As with all the individual prayer activities, consider playing Gregorian chant softly in the background or doing the activity in a church. Again, students will have 10-15 minutes to simply talk to God, but this time, encourage them to "Trinitize" their prayers. Encourage them to talk to God, their Father, to Jesus, and to the Holy Spirit, each by Name. It is good to talk to God as One. This week also try to speak to each Person of the Trinity by Name. Get to know God through each of the three Persons of the Trinity.

Encourage students to share with their families what they learned this week.

Bible story connections
- John 1:1-4
- Matthew 3:13-17

Catholic Brain Video Connections
- Solemnity of the Most Holy Trinity
- St. Therese of Lisieux

CHAPTER 2 PREVIEW

IN BRIEF

- The Trinity is the central mystery of our faith. CCC 234
- There is one God. CCC 200
- There are three divine Persons in one God – this is the Holy Trinity. CCC 266
- The Father, the Son, and the Holy Spirit are all divine Persons, of the one divine nature. CCC 245

VOCABULARY

- Mystery
- Holy Trinity
- Nature

QUESTION(S) TO CONSIDER

What does the mystery of the Holy Trinity teach us about the nature of God?

17

CHAPTER 2

THE MOST HOLY TRINITY

> My Heaven is God alone, the Trinity Divine, Who dwells within my heart.
>
> – St. Thérèse of Lisieux

In the last chapter, you learned that we know God because He comes to meet us. God reveals Himself to us in many ways. Through God's creation, we can know much about God. Even ancient philosophers figured out many truths about God. The Greek philosopher Aristotle, for example, understood that there is only one God, and that He created all things.

We can know, with certainty, using natural reason, that God exists. But there are some things that we could only know about God by His revealing them to us directly. One of these is the central mystery of our faith, the Most Holy Trinity.



Saint Thérèse of Lisieux

NOTES:

Vocabulary

Mystery – something we can know because God has revealed it to us, but we can never understand it fully in this life

Holy Trinity – three Persons in one God – the Father, the Son, and the Holy Spirit

A **mystery** is something that we could not figure out on our own; we can only know it because God has revealed it to us.



The mystery of the **Holy Trinity** teaches us the truth about the nature of God Himself. We can figure out that God is the Creator and that He is good, for example, but we would never figure out on our own that God is three divine Persons in one divine nature.



To begin to understand this, we need to define a few terms. The first thing to understand is that **there is only one God.** Scripture makes it very clear:

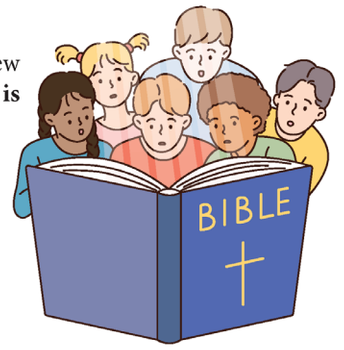

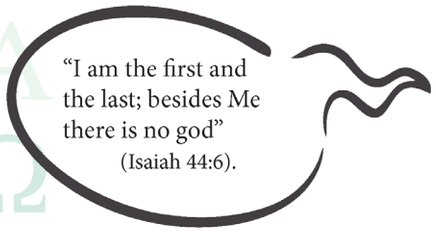

"I am the first and the last; besides Me there is no god" (Isaiah 44:6).

There is only one divine nature.

Something's **nature** is *what* it is. For example, you have a human nature because you are a human being. **Divine** means "God," so God has a divine nature. There are billions of different human natures because there have been billions of different human beings in the history of the world. But there is only one divine nature because there is only one God.



However, that one divine nature exists as three distinct **Persons** – the Father, the Son, and the Holy Spirit – Who are relative to one another. CCC 254, 255. A **person** is *who* someone is. You are a person; so are all the billions of other persons who have ever lived and have a human nature. You and they each have your own, separate human nature. God is not limited in that way. The Father, the Son, and the Holy Spirit are three distinct Persons, each of the one divine nature.



What does this mean, then?

The Father is God;
the Son is God;
the Holy Spirit is God –
this is the mystery of the Most Holy Trinity.





All three Persons of the Trinity are equal. They are all eternal; They are all all-knowing; They are all perfectly good; They are all all-powerful. In fact, where one Person of the Trinity acts, They all act. CCC 255.

TO KNOW ONE PERSON OF THE TRINITY IS TO KNOW THEM ALL.

NOTES:

NOTES:

Jesus, Who is the Son, was once asked by one of His closest followers, "Show us the Father." Jesus responded, "If you have seen Me, you have seen the Father" (John 14:9). This is because, although Jesus is not the Father, He and the Father have the same nature. When we know Jesus, we know the Father. CCC 516.



Why did God reveal the mystery of the Trinity to us?



God created us to be His children, to have a covenant relationship with Him. God knows us completely, and He wants us to know Him. The more you know someone, the more you can love them. God is truth, and when He reveals Himself to us, He shows us the truth about Himself. As a loving Father, God wants to share everything with us, including the heart of Who He is.

In the Bible, St. John says that "God is love" (1 John 4:8). This means more than just that God is loving; as a Trinity of Persons, God's very nature is love. He is a community of love within Himself. God created everything, not because He was lonely or lacking anything, but because He wants to share His love with us.

We proclaim the Trinity every time we begin our prayers with the Sign of the Cross. We say, "In the Name of the Father, and of the Son, and of the Holy Spirit." We do not say, "In the Names of…"; we say, "In the *Name*," expressing the truth that the three divine Persons are one God. CCC 233



God reveals Himself to us; He knows us and loves us, and He wants us to know and love Him.



Discussion questions

Why did God reveal the mystery of the Trinity to us?

What questions do you have about the Trinity? How can you find the answers?

Social justice: faith in action

- Evangelization Challenge – Make the Sign of the Cross in public this week. Don't try to call attention to yourself, but do not be afraid before you eat, for example, to pray. Be a witness to others by fearlessly living your faith.

DISCUSSION QUESTION:

What does the mystery of the Most Holy Trinity teach us about the nature of God?



SHOW US THE FATHER!

Adapted from John 14:8-10A



Philip said to Jesus, "Lord, show us the Father, and we will be satisfied." Jesus said to him, "Have I been with you so long, and you still do not know Me, Philip? Whoever has seen Me has seen the Father. How can you say, 'Show us the Father'? Do you not believe that I am in the Father and the Father in Me?"

Chapter 2 Review

ACTIVITY

1) The Holy Trinity is the central _mystery__ of our faith.

2) Something's __nature___ is what it is.

3) The Father, the Son, and the Holy Spirit are all of the __divine__ nature.

4) There are three divine Persons in one God. This is the Holy _Trinity__.

5) In 1 John 4:8, we learn that God is ___love___.

6) Which Person of the Holy Trinity is most powerful?
A) The Father
B) The Son
C) The Holy Spirit
D) None of the above

7) How many Gods are there?
A) Three
B) One
C) Seven
D) No one knows

8) What kind of nature do you have?
A) Human nature
B) Divine nature
C) Angelic nature
D) Supreme nature

9) What did St. Philip ask Jesus to show him?
A) Heaven
B) The Father
C) The road to Jerusalem
D) His wounds

10) True/False: All three Persons of the Holy Trinity are God.
A) True
B) False

Memory Work (Baltimore Catechism)

29. What do we mean by the Blessed Trinity?
By the Blessed Trinity we mean one and the same God in three divine Persons.

31. Are the three divine Persons perfectly equal to one another?
The three divine Persons are perfectly equal to one another, because all are one and the same God.

32. How are the three divine Persons, though really distinct from one another, one and the same God?
The three divine Persons, though really distinct from one another, are one and the same God because all have one and the same divine nature.

CHAPTER 2 TAKE-HOME



This week in Religion Class . . .

Chapter title:
The Most Holy Trinity

PLEASE REVIEW AT HOME:

Vocabulary:

- Mystery – something we can know because God has revealed it to us, but we can never understand it fully in this life
- Holy Trinity – three Persons in one God – the Father, the Son, and the Holy Spirit

1. How many Gods are there? *There is one God.*
2. Who are the three divine Persons of the Holy Trinity? *The Father, the Son, and the Holy Spirit*
3. Which Person is most powerful? *They are equal because they are all God; all three Persons are completely of the one divine nature.*

Discussion Question:
What does the mystery of the Holy Trinity teach us about the nature of God?

Activity/Family Prayer Time:
Trinitize your prayers this week. It is good to talk to God as One. This week also try to speak to each Person of the Trinity by Name. Get to know God in the way He relates to you through each of the three Persons of the Trinity.

God thinks you are worth dying for!

THE HOLY BIBLE

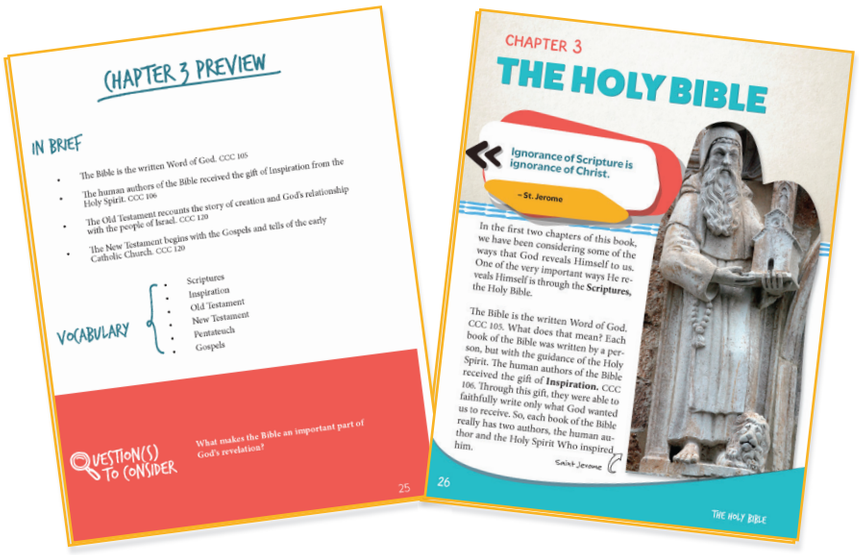

CHAPTER 3 OVERVIEW

NOTES:

1. OBJECTIVE

- Students will recognize the Bible as the written Word of God and understand that the human authors of the Bible received the gift of Inspiration from the Holy Spirit. They will be able to identify the major divisions of the Bible and begin to use the Bible as a tool for prayer.

2. MATERIALS

- Adventure Catechism text
- Catholic Brain website with ability to show video
- Student religion picture journals
- Bibles

3. PROCEDURE

- Open the lesson each day with prayer. You may choose the Come Holy Spirit prayer, asking the Holy Spirit to guide your lesson. Or, if you are learning a particular prayer as a class, this is an excellent time to practice and reinforce that. As the school year progresses, you may consider asking students to lead the prayer.
- **Be sure to close each day in prayer, as well, and encourage students to share with their families what they are learning.**

CHAPTER 3: 5-DAY LESSON PLAN

NOTES:

A. DAY ONE

- Introduce students to the Big Ideas for this chapter (the In Brief section of the chapter preview). Write the chapter's vocabulary words on the board.

- Read the chapter in the text as a class. Stop frequently to answer student questions and to check for comprehension. Highlight the vocabulary words when you read them, and be sure that students understand them.

- When you are finished reading the chapter, re-read the quote from the saint at the beginning of the chapter, and discuss what it means and how it relates to this week's topic.

- As you close in prayer today, begin by reading and discussing the Scripture passage in the text: 2 Timothy 3:16-17.

B. DAY TWO

- Begin by reviewing the Big Ideas from yesterday's lesson. Allow students to share what they remember and ask any questions they may have thought of.

- Watch the Adventure Catechism video "What is the Bible?"

https://www.catholicbrain.com/edu/videos/922474/1/lesson-06---what-is-the-bible?

Ask the students a few questions to check for understanding, such as:



How is the Bible alive? ***It is God's Word. He still speaks to us through the Bible.***



What is the main division of the Bible? ***The New Testament and the Old Testament***

NOTES:

How is the Bible inspired by God? ***1) The Holy Spirit inspired the people who wrote the Bible; 2) The Holy Spirit inspired the Church to decide correctly which books should be included in the Bible.***

How many books are in the Bible? ***73***

- As time allows, do some of the activities on the Catholic Brain site connected to the video, such as the Memory Match, Fill in the Blank, Word Search and other printables, or the quiz.

C. DAY THREE

- Today, write the "Question to Consider" from the chapter on the board. Let students know that they should keep this question in mind as they re-read the chapter, and you will be discussing it later in the class.

- Guided Reading - Divide students into partners or small groups and have them re-read the chapter. This would be a wonderful activity to invite parent volunteers to help with, to read with the students and facilitate small group discussions.

When they finish reading, the students should discuss the "Question to Consider" in their groups, and each student should write a short answer to the question on a slip of paper or note card, which you may choose to use as an exit ticket for the class.

- After students have had a chance to discuss in their small groups, invite students to share their ideas, and facilitate a large-group discussion about the question.

- Before ending class today, students should copy the "Question to Consider" in their religion journals and write their response in it. They should use the response they wrote earlier in class as a starting point, but may revise it based on the class discussion.

NOTES:

D. DAY FOUR

- Today students will work in their religion picture journals. Begin the lesson, after prayer, by reviewing the Big Ideas, vocabulary, and "Question to Consider." Then, as a class, outline the chapter, highlighting important points. Write the outline on the board.

- Students should now, individually, write a summary of the chapter, using the outline you have created, in their religion journals and draw an image that represents the chapter. If time permits, allow students to share their summaries in small groups or as a large group.

E. DAY FIVE

- Students should complete the chapter review page at the end of the chapter.

- When students have completed the chapter review, correct it as a class. Be sure to check for any questions students may still have.

- Prayer Activity



Conversation is a two-way street; so is prayer, since prayer is our conversation with God. For today's prayer activity, we are going to let God start the conversation, through the Bible. Again, quiet the class down; consider going to a church or playing Gregorian chant softly in the background. If possible, each student should have a Bible. Help them find the Scripture passage John 1:1-18. Read it aloud; then, give the students 10-15 minutes to talk to God, with the Scripture passage as their starting point. They can re-read the passage as many times as they want, or read passages surrounding it. But, this period is not just for Bible reading, as important as that is. It is to pray, using the Bible. We are simply allowing God, through His Word in the Bible, to start the conversation.

Encourage students to share with their families what they learned this week.

CHAPTER 3 PREVIEW

IN BRIEF

- The Bible is the written Word of God. CCC 105
- The human authors of the Bible received the gift of Inspiration from the Holy Spirit. CCC 106
- The Old Testament recounts the story of creation and God's relationship with the people of Israel. CCC 120
- The New Testament begins with the Gospels and tells of the early Catholic Church. CCC 120

VOCABULARY

- Scriptures
- Inspiration
- Old Testament
- New Testament
- Pentateuch
- Gospels

QUESTION(S) TO CONSIDER

What makes the Bible an important part of God's revelation?

25

Bible story connections
- Psalm 119:101-106
- Romans 15:3-4
- Hebrews 1:1-2

Catholic Brain Video Connections
- Adventure Catechism – What is the Bible?
- St. Jerome

Vocabulary

Scripture – another term for the Holy Bible

Inspiration – the gift of the Holy Spirit that allowed the human authors of the Bible to write what God wants us to receive, His Word, without error

CHAPTER 3

THE HOLY BIBLE

Ignorance of Scripture is ignorance of Christ.

– St. Jerome



In the first two chapters of this book, we have been considering some of the ways that God reveals Himself to us. One of the very important ways He reveals Himself is through the **Scriptures,** the Holy Bible.

The Bible is the written Word of God. CCC 105. What does that mean? Each book of the Bible was written by a person, but with the guidance of the Holy Spirit. The human authors of the Bible received the gift of **Inspiration.** CCC 106. Through this gift, they were able to faithfully write only what God wanted us to receive. So, each book of the Bible really has two authors, the human author and the Holy Spirit Who inspired him.

Saint Jerome

The holy Bible is made up of 73 books, written by many different people, each inspired by the Holy Spirit. It is divided into two main parts: the **Old Testament,** which begins with the account of creation, and tells us about God's relationship with the people of Israel before the birth of Jesus; and the **New Testament,** which begins by recounting Jesus' life on earth, and records the history of the early Catholic Church.

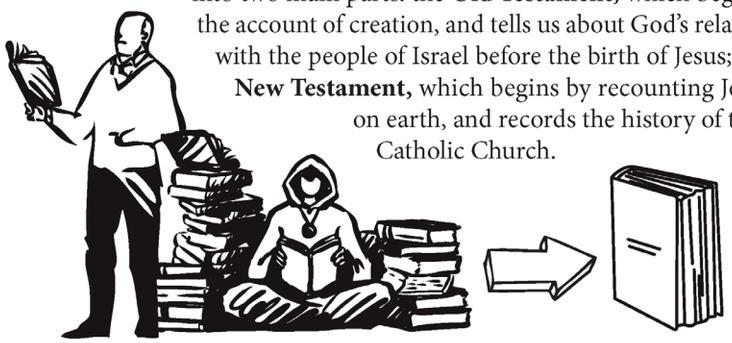





The Old Testament



The Old Testament consists of 46 books. It begins with the Book of Genesis, with the story of creation and Adam and Eve. The first five books of the Old Testament are called the **Pentateuch.** They tell us the story of the beginnings of the people of Israel and the Law. The historical books of the Old Testament trace the history of Israel before Christ. We learn much about God's care for them and their response to Him.

The wisdom literature guides readers toward a proper ordering of their lives and a right relationship with God. Finally, are the books of the prophets. God consistently sent prophets to His people to call them back to Him and teach them what He was calling them to do.



Vocabulary

Old Testament – the 46 books of the Bible that tell us of God's relationship with His people before the coming of Jesus

Pentateuch – the first five books of the Old Testament in the Bible

Vocabulary

New Testament – the 27 books of the Bible that tell us about Jesus' life and the early Catholic Church

Gospels – the four books of the Bible that tell us about Jesus' life. The four Gospels are Matthew, Mark, Luke, and John.

Discussion questions

Why is it important to be familiar with the Gospels?

The New Testament



The New Testament contains 27 books, beginning with the four **Gospels.** Although the entire Bible is the Word of God, the Gospels – Matthew, Mark, Luke, and John – can rightly be said to be the most important because they directly recount the life of Christ. You should read the Gospels and be very familiar with the stories in them. They will be a great benefit as you grow to know Jesus better.



ancient symbols for the 4 Gospel writers

After the Gospels is the Acts of the Apostles. This book tells us what the apostles did after Jesus returned to Heaven, and we can witness the very beginning of the Catholic Church that Jesus founded. **After Acts, there are 21 letters,** written to Catholic communities around the Roman world, or to the Church as a whole. Most of these letters were written by St. Paul, but some were written by apostles, such as St. Peter, St. James, St. John, and St. Jude.



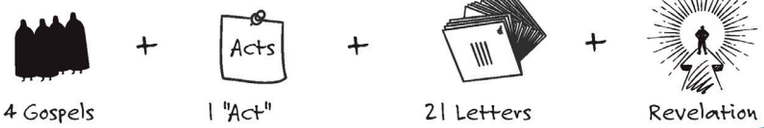

The last book of the Bible is probably the most mysterious. It was written by St. John when he was exiled on the island of Patmos. He was given a heavenly vision, which he describes in the **Book of Revelation.** The book includes many symbols, images that represent the Roman persecution of the Church, and give us insight into God's final victory over evil. It also gives us a vision of heavenly worship and demonstrates that the Mass is really a participation in the worship of Heaven.



A royal eagle is one of St. John's symbols.



Because the Bible is God's Word, part of His revelation to us, it is important to get a good Bible for your age, and prayerfully read it, especially the Gospels. Pay attention to the Scripture readings you hear at Mass and to the priest's homilies about them. We must be attentive to how God reveals His plan of salvation in the Scriptures, and to understand it, we need the help of the Holy Spirit. Invite the Spirit to guide you as you read and pray with the Bible.

The Bible is a beautiful gift from God, and it is important for every Catholic to be immersed in it.

Discussion questions

How can the Old Testament help us understand the New Testament better?

Social justice: faith in action

- Evangelization Challenge – Share one of your favorite Bible passages with someone who is not in your family.

DISCUSSION QUESTION:

What makes the Bible an important part of God's revelation?



POWER OF SCRIPTURE

Adapted from 2 Timothy 3:16-17

All Scripture is inspired by God, and is useful for teaching, correction, and training in holiness, so the man of God may be complete and prepared for every good work.



30

THE HOLY BIBLE

ACTIVITY

Chapter 3 Review

1) The Holy Bible is also called the Sacred _Scripture_.

2) The Bible is the written ___Word___ of God.

3) The human authors of the Bible received a gift from God called _Inspiration_.

4) The first five books of the Old Testament are called the _Pentateuch_.

5) The _Gospels__ are the four books that tell us of the life of Jesus.

6) How many books are in the Bible?
A) 46
B) 73
C) 100
D) 68

7) The Old Testament focuses on God's relationship with what nation?
A) Israel
B) Rome
C) Egypt
D) Babylon

8) What are the two main parts that the Bible is divided into?
A) The Gospels and the Pentateuch
B) The Human books and the Divine books
C) The Old Testament and the New Testament
D) The Inspired books and the Uninspired books

9) St. Jerome said that "ignorance of Scripture is ignorance of _____."
A) Moses
B) King David
C) St. Paul
D) Christ

10) True/False: Only certain parts of the Bible are inspired by God.
A) True
B) False

Memory Work (Baltimore Catechism)

23B. What is the Bible?
The Bible is the written word of God, committed to His Church for the instruction and sanctification of mankind.

23C. What do we mean when we say that the entire Bible is inspired?
When we say that the entire Bible is inspired, we mean that its principal author is God, though it was written by men whom God enlightened and moved to write all those things, and only those things, that He wished to be written.

23G. Are Catholics encouraged by the Church to read the Bible?
Yes; Catholics are encouraged by the Church to read the Bible, especially the Gospels, which tell about the earthly life of Jesus Christ, the Son of God made man.

CHAPTER 3 TAKE-HOME



This week in Religion Class . . .

Chapter title:
The Holy Bible

PLEASE REVIEW AT HOME:

Vocabulary:
- Scriptures – another term for the holy Bible
- Inspiration – the gift of the Holy Spirit that allowed the human authors of the Bible to write what God wants us to receive, His Word, without error
- Pentateuch – the first five books of the Old Testament in the Bible
- Gospels – the four books of the Bible that tell us about Jesus' life

1. What two main parts is the Bible divided into? *The Old Testament and the New Testament*
2. What are the names of the four Gospels? *Matthew, Mark, Luke, and John*

Discussion Question:
What makes the Bible an important part of God's revelation?

Activity/Family Prayer Time:
Read the Bible as a family at least five nights this week. You can have family members share their favorite Bible stories, or pick one of the Gospels and begin reading through it as a family.

God thinks you are worth dying for!

THE BROKEN COVENANT



CHAPTER 4 OVERVIEW

NOTES:

1. OBJECTIVE

- Students will understand sin and its seriousness. They will be able to retell the story of Adam and Eve's sin and the consequences it had for humanity. Students will be able to define Original Sin and will identify Jesus as our divine Savior.

2. MATERIALS

- Adventure Catechism text
- Catholic Brain website with ability to show video
- Student religion picture journals
- Newspapers

3. PROCEDURE

- Open the lesson each day with prayer. You may choose the Come Holy Spirit prayer, asking the Holy Spirit to guide your lesson. Or, if you are learning a particular prayer as a class, this is an excellent time to practice and reinforce that. As the school year progresses, you may consider asking students to lead the prayer.
- **Be sure to close each day in prayer, as well, and encourage students to share with their families what they are learning.**

CHAPTER 4: 5-DAY LESSON PLAN

NOTES:

A. DAY ONE

- Introduce students to the Big Ideas for this chapter (the In Brief section of the chapter preview). Write the chapter's vocabulary words on the board.

- Read the chapter in the text as a class. Stop frequently to answer student questions and to check for comprehension. Highlight the vocabulary words when you read them, and be sure that students understand them.

- When you are finished reading the chapter, re-read the quote from the saint at the beginning of the chapter, and discuss what it means and how it relates to this week's topic.

- As you close in prayer today, begin by reading and discussing the Scripture passage in the text: Genesis 3:1-8.

B. DAY TWO

- Begin by reviewing the Big Ideas from yesterday's lesson. Allow students to share what they remember and ask any questions they may have thought of.

- Watch the Adventure Catechism video "What is Original Sin?"

https://www.catholicbrain.com/edu/videos/961044/1/lesson-11---what-is-original-sin?

Ask the students a few questions to check for understanding, such as:


Who were the first man and woman? ***Adam and Eve***


What did God tell Adam and Eve not to do? ***Eat fruit from a certain tree***


Did Adam and Eve obey God's command? ***No***

NOTES:

 Who tempted Adam and Eve to disobey God? ***The devil***

 Who is born with Original Sin? ***All of us***

 Who came to save us from sin? ***Jesus***

- As time allows, do some of the activities on the Catholic Brain site connected to the video, such as the Memory Match, Fill in the Blank, Word Search and other printables, or the quiz.

C. DAY THREE

- Today, write the "Question to Consider" from the chapter on the board. Let students know that they should keep this question in mind as they re-read the chapter, and you will be discussing it later in the class.

- Guided Reading - Divide students into partners or small groups and have them re-read the chapter. This would be a wonderful activity to invite parent volunteers to help with, to read with the students and facilitate small group discussions.

When they finish reading, the students should discuss the "Question to Consider" in their groups, and each student should write a short answer to the question on a slip of paper or note card, which you may choose to use as an exit ticket for the class.

- After students have had a chance to discuss in their small groups, invite students to share their ideas, and facilitate a large-group discussion about the question.

- Before ending class today, students should copy the "Question to Consider" in their religion journals and write their response in it. They should use the response they wrote earlier in class as a starting point, but may revise it based on the class discussion.

NOTES:

D. DAY FOUR

- Today students will work in their religion picture journals. Begin the lesson, after prayer, by reviewing the Big Ideas, vocabulary, and "Question to Consider." Then, as a class, outline the chapter, highlighting important points. Write the outline on the board.

- Students should now, individually, write a summary of the chapter, using the outline you have created, in their religion journals and draw an image that represents the chapter. If time permits, allow students to share their summaries in small groups or as a large group.

E. DAY FIVE

- Students should complete the chapter review page at the end of the chapter.

- When students have completed the chapter review, correct it as a class. Be sure to check for any questions students may still have.

- Activity



Bring some newspapers to class. Have the class look through the headlines and stories and find instances of suffering and evil in the news. Why is there suffering, evil, and death in a world that was created by a perfect God? Why is most of it caused by the creatures made to be children of God? This is evidence of our fallen state – Original Sin on display. Be sure to close in prayer.

Encourage students to share with their families what they learned this week.

CHAPTER 4 PREVIEW

IN BRIEF

- God placed Adam and Eve in Paradise, where they lived in friendship with God and harmony with creation. CCC 374
- Tempted by the devil, Adam and Eve disobeyed God's command. CCC 397
- Sin brought death into the world and separated people from God. CCC 400, 416
- God promised to send a Savior. CCC 410

VOCABULARY

- Paradise
- Devil
- Angels
- Original Sin
- Savior

QUESTION(S) TO CONSIDER

How are we affected by Original Sin?

Bible story connections
- Judges 2:11-13
- 2 Chronicles 29:6-7
- 1 Samuel 13:11-14

Catholic Brain Video Connections
- Adventure Catechism – What is Original Sin?

NOTES:

CHAPTER 4

THE BROKEN COVENANT

When God created Adam and Eve, He established a covenant relationship with them. They lived in friendship with God, and harmony with the rest of creation. They were made in God's image and likeness, and they and all their descendants were destined to live forever in God's presence.

We call this Paradise.

Adam and Eve lived in a garden called Eden, which God had prepared for them. God gave them the command to "be fruitful and multiply" (Genesis 1:28). This meant that Adam and Eve's family relationship with each other should bring forth children.















God desired more people to love, and He let His children participate in His creative work by bringing children into the world.

God gave Adam and Eve only one restriction, not to eat of the Tree of Knowledge of Good and Evil. Obeying God's command would allow Adam and Eve to develop the virtue of obedience. As long as they followed God's command, Adam and Eve would grow more perfect. But if they broke it, God warned, it would separate them from Him, and bring death.

The devil hates God. The devil was created as an angel. Angels are pure spirits, created by God. Their main task is to glorify God, and they serve His saving plans for other creatures.

Like us, angels have an intellect and a will, which means that they can know and love. These powers are greater in angels than in humans. Because angels have free will, they had to choose whether to love God and obey Him. The angel Lucifer refused. He would not serve God. He led other angels to rebel against God. Those angels had to leave God's presence and became demons. Lucifer is now known as Satan, the devil. He hates God, and he hates what God loves, ***especially human beings.***

Vocabulary

Angels – pure spirits created by God. Angels worship God, are His messengers, and serve as our guardians.

Devil – the evil one who wants to separate us from God. God created him to be an angel, but he rebelled against God and tempted Adam and Eve to sin.

Discussion questions

Why did Adam and Eve listen to the devil?

The devil took the form of a serpent and crept into the garden, determined to destroy Adam and Eve's covenant relationship with God. He came up to Eve and tempted her to eat the fruit from the tree that God had forbidden. He told her that the fruit of the tree would make her wise. If they ate it, she and Adam would not die; they would be like God (Genesis 3:4-5). He told her God was jealous of them and that is why He had told them not to eat of the tree.



The devil is known as the father of lies. CCC 392. He lied to Eve about God, and he lied to her about what would happen if they ate the fruit. Adam should have defended the garden and protected his wife, but he didn't. And Eve should have refused the devil's temptations, but she didn't. Adam and Eve desired the fruit, so Eve took some and gave some to Adam, and both of them ate it. Adam and Eve both chose to disobey God's command.



Sin is an offense against God. By eating of the fruit that God had forbidden, Adam and Eve broke God's command, and they preferred something apart from God. They did not trust in God's goodness and chose themselves over and against Him. CCC 397, 398. Adam and Eve rejected the harmony with God they had been created with, and the results were disastrous.







Immediately, Adam and Eve lost their innocence. They hid from each other by sewing leaves together as clothing, and when they heard God, they hid from Him (Genesis 3:7-8). As God had told them, their sin brought death into the world. Adam and Eve had separated themselves from the source of life and rejected their identities as God's children. They would have to experience death, and worse, their sin cut them off from Heaven.



Since Adam and Eve had lost these blessings through their sin, they could not pass on those blessings to their children. All people would be born with **Original Sin,** which would separate us from God and leave us weak, with a tendency to be selfish and to sin. CCC 403



God could have abandoned Adam and Eve and their descendants to the consequences of sin. But God's love and mercy are endless. Immediately, He promised a **Savior** (Genesis 3:15). This Savior would pay the price of sin and establish a new covenant. This Savior would crush the head of the serpent; He would bring men back into friendship and a family relationship with God. This Savior would be God's own Son, the Second Person of the Blessed Trinity made man, Jesus Christ.



Vocabulary

Original Sin – the sin we are born with, which came to us from our first parents, Adam and Eve

Savior – a title for Jesus because He saved us from our sin by dying for us

Discussion questions

Why is breaking a covenant so serious?

Social justice: faith in action

- Spiritual Work of Mercy – Admonish the Sinner – As a class, think of something that is wrong in your community – local, state, or national – and write a letter to your representative expressing your concern and urging action. (Note: focus on something relating to right and wrong, as our faith informs us, not a particular desire or preference of the class. For example, opposition to abortion rather than a request to build a new playground.)

DISCUSSION QUESTION:

How are we affected by Original Sin?



THE FALL OF MAN

Adapted from Genesis 3:1-8

The serpent entered the garden and came to Eve. He said, "Did God really say you could not eat from any of the trees in the garden?" Eve answered, "We may eat from any of the trees in the garden except the tree in the middle of the garden. God told us not to eat from that tree; if we eat from that tree, we will die." The serpent said, "You will not die. God is jealous; He knows that if you eat from that tree, you will be like God, and you will know good and evil."

Eve wanted to eat the fruit of the tree, so she took some and ate it. She also gave some to Adam, who was with her, and he ate it. Immediately, they realized that they were naked, so they sewed fig leaves together to cover themselves. They were ashamed, and they hid from God.

THE BROKEN COVENANT 37

ACTIVITY

Chapter 4 Review

1) Adam and Eve lived in the Garden of ___Eden___, in Paradise.

2) __Angels__ are pure spirits, with an intellect and a will.

3) The __devil___ is a fallen angel, who hates what God loves.

4) The fallen state we are born into because of Adam and Eve's sin is called _Original_ Sin.

5) After Adam and Eve sinned, God immediately promised to send a __Savior__.

6) What form did the devil take when he came into the garden to tempt Adam and Eve?
   A) A bear
   B) An angel of light
   C) A serpent
   D) A unicorn

7) What was a consequence of Adam and Eve's sin?
   A) They lost their innocence
   B) Death came into the world
   C) People were cut off from Heaven
   D) All of the above

8) Which tree were Adam and Eve forbidden to eat from?
   A) The Tree of Life
   B) The Tree of Knowledge of Good and Evil
   C) The Tree of Fruitfulness
   D) The Tree of Original Sin

9) Who is the Savior that God promised?
   A) St. Michael
   B) The pope
   C) Jesus Christ
   D) All of the above

10) True/False: We are affected by Original Sin.
   A) True
   B) False

Memory Work (Baltimore Catechism)

57. What has happened to us on account of the sin of Adam?
On account of the sin of Adam, we, his descendants, come into the world deprived of sanctifying grace and inherit his punishment, as we would have inherited his gifts had he been obedient to God.

58. What is this sin in us called?
This sin in us is called original sin.

CHAPTER 4 TAKE-HOME



This week in Religion Class . . .

Chapter title:
The Broken Covenant

PLEASE REVIEW AT HOME:

Vocabulary:
- Paradise – the Garden of Eden, where God placed Adam and Eve
- Devil – the evil one who wants to separate us from God. God created him to be an angel, but he rebelled against God and tempted Adam and Eve to sin.
- Original Sin – the sin we are born with, which came to us from our first parents, Adam and Eve

1. Who tempted Adam and Eve to disobey God's command? *The devil*
2. What did God promise to send after Adam and Eve broke their covenant with God? *A Savior*

Discussion Question:
How are we affected by Original Sin?

Activity/Family Bible Time:
Read the Fall in Genesis 3 as a family. Discuss it, focusing on what tempted Adam and Eve to sin. Consider how we are tempted by the same desires that they were. What could Adam and Eve have done differently? What can we do when we are tempted?

God thinks you are worth dying for!

OLD TESTAMENT COVENANTS

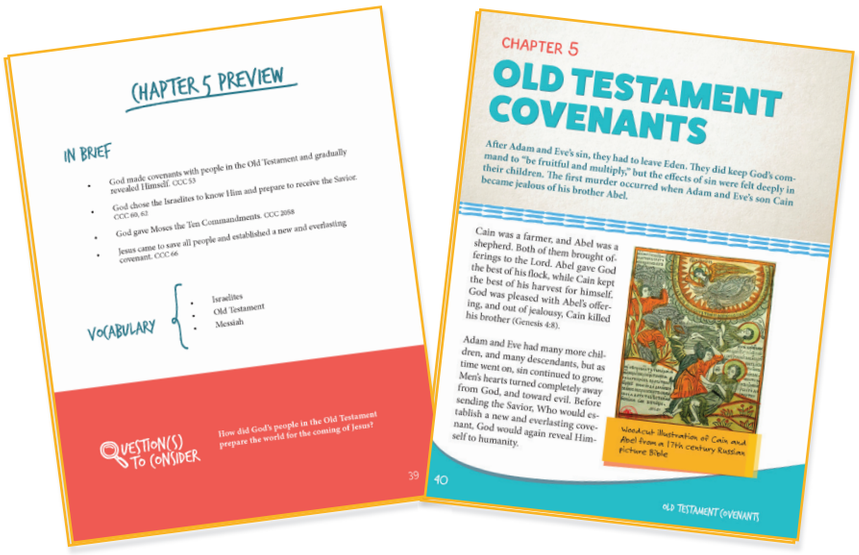

CHAPTER 5 OVERVIEW

NOTES:

1. OBJECTIVE

- Students will recognize that God made covenants with the people of Israel in the Old Testament. They will identify Old Testament covenants and understand that they were preparations for the eternal covenant established by Christ. Students will also learn how to find Scripture passages in the Bible.

2. MATERIALS

- Adventure Catechism text
- Catholic Brain website with ability to show video
- Student religion picture journals
- Bibles

3. PROCEDURE

- Open the lesson each day with prayer. You may choose the Come Holy Spirit prayer, asking the Holy Spirit to guide your lesson. Or, if you are learning a particular prayer as a class, this is an excellent time to practice and reinforce that. As the school year progresses, you may consider asking students to lead the prayer.
- **Be sure to close each day in prayer, as well, and encourage students to share with their families what they are learning.**

CHAPTER 5: 5-DAY LESSON PLAN

NOTES:

A. DAY ONE

- Introduce students to the Big Ideas for this chapter (the In Brief section of the chapter preview). Write the chapter's vocabulary words on the board.

- Read the chapter in the text as a class. Stop frequently to answer student questions and to check for comprehension. Highlight the vocabulary words when you read them, and be sure that students understand them.

- When you are finished reading the chapter, re-read the quote from the saint at the beginning of the chapter, and discuss what it means and how it relates to this week's topic.

- As you close in prayer today, begin by reading and discussing the Scripture passage in the text: Genesis 12:1-3.

B. DAY TWO

- Begin by reviewing the Big Ideas from yesterday's lesson. Allow students to share what they remember and ask any questions they may have thought of.

- Watch the Bible video "Abram's Story."

https://www.catholicbrain.com/edu/videos/990194/1/day-03---abram's-story

- After watching the video, do the quiz found on the Catholic Brain site.

C. DAY THREE

NOTES:

- Today, write the "Question to Consider" from the chapter on the board. Let students know that they should keep this question in mind as they re-read the chapter, and you will be discussing it later in the class.

- Guided Reading - Divide students into partners or small groups and have them re-read the chapter. This would be a wonderful activity to invite parent volunteers to help with, to read with the students and facilitate small group discussions.

When they finish reading, the students should discuss the "Question to Consider" in their groups, and each student should write a short answer to the question on a slip of paper or note card, which you may choose to use as an exit ticket for the class.

- After students have had a chance to discuss in their small groups, invite students to share their ideas, and facilitate a large-group discussion about the question.

- Before ending class today, students should copy the "Question to Consider" in their religion journals and write their response in it. They should use the response they wrote earlier in class as a starting point, but may revise it based on the class discussion.

D. DAY FOUR

- Today students will work in their religion picture journals. Begin the lesson, after prayer, by reviewing the Big Ideas, vocabulary, and "Question to Consider." Then, as a class, outline the chapter, highlighting important points. Write the outline on the board.

- Students should now, individually, write a summary of the chapter, using the outline you have created, in their religion journals and draw an image that represents the chapter. If time permits, allow students to share their summaries in small groups or as a large group.

NOTES:

E. DAY FIVE

- Students should complete the chapter review page at the end of the chapter.

- When students have completed the chapter review, correct it as a class. Be sure to check for any questions students may still have.

- Bible Activity



Students recently used the Bible to inspire their prayer. Today's activity will help them navigate the Old Testament and reflect on some of the Old Testament covenants as presented in the Bible. If possible, each student should have their own Bible. Go, one at a time, through the passages listed below. Help students find them in their Bibles. Then discuss them and which Old Testament covenant they relate to. Be sure to close in prayer. (Note: the final passage is the New Covenant.)

- Genesis 1:26-31
- Genesis 9:8-17
- Genesis 17:1-8
- Exodus 24:3-8
- 2 Samuel 7:8-16
- Luke 22:19-20

Encourage students to share with their families what they learned this week.

CHAPTER 5 PREVIEW

IN BRIEF

- God made covenants with people in the Old Testament and gradually revealed Himself. CCC 53
- God chose the Israelites to know Him and prepare to receive the Savior. CCC 60, 62
- God gave Moses the Ten Commandments. CCC 2058
- Jesus came to save all people and established a new and everlasting covenant. CCC 66

VOCABULARY

- Israelites
- Old Testament
- Messiah

QUESTION(S) TO CONSIDER

How did God's people in the Old Testament prepare the world for the coming of Jesus?

39

Bible story connections

- Genesis 9:8-17
- Exodus 24:1-8
- Luke 22:19-20

Catholic Brain Video Connections

- Manna and the Covenant with Moses
- Bugtime Adventures – What's A Manna with You?

Vocabulary

Old Testament – the 46 books of the Bible that tell us of God's relationship with His people before the coming of Jesus

CHAPTER 5

OLD TESTAMENT COVENANTS

After Adam and Eve's sin, they had to leave Eden. They did keep God's command to "be fruitful and multiply," but the effects of sin were felt deeply in their children. The first murder occurred when Adam and Eve's son Cain became jealous of his brother Abel.

Cain was a farmer, and Abel was a shepherd. Both of them brought offerings to the Lord. Abel gave God the best of his flock, while Cain kept the best of his harvest for himself. God was pleased with Abel's offering, and out of jealousy, Cain killed his brother (Genesis 4:8).

Adam and Eve had many more children, and many descendants, but as time went on, sin continued to grow. Men's hearts turned completely away from God, and toward evil. Before sending the Savior, Who would establish a new and everlasting covenant, God would again reveal Himself to humanity.



Woodcut illustration of Cain and Abel from a 17th century Russian picture Bible

He established covenants with people that we read about in the Old Testament, gradually communicating Himself to them. CCC 53. God made a covenant with Noah, whose family He had spared from a flood. God's covenant with **Noah** was an everlasting promise with all creatures that never again would the waters of a flood destroy all life on earth. God told Noah that his family should "be fruitful and multiply," just as He had told Adam and Eve (Genesis 9:7). They would begin the human family anew, with knowledge of God.



This painting of Noah's Ark by Pennsylvania artist Edward Hicks is on display at the Philadelphia Museum of Art, USA.



This painting of Abraham is by il Guercino, an Italian Baroque painter and draftsman whose nickname means "the squinter."

God called a man named **Abraham** to leave his home and go to a land that God promised to give him and his descendants. God made a covenant with Abraham. His descendants would know God. They would be special to God, a people chosen to worship Him rightly and to prepare the world for its Savior, Who would come from them. The descendants of Abraham are known as the **Israelites,** or the Jewish people. We read about their relationship with God in the Old Testament.

Vocabulary

Israelites – the people of Israel, who received God's revelation in the Old Testament

Vocabulary

Messiah – the Hebrew term for God's Anointed One, the Jews' expected Savior

Because Abraham trusted God and through his descendants we have received the promised Savior, we also look to him as a father in faith. God told Abraham, "In you all the nations of the earth shall be blessed" (Genesis 12:3). CCC 59

God continued to communicate Himself to the people of Israel. When they were slaves in Egypt, God called His servant **Moses** to lead them out of slavery and to the land He had promised Abraham. Moses would help them to form a nation that would know God's laws.

God spoke to Moses and showed him how to lead the people. On Mount Sinai, God gave Moses the Ten Commandments. These laws were the basis of the moral law, which taught the people right from wrong, how to love God and each other. God made a covenant with them and taught them to know and serve Him as the one true God, and to look forward to the promised Savior, Whom the Jews called, in Hebrew, the **Messiah** (in English "Anointed One," and in Greek, "Christ"). CCC 453



Later, God made a covenant with **David,** the great king. His kingdom would be a model for the Kingdom of God to come. As we learn about these covenants that God established with His people in the Old Testament, we see the people's knowledge and understanding of God growing. God was preparing to send His Savior to the world.



King David played the harp and sang psalms.

Although the Jewish people were chosen to know God and to receive the Messiah, this Savior would not come for them alone. God has always loved all people. Jesus Christ would be the perfect revelation of God because He is God. He would reveal God to the whole world and pay the price of all men's sins.

And Jesus would establish the New Covenant, which would last forever. It would fulfill the promises of all the Old Testament covenants and finally restore people to God's friendship forever.

Discussion questions

How are the covenants God made with the people of Israel in the Old Testament different from the covenant He has made with us in Christ?

Why is the Old Testament important to us as Christians?

Social justice: faith in action

- Solidarity – Learn about the plight of the Jewish people in some area of the world and consider how the class can help, perhaps by donating items or promoting a charity for their support, etc.

DISCUSSION QUESTION:

How did God's people in the Old Testament prepare the world for the coming of Jesus?



ABRAHAM'S CALL AND MIGRATION

Adapted from Genesis 12:1-3

The Lord said to Abraham, "Go from your country and your relatives and your father's house to the land I will show you. I will make of you a great nation, and I will bless you, and make your name great. I will bless those who bless you, and curse those who curse you. In you all the nations of the earth shall be blessed."

ACTIVITY

Chapter 5 Review

1) We read about the _covenants_ that God made with people in the Old Testament.

2) God told _Abraham__, "In you, all nations will be blessed."

3) Abraham's descendants are the _Israelites_, or the Jews.

4) God called __Moses___ to lead the people out of slavery in Egypt.

5) The Jewish people called the promised Savior the _Messiah__.

6) Who committed the first murder?
A) Adam
B) Cain
C) Moses
D) David

7) What did God spare Noah's family from?
A) A volcano
B) An earthquake
C) A war
D) A flood

8) Whose kingdom was a model for the Kingdom of God?
A) Herod
B) David
C) Abraham
D) Abel

9) How long will the New Covenant that Jesus established last?
A) 2,000 years
B) 5,000 years
C) Until everyone is Catholic
D) Forever

10) True/False: Jesus came only to save the Jewish people.
A) True
B) False

Memory Work (Baltimore Catechism)

95. What do we mean when we say in the Apostles' Creed that Christ descended into hell?
When we say that Christ descended into hell we mean that, after He died, the soul of Christ descended into a place or state of rest called the Bosom of Abraham, where the souls of the just were waiting for Him.

96. Why did Christ go to the Bosom of Abraham?
Christ went to the Bosom of Abraham to announce to the souls waiting there the joyful news that He had reopened Heaven to mankind.

CHAPTER 5 TAKE-HOME



This week in Religion Class . . .

Chapter title:
Old Testament Covenants

PLEASE REVIEW AT HOME:

Vocabulary:

- Israelites – the people of Israel, who received God's revelation in the Old Testament
- Old Testament – the 46 books of the Bible that tell us of God's relationship with His people before the coming of Jesus
- Messiah – the Hebrew term for God's Anointed One, the Jews' expected Savior

1. Who committed the first murder? *Cain, when he killed his brother Abel*
2. To whom did God say, "In you, all nations will be blessed"? *Abraham*
3. Who led the people of Israel out of slavery in Egypt? *Moses*

Discussion Question:
How did God's people in the Old Testament prepare the world for the coming of Jesus?

Activity:
Visit a synagogue or some other place of Jewish culture. Learn about some of the Old Testament heroes and how they are still honored by the Jewish people today.

God thinks you are worth dying for!

THE INCARNATION

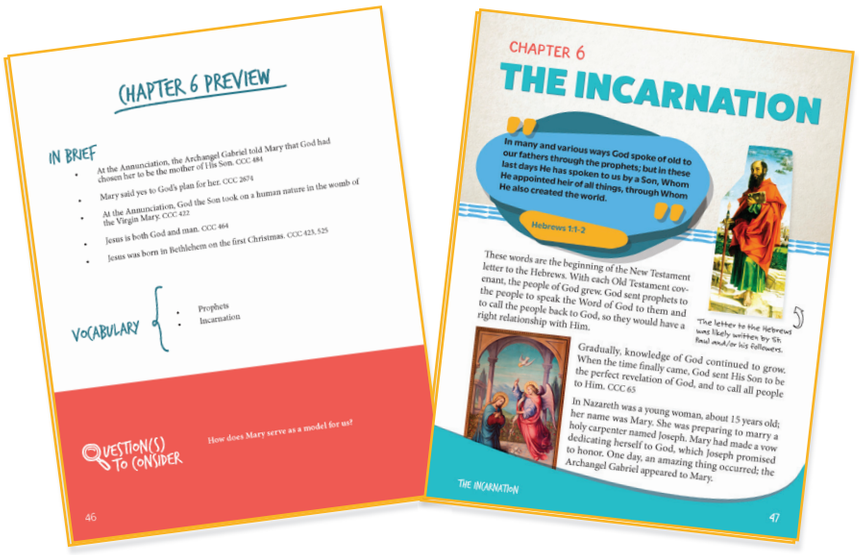

CHAPTER 6 OVERVIEW

NOTES:

1. OBJECTIVE

- Students will be able to define the Incarnation. They will know the story of the Annunciation and begin to understand Mary's role in God's plan of salvation. Students will also know and meditate on the story of the first Christmas.

2. MATERIALS

- Adventure Catechism text
- Catholic Brain website with ability to show video
- Student religion picture journals

3. PROCEDURE

- Open the lesson each day with prayer. You may choose the Come Holy Spirit prayer, asking the Holy Spirit to guide your lesson. Or, if you are learning a particular prayer as a class, this is an excellent time to practice and reinforce that. As the school year progresses, you may consider asking students to lead the prayer.
- **Be sure to close each day in prayer, as well, and encourage students to share with their families what they are learning.**

CHAPTER 6: 5-DAY LESSON PLAN

NOTES:

A. DAY ONE

- Introduce students to the Big Ideas for this chapter (the In Brief section of the chapter preview). Write the chapter's vocabulary words on the board.

- Read the chapter in the text as a class. Stop frequently to answer student questions and to check for comprehension. Highlight the vocabulary words when you read them, and be sure that students understand them.

- When you are finished reading the chapter, re-read the quote from the saint at the beginning of the chapter, and discuss what it means and how it relates to this week's topic.

- As you close in prayer today, begin by reading and discussing the Scripture passage in the text: Luke 2:1-7.

B. DAY TWO

- Begin by reviewing the Big Ideas from yesterday's lesson. Allow students to share what they remember and ask any questions they may have thought of.

- Watch the Adventure Catechism video, "What is the Incarnation?"

  https://www.catholicbrain.com/edu/videos/929054/1/lesson-13---what-is-the-incarnation?

  Ask the students a few questions to check for understanding, such as:



Jesus is completely what? ***God and Man***



Which word means God come in the flesh? ***Incarnation***

- As time allows, do some of the activities on the Catholic Brain site connected to the video, such as the Memory Match, Fill in the Blank, Word Search and other printables, or the quiz.

C. DAY THREE

NOTES:

- Today, write the "Question to Consider" from the chapter on the board. Let students know that they should keep this question in mind as they re-read the chapter, and you will be discussing it later in the class.

- Guided Reading - Divide students into partners or small groups and have them re-read the chapter. This would be a wonderful activity to invite parent volunteers to help with, to read with the students and facilitate small group discussions.

When they finish reading, the students should discuss the "Question to Consider" in their groups, and each student should write a short answer to the question on a slip of paper or note card, which you may choose to use as an exit ticket for the class.

- After students have had a chance to discuss in their small groups, invite students to share their ideas, and facilitate a large-group discussion about the question.

- Before ending class today, students should copy the "Question to Consider" in their religion journals and write their response in it. They should use the response they wrote earlier in class as a starting point, but may revise it based on the class discussion.

D. DAY FOUR

- Today students will work in their religion picture journals. Begin the lesson, after prayer, by reviewing the Big Ideas, vocabulary, and "Question to Consider." Then, as a class, outline the chapter, highlighting important points. Write the outline on the board.

- Students should now, individually, write a summary of the chapter, using the outline you have created, in their religion journals and draw an image that represents the chapter. If time permits, allow students to share their summaries in small groups or as a large group.

NOTES:

E. DAY FIVE

- Students should complete the chapter review page at the end of the chapter.

- When students have completed the chapter review, correct it as a class. Be sure to check for any questions students may still have.

- Activity



Students should read Luke 2:1-20 and imagine that they are among the shepherds visiting the stable at the first Christmas. They will write a personal reflection about what the experience was like. Another option is to have them work with a partner and write an imagined dialogue between two of the shepherds about what they experience. If there is time, they can act it out.

Be sure to close in prayer.

Encourage students to share with their families what they learned this week.

CHAPTER 6 PREVIEW

IN BRIEF

- At the Annunciation, the Archangel Gabriel told Mary that God had chosen her to be the mother of His Son. CCC 484
- Mary said yes to God's plan for her. CCC 2674
- At the Annunciation, God the Son took on a human nature in the womb of the Virgin Mary. CCC 422
- Jesus is both God and man. CCC 464
- Jesus was born in Bethlehem on the first Christmas. CCC 423, 525

VOCABULARY

- Prophets
- Incarnation

QUESTION(S) TO CONSIDER

How does Mary serve as a model for us?

46

Bible story connections

- John 1:1-5, 14
- Luke 1:26-38
- Matthew 1:18-24

Catholic Brain Video Connections

- Adventure Catechism – Who is Jesus?
- Adventure Catechism – What is the Incarnation?
- Brother Francis – The King is Born
- Lukas Storyteller – The True Meaning of Christmas

Vocabulary

Prophets – people whom God has called to spread His Word

CHAPTER 6

THE INCARNATION

In many and various ways God spoke of old to our fathers through the prophets; but in these last days He has spoken to us by a Son, Whom He appointed heir of all things, through Whom He also created the world.

Hebrews 1:1-2



The letter to the Hebrews was likely written by St. Paul and/or his followers.

These words are the beginning of the New Testament letter to the Hebrews. With each Old Testament covenant, the people of God grew. God sent prophets to the people to speak the Word of God to them and to call the people back to God, so they would have a right relationship with Him.



Gradually, knowledge of God continued to grow. When the time finally came, God sent His Son to be the perfect revelation of God, and to call all people to Him. CCC 65

In Nazareth was a young woman, about 15 years old; her name was Mary. She was preparing to marry a holy carpenter named Joseph. Mary had made a vow dedicating herself to God, which Joseph promised to honor. One day, an amazing thing occurred; the Archangel Gabriel appeared to Mary.

Hail, Full of Grace, the angel said.

CCC 490



This was a strange greeting. **To have grace within us means to have God's life within us.** We receive grace when we are baptized, but at Nazareth, Gabriel identified Mary as being "full" of God's life. Mary had been prepared by God for the task Gabriel had come to announce to her. She had been preserved, by a special gift of God, from Original Sin. From the moment of her conception in her mother's womb, Mary was kept free from the stain of sin. Throughout her entire life, *Mary never committed a sin.*

Mary was surprised by the angel's greeting. "Do not be afraid, Mary," Gabriel said. "You have found favor with God." He went on to announce to Mary that God had chosen her to be the mother of the long-awaited Savior. Mary was confused; because of her vow, she had not expected to have children.

Vocabulary

Annunciation – when the Archangel Gabriel came to Mary to announce that God had chosen her to be the mother of His Son

Immaculate Conception – the special gift that God gave to Mary, keeping her free from ever having Original Sin

Vocabulary

Incarnation – the act of God becoming man; when Jesus became human

Discussion questions

Why did God become man?

Gabriel answered her question, "The Holy Spirit will come upon you, and the power of the Most High will overshadow you; therefore, the Child to be born will be called holy, the Son of God" (Luke 1:35). Mary would become pregnant with the Son of God through the power of the Holy Spirit.



What would she say? God had sent Gabriel to Mary to announce this wonderful plan, but not to force it upon her. **Mary's response is a model for all of us:**

I am the handmaid of the Lord. Let it be done to me according to your word.

Luke 1:38

Mary had already given herself totally to God. She would say yes, ***"Let it be done to me,"*** to whatever He asked of her.

At that moment, the Son, the Second Person of the Blessed Trinity, became an unborn Child in the womb of the Virgin Mary. This is called the **Incarnation,** when God became man. God the Son took on a *human nature.* This Child is the Savior, Jesus Christ.



Jesus is fully human, but He did not stop being God when He became human. Jesus Christ, from the moment of the Incarnation, is *one* divine Person with *two* natures, human and divine. This is why He is sometimes called by the title "Emmanuel," which means "God with us" (Matthew 1:23).

Jesus was born on the first Christmas, but not in Nazareth. The Roman emperor had called for a census, for everyone to be counted. To do so, they had to return to their hometowns. Joseph was a descendant of King David, so he and Mary had to travel to Bethlehem.

The town was full of people, and there were no rooms available for Mary and Joseph. They had to take shelter in a cave, which was used as a stable for animals. It was here, in a stable, that the Baby Jesus was born and laid in a manger. Though almost no one knew it, the Savior had been born.



Nazareth is about 90 miles from Bethlehem.



stables at an open-air museum in modern-day Israel

Vocabulary

Bethlehem – the town where Jesus was born

Discussion questions

How is the historical nature of our faith important? (For example, Jesus lived in a certain place and time; events related in the Bible can be confirmed by independent historical records, archaeology, etc.)

Social justice: faith in action

- Corporal Works of Mercy – We give ourselves to Jesus to use to continue His ministry. Review the Corporal Works of Mercy and choose one as a class to perform this week.

DISCUSSION QUESTION:

How does Mary serve as a model for us?



THE BIRTH OF JESUS

Adapted from Luke 2:1-7

In those days a decree went out from Caesar Augustus that the whole world should be counted. Everyone went to be counted, each to his own city. And Joseph went from the city of Nazareth in Galilee to Bethlehem in Judea because he was of the family of David, to be counted with Mary his wife, who was expecting a Child. And while they were there, the time came for her to have the Baby. She gave birth to her firstborn Son and wrapped Him in swaddling clothes, and laid Him in a manger, because there was no room for them at the inn.



ACTIVITY

Chapter 6 Review

1) Throughout the Old Testament, God sent _prophets_ to speak His Word to His people.

2) The Archangel _Gabriel__ came to the Virgin Mary with a special message.

3) The _Incarnation_ means that God became man.

4) God the Son took on a __human___ nature.

5) Jesus was born on the first _Christmas_.

6) What did Gabriel call Mary when he greeted her?
A) Full of Grace
B) Mary of Nazareth
C) Mother of God
D) Seat of Wisdom

7) Where was Jesus born?
A) Bethlehem
B) Jerusalem
C) Rome
D) Nazareth

8) Who is Mary's husband, and the foster-father of Jesus?
A) John the Baptist
B) St. Peter
C) St. Joseph
D) Zechariah

9) Jesus has two _____: human and divine.
A) Personalities
B) Natures
C) Mothers
D) Names

10) True/False: Jesus became fully human, while remaining God.
A) True
B) False

Memory Work (Baltimore Catechism)

83. How many natures has Jesus Christ?
Jesus Christ has two natures: the nature of God and the nature of man.

85. What is meant by the Incarnation?
By the Incarnation is meant that the Son of God, retaining His divine nature, took to Himself a human nature, that is, a body and soul like ours.

86. How was the Son of God made man?
The Son of God was conceived and made man by the power of the Holy Spirit in the womb of the Blessed Virgin Mary.

CHAPTER 6 TAKE-HOME



This week in Religion Class . . .

Chapter title:
The Incarnation

PLEASE REVIEW AT HOME:

Vocabulary:
- Prophets – people whom God has called to spread His Word
- Incarnation – the act of God becoming man; when Jesus became human

1. Who announced the birth of Jesus to the Virgin Mary? *The Archangel Gabriel*
2. How did Gabriel address Mary? *Hail, Full of Grace*
3. What two natures does Jesus have? *Divine and human*

Discussion Question:
How does Mary serve as a model for us?

Activity: Family Prayer Time - Bible:
Read and discuss Luke 2:1-20 together. Talk about what it would have been like to have been one of the shepherds who received the news from the angels and then became the first people to see the Baby Jesus.

God thinks you are worth dying for!

THE LIFE OF CHRIST



CHAPTER 7 OVERVIEW

NOTES:

1. OBJECTIVE

- Students will learn about some of the important aspects of Jesus' public life. They will understand that His miracles were signs of Who He is, and they will particularly examine the Wedding Feast at Cana. Students will identify what parables are and how Jesus used them to teach.

2. MATERIALS

- Adventure Catechism text
- Catholic Brain website with ability to show video
- Student religion picture journals
- Drawing paper and materials

3. PROCEDURE

- Open the lesson each day with prayer. You may choose the Come Holy Spirit prayer, asking the Holy Spirit to guide your lesson. Or, if you are learning a particular prayer as a class, this is an excellent time to practice and reinforce that. As the school year progresses, you may consider asking students to lead the prayer.
- **Be sure to close each day in prayer, as well, and encourage students to share with their families what they are learning.**

CHAPTER 7: 5-DAY LESSON PLAN

NOTES:

A. DAY ONE

- Introduce students to the Big Ideas for this chapter (the In Brief section of the chapter preview). Write the chapter's vocabulary words on the board.

- Read the chapter in the text as a class. Stop frequently to answer student questions and to check for comprehension. Highlight the vocabulary words when you read them, and be sure that students understand them.

- When you are finished reading the chapter, re-read the quote from the saint at the beginning of the chapter, and discuss what it means and how it relates to this week's topic.

- As you close in prayer today, begin by reading and discussing the Scripture passage in the text: Luke 6:12-16.

B. DAY TWO

- Begin by reviewing the Big Ideas from yesterday's lesson. Allow students to share what they remember and ask any questions they may have thought of.

- Watch the Adventure Catechism video, "Who is Jesus?"

  https://www.catholicbrain.com/edu/videos/878544/1/lesson-02---who-is-jesus?

  Ask the students a few questions to check for understanding, such as:



Jesus is completely what? ***Human and divine (God and Man)***



What are some titles of Jesus from the video? ***Son of God, Son of Mary, Miracle Worker, Lamb of God, Our Savior, The Fountain of Life, The Living Water, The Bread of Life, A Judge, The King of Kings, The Alpha and Omega***

- As time allows, do some of the activities on the Catholic Brain site connected to the video, such as the Memory Match, Fill in the Blank, Word Search and other printables, or the quiz.

C. DAY THREE

NOTES:

- Today, write the "Question to Consider" from the chapter on the board. Let students know that they should keep this question in mind as they re-read the chapter, and you will be discussing it later in the class.

- Guided Reading - Divide students into partners or small groups and have them re-read the chapter. This would be a wonderful activity to invite parent volunteers to help with, to read with the students and facilitate small group discussions.

When they finish reading, the students should discuss the "Question to Consider" in their groups, and each student should write a short answer to the question on a slip of paper or note card, which you may choose to use as an exit ticket for the class.

- After students have had a chance to discuss in their small groups, invite students to share their ideas, and facilitate a large-group discussion about the question.

- Before ending class today, students should copy the "Question to Consider" in their religion journals and write their response in it. They should use the response they wrote earlier in class as a starting point, but may revise it based on the class discussion.

D. DAY FOUR

- Today students will work in their religion picture journals. Begin the lesson, after prayer, by reviewing the Big Ideas, vocabulary, and "Question to Consider." Then, as a class, outline the chapter, highlighting important points. Write the outline on the board.

- Students should now, individually, write a summary of the chapter, using the outline you have created, in their religion journals and draw an image that represents the chapter. If time permits, allow students to share their summaries in small groups or as a large group.

NOTES:

E. DAY FIVE

- Students should complete the chapter review page at the end of the chapter.

- When students have completed the chapter review, correct it as a class. Be sure to check for any questions students may still have.

- Activity



Allow students to share their favorite miracle of Jesus. They should draw an image of the miracle and title it. Allow them to share their work with the class. If possible, find the miracles in the Bible and read about them together. Be sure to close in prayer

Encourage students to share with their families what they learned this week.

CHAPTER 7 PREVIEW

IN BRIEF

- Jesus became fully human, while remaining God. CCC 464
- Jesus taught people about God. CCC 561
- Jesus performed miracles that demonstrated Who He is. CCC 1507
- Jesus' first public miracle was at the wedding feast at Cana, at His mother's request. CCC 2618
- Jesus told parables to the people. CCC 546
- Jesus chose twelve of His disciples to be apostles. CCC 1575

VOCABULARY

- Disciple
- Miracles
- Parables
- Apostles

QUESTION(S) TO CONSIDER

What are some things we can learn from the wedding feast at Cana?

53

Bible story connections

- John 6:1-15
- Luke 8:40-56
- Luke 10:1-12

Catholic Brain Video Connections

- Adventure Catechism – Who is Jesus?
- Brother Francis – Following in His Footsteps

Vocabulary

Disciples – followers of Jesus

CHAPTER 7

THE LIFE OF CHRIST

Jesus Christ was born in Bethlehem on the first Christmas. He came to save us from sin through His death and Resurrection. But the first 30 years of Jesus' life were actually very ordinary.

Jesus grew up in His family's home; He helped Joseph in the carpenter shop; He went to the synagogue and the Temple. To most people, Jesus would have seemed like an ordinary Jewish child and young man.



Through the Incarnation, Jesus completely participated in our human experience. CCC 470. He knows what it is like to be hungry, tired, relaxed, happy, even upset. When He was 30, Jesus began His "public ministry." He began to preach about the Kingdom of God, and call disciples to Himself. A **disciple** is someone who follows a teacher and learns from him.

Many people followed Jesus. As Jesus traveled from town to town, He taught people about God. Because Jesus is God, He could reveal God to people in a way that none of the prophets before Him could. Jesus performed **miracles,** such as healing the sick, curing diseases, multiplying food, even raising the dead. These miracles were signs for the people, to help them believe and understand Who Jesus really is.





4th century frescos found in the catacombs: Jesus healing the bleeding woman and Jesus teaching.

The first public miracle Jesus performed was at a wedding feast, at His mother's request (John 2:1-11). Mary was at a wedding in the town of Cana, and Jesus and some of His disciples were also there. Jewish wedding feasts were long celebrations; wine was an important part of the celebration. At some point during the wedding feast in Cana, the wine ran out. This would have been terribly embarrassing for the newly married couple and their family. Mary learned of the problem and came to Jesus:





Vocabulary

Miracles – wonderful things that cannot happen naturally, only by the power of God

NOTES:

Jesus' response may seem a little strange at first. He said, "Woman, what does this concern have to do with you and with Me? My hour has not yet come" (John 2:4). There are two important parts of Jesus' response to His mother for us to explore.



First, why did He call her "Woman"?



Remember when Adam and Eve first sinned. God immediately promised a Savior. When He did, *God also promised a Woman,* whom the devil would be at total war with. He would not be able to touch this promised Woman, whose Son would be the Savior.



Jesus is the Savior; by calling Mary by the title "Woman," Jesus confirmed her identity as the Woman promised by God. CCC 2618.



Then Jesus spoke of "His hour." Whenever Jesus spoke of "His hour," it referred to His saving death on the cross. In His answer to Mary at Cana, Jesus was telling her that if He performed a miracle at the wedding feast, it would be the beginning of His saving work, which would lead to the cross. Mary would experience much suffering, and Jesus was asking her to agree.



From the moment of this miracle, nothing would ever be the same in the life of Mary; her relationship with her Son would change. The two must have looked at each other for a while before Mary responded. When she spoke, it was to the servants at the feast. She said,





"Do whatever He tells you."

(John 2:5)

These are Mary's words to us, as well. Mary never seeks glory for herself; she simply wants us to follow her Son.

NOTES:

Vocabulary

Parables – stories Jesus told to teach lessons

Discussion questions

Why are Jesus' miracles important?

Why do you think Jesus spoke to the people in parables?

Jesus told the servants to fill six large stone jars with water. It must have surprised them to be told to prepare water; that wouldn't solve the problem. But even though they didn't understand, they obeyed.



When they brought the water to the headwaiter, it had turned into wine, and not only wine, but the best wine.



From that moment, Jesus' disciples began to believe in Him. **It was the first great sign, demonstrating Who He is.**



Jesus taught people with stories called **parables.** Parables are stories that Jesus told, which teach lessons. These parables teach us truths about God and His love and mercy. They also teach us about how we must behave, loving God and loving each other.

In everything He did, Jesus is the perfect model for us. Remember, He is God, but He is also man. By learning about Jesus' life, we learn the way that we should live.

Jesus became well known throughout the land of Israel. Many people followed Him. Jesus chose twelve of His disciples to be **apostles,** leaders among the people. These twelve would be the leaders of the Church that Jesus would establish. But not everyone loved Jesus.

The religious leaders at the time became very jealous of Jesus. Many of them saw Him as a challenge to their authority. Because many people thought Jesus might be the promised Messiah, some people thought He could cause problems with the Romans, who ruled Israel. A group of people began plotting to get rid of Jesus, once and for all.



stained-glass window of Jesus and all 12 apostles

Jesus among the Pharisees

Both these paintings are by Catholic artist James Tissot and are on display at the Brooklyn Museum in New York, USA.



Vocabulary

Apostles – the twelve men that Jesus chose to be the first leaders of His Church

Social justice: faith in action

- Corporal Work of Mercy – Give Drink to the Thirsty – Jesus provided for the thirsty. Learn about a charity that provides clean drinking water in third world countries, promote it, and collect money for it.

DISCUSSION QUESTION:

What are some things we can learn from the wedding feast at Cana?



THE MISSION OF THE TWELVE

Adapted from Luke 6:12-16

Jesus went into the hills to pray, and He spent the night in prayer to God. When it was day, He called His disciples, and chose twelve of them to be apostles: Simon, whom He named Peter, and his brother Andrew, James, John, Philip, Bartholomew, Matthew, Thomas, James the son of Alphaeus, Simon who was called a Zealot, Jude the son of James, and Judas Iscariot, who became a traitor.

ACTIVITY

Chapter 7 Review

1) Jesus had many _disciples_, who learned from Him.

2) Jesus' _miracles_ were signs of Who He is.

3) Jesus chose twelve _apostles_ to be leaders among the people.

4) Jesus often spoke to the people using _parables_.

5) Jesus performed His first public miracle at the request of ___Mary___.

6) Which is not a miracle that Jesus performed?
A) Healing the sick
B) Multiplying food
C) Turning stones into gold
D) Raising the dead

7) At the wedding feast in Cana, what did Jesus change water into?
A) Wine
B) Ice
C) Milk
D) Soda

8) What did Jesus call Mary when she told Him that there was no more wine?
A) Mother
B) Mary
C) Daughter
D) Woman

9) Jesus often spoke of His death on the cross as His _____.
A) Pain
B) Fear
C) Challenge
D) Hour

10) Why did some of the religious leaders turn against Jesus?
A) They thought He was the Messiah
B) They liked the Romans
C) They didn't like wine
D) They were jealous of Him

Memory Work (Baltimore Catechism)

89C. What work did Jesus Christ perform in the course of His public ministry?
In the course of His public ministry Jesus Christ gave us an example of great virtue, preached the message of salvation, proved the truth of His message through miracles and prophecies, and established the Church with its sacrifice and sacraments for the salvation of men until the end of time.

CHAPTER 7 TAKE-HOME


CHAPTER 7

THE LIFE OF CHRIST

Jesus Christ was born in Bethlehem on the first Christmas. He came to save us from sin through His death and Resurrection. But the first 30 years of Jesus' life were actually very ordinary.

Jesus grew up in His family's home; He helped Joseph in the carpenter shop; He went to the synagogue and the Temple. To most people, Jesus would have seemed like an ordinary Jewish child and young man.

Through the Incarnation, Jesus completely participated in our human experience. CCC 470 He knows what it is like to be hungry, tired, relaxed, happy, even upset. When He was 30, Jesus began His "public ministry." He began to preach about the Kingdom of God, and call disciples to Himself. A **disciple** is someone who follows a teacher and learns from him.

54

THE LIFE OF CHRIST

This week in Religion Class . . .

Chapter title:
The Life of Christ

PLEASE REVIEW AT HOME:

Vocabulary:
- Disciples – followers of Jesus
- Miracles – wonderful things that cannot happen naturally, only by the power of God
- Parables – stories Jesus told to teach lessons
- Apostles – the twelve men that Jesus chose to be the first leaders of His Church

1. At whose request did Jesus perform His first public miracle? *Mary's*
2. What did Mary tell the servants at Cana? *"Do whatever He tells you."*
3. Who are the first leaders Jesus chose for His Church? *The apostles*

Discussion Question:
What are some things we can learn from the wedding feast at Cana?

Activity: Family Prayer Time - Bible:
Read some of the Gospels together each night this week, especially the Gospels of Matthew and Luke. Focus particularly on the miracles and parables of Jesus.

God thinks you are worth dying for!

THE STATIONS OF THE CROSS

Catholics prayerfully meditate on fourteen stops, or stations, as Jesus carried His cross to His Crucifixion. We use each of these stations to stop and think about Jesus and how much He suffered and died for us.

These stations are usually found along the walls of a church, or they can also be found displayed on an outside path. Traditionally, Catholics in Jerusalem would walk the stations just as Jesus did, stopping at each event and meditating on Jesus' suffering; however, the Stations of the Cross can be prayed anywhere and at any time.

Now let us together follow Jesus along His Way of the Cross, stopping to pray and reflect on the events that are happening to Jesus at each station.



Station 1 - Jesus is Condemned to Death

- Jesus, You were perfectly innocent, yet the people yelled, "Crucify Him, Crucify Him!"
- Pilate wanted favor with Caesar and peace with the people, so he condemned You to death.
- Jesus, help me always want to please God, even if it does not please other people.

Station 2 - Jesus Takes His Cross

- Jesus, the heavy cross was placed on Your shoulders.
- You reached out and embraced it, as wounded and tired as You were, because You love us.
- Jesus, help me to embrace the crosses in my life and never deny Your will, even if it involves suffering.

Station 3 - Jesus Falls the First Time

- Jesus, the cross was heavy, and You fell from its weight.
- Our sins are so heavy that You fell carrying their burden. But You rose because You love us.
- Jesus, help me to keep Your Commandments, and if I ever fall into sin, help me to get up again.

Station 4 - Jesus Meets His Mother

- Jesus, how it hurt You to see Your mother suffering so much.
- Her love supported You on Your painful journey.
- Mary, pray for me to be sorry for my sins and to avoid sin in the future.

Station 5 - Simon Helps Jesus to Carry His Cross

- Jesus, Your body was giving out, but You kept going out of love.
- You accepted the help of Simon to carry Your cross.
- Jesus, help me to be willing to carry the crosses that come in my life.

Station 6 - Veronica Wipes the Face of Jesus

- Veronica stepped out from the crowd to wipe the disfigured face of Jesus.
- Jesus, You left Your image on her veil.
- Jesus, help me to step out in love to help others, and leave Your image on my heart.

Station 7 - Jesus Falls the Second Time

- Loving Jesus, under the weight of the cross You fell again.
- The soldiers gave You no time to rest, but forced You back to Your feet.
- Jesus, give me the strength to always stand up and follow You.

THE STATIONS OF THE CROSS

Station 8 - Jesus Meets the Women of Jerusalem

- Jesus, these women were crying as they saw You carry Your cross.
- But even in Your pain, You comforted them.
- Jesus, help me to have true sorrow for my sins and to repent with all my heart.

Station 9 - Jesus Falls the Third Time

- Jesus, You were exhausted by the time You reached the hill of Calvary.
- The weight of our sins brought You to the ground again, yet still You got up.
- Jesus, help me always to find strength in You.

Station 10 - Jesus is Stripped of His Clothes

- Jesus, You were stripped of Your garments, opening Your wounds again.
- You will die with no possessions, not even Your clothing.
- Jesus, help me be willing to let go of anything I must, to follow You.

Station 11 - Jesus is Nailed to the Cross

- Jesus, Your hands and feet were cruelly nailed to the cross.
- You suffered patiently, and You suffered for me.
- Jesus, help me be patient when I suffer.

Station 12 - Jesus Dies on the Cross

- Jesus, the Son of God, died on a cross, so that we could live.
- His Heart was pierced with a lance.
- Jesus, call me to enter Your Sacred Heart.

Station 13 - Jesus is Taken Down From the Cross

- Jesus hung on the cross suffering for three long hours.
- His body was finally taken down and placed in the arms of His mother.
- Jesus, help me to love Mary and trust her, as You do.

Station 14 - Jesus is Laid in the Tomb

- Jesus, You were laid in the tomb, which was sealed with a stone.
- But the tomb could not hold You, as You rose from the dead.
- Jesus, help me to remember that You have defeated death, and You call me to live forever.

Amen.

THE PASCHAL MYSTERY



CHAPTER 8 OVERVIEW

NOTES:

1. OBJECTIVE

- Students will be able to define the Paschal Mystery. They will understand how Jesus saved us through His Crucifixion, and recognize the importance of His Resurrection. Students will also pray the Stations of the Cross.

2. MATERIALS

- Adventure Catechism text
- Catholic Brain website with ability to show video
- Student religion picture journals
- Stations of the Cross meditations (included)

3. PROCEDURE

- Open the lesson each day with prayer. You may choose the Come Holy Spirit prayer, asking the Holy Spirit to guide your lesson. Or, if you are learning a particular prayer as a class, this is an excellent time to practice and reinforce that. As the school year progresses, you may consider asking students to lead the prayer.
- **Be sure to close each day in prayer, as well, and encourage students to share with their families what they are learning.**

CHAPTER 8: 5-DAY LESSON PLAN

NOTES:

A. DAY ONE

- Introduce students to the Big Ideas for this chapter (the In Brief section of the chapter preview). Write the chapter's vocabulary words on the board.

- Read the chapter in the text as a class. Stop frequently to answer student questions and to check for comprehension. Highlight the vocabulary words when you read them, and be sure that students understand them.

- When you are finished reading the chapter, re-read the quote from the saint at the beginning of the chapter, and discuss what it means and how it relates to this week's topic.

- As you close in prayer today, begin by reading and discussing the Scripture passage in the text: Matthew 28:1-10.

B. DAY TWO

- Begin by reviewing the Big Ideas from yesterday's lesson. Allow students to share what they remember and ask any questions they may have thought of.

- Watch the Adventure Catechism video, "What is Redemption?"

  https://www.catholicbrain.com/edu/videos/929034/1/lesson-12---what-is-redemption?

Ask the students a few questions to check for understanding, such as:


Who is our Redeemer? ***Jesus***


How did Jesus redeem us? ***He died to save us.***


Why is Jesus the Lamb of God? ***He was sacrificed for our sins.***



What did Jesus do on the third day from His Crucifixion? ***He resurrected from the dead.***

NOTES:

- As time allows, do some of the activities on the Catholic Brain site connected to the video, such as the Memory Match, Fill in the Blank, Word Search and other printables, or the quiz.

C. DAY THREE

- Today, write the "Question to Consider" from the chapter on the board. Let students know that they should keep this question in mind as they re-read the chapter, and you will be discussing it later in the class.

- Guided Reading - Divide students into partners or small groups and have them re-read the chapter. This would be a wonderful activity to invite parent volunteers to help with, to read with the students and facilitate small group discussions.

When they finish reading, the students should discuss the "Question to Consider" in their groups, and each student should write a short answer to the question on a slip of paper or note card, which you may choose to use as an exit ticket for the class.

- After students have had a chance to discuss in their small groups, invite students to share their ideas, and facilitate a large-group discussion about the question.

- Before ending class today, students should copy the "Question to Consider" in their religion journals and write their response in it. They should use the response they wrote earlier in class as a starting point, but may revise it based on the class discussion.

NOTES:

D. DAY FOUR

- Today students will work in their religion picture journals. Begin the lesson, after prayer, by reviewing the Big Ideas, vocabulary, and "Question to Consider." Then, as a class, outline the chapter, highlighting important points. Write the outline on the board.

- Students should now, individually, write a summary of the chapter, using the outline you have created, in their religion journals and draw an image that represents the chapter. If time permits, allow students to share their summaries in small groups or as a large group.

E. DAY FIVE

- Students should complete the chapter review page at the end of the chapter.

- When students have completed the chapter review, correct it as a class. Be sure to check for any questions students may still have.

- Prayer Activity



The Stations of the Cross – Go over the 14 Stations of the Cross with the class. If you have access to a church, take the class there and go through each of the Stations of the Cross, explaining them to the kids. There is good information about the Stations of the Cross on Catholic Brain at: **https://www.catholicbrain.com/edu-lesson/27204/1/stations-of-the-cross**

It is important that students have the opportunity to experience praying the Stations of the Cross. Find a version of the Stations that is age appropriate for your students. The parish may have pamphlets with prayers and meditations, or you can find your favorite version online, or use the one attached to this lesson. If you don't have access to a church, you may want to go out and find a place you can prayerfully meditate on the Stations.

Encourage students to share with their families what they learned this week.

CHAPTER 8 PREVIEW

IN BRIEF

- Jesus was sentenced to die by crucifixion. CCC 615
- Jesus chose to offer His life as a sacrifice for sin. CCC 606
- Jesus paid the price of sin and opened Heaven to us. CCC 410
- Jesus rose from the dead on Easter Sunday. CCC 639
- One day we will rise from the dead. CCC 655

VOCABULARY

- Crucifixion
- Resurrection
- Easter
- Paschal Mystery

QUESTION(S) TO CONSIDER

What can we learn from Jesus' death and Resurrection?

62

Bible story connections

- Luke 23
- Luke 24:1-12
- Luke 24:50-53
- Romans 5:6-11

Catholic Brain Video Connections

- Adventure Catechism – What is Redemption?
- Brother Francis – He is Risen

NOTES:

CHAPTER 8

THE PASCHAL MYSTERY

Every human being except one was born to live; one was born to die.

–Venerable Archbishop Fulton J. Sheen



Jesus did so many wonderful things during His life on earth. He showed God's love to the poor, the sick, sinners, even tax collectors. But nothing shows us God's love more than His Crucifixion. Jesus came to save us from sin, and open Heaven to us, so we can be with Him, happy forever, in Heaven.

God became a man so He could die for us.

Venerable Archbishop Fulton J. Sheen

On the night of the first **Holy Thursday,** Jesus was praying in the Garden of Gethsemane. Suddenly, a group of soldiers appeared, led by Judas, one of the twelve apostles, who had betrayed Jesus. They arrested Jesus and led Him to the high priest. Before the Jewish leaders, Jesus was accused of blasphemy for claiming to be the Messiah and the Son of God.

They determined that Jesus should die, but they did not have the authority to execute anyone since Israel was under the power of Rome at the time. They led Jesus before Pontius Pilate, the Roman governor. In front of Pilate, they accused Jesus of treason against Rome, for claiming to be the King of the Jews. Pilate knew that Jesus was innocent, and that He had only been arrested because of their jealousy. But he was afraid that a riot might break out, so he had Jesus brutally whipped and sentenced Him to die by **crucifixion.**

Crucifixion was a terrible way to die. The condemned man was nailed, hands and feet, to a cross and left hanging there until he finally suffocated. Jesus carried His heavy cross from the city to the hill of Calvary, where He was crucified.

Garden of Gethsemane





Pontius Pilate sentenced Jesus to die by crucifixion on Mount Calvary.



Vocabulary

Holy Thursday – the day before Jesus was crucified. Jesus celebrated the Last Supper on Holy Thursday and gave us the Eucharist.

Crucifixion – nailing a person to a cross and leaving him there until he dies. Jesus died for us by crucifixion.

Vocabulary

Good Friday – the day on which Jesus died for us

Discussion questions

How can we show gratitude to Jesus for what He suffered for us?

For three hours, Jesus hung on the cross. It appeared as if Jesus had been defeated. But Jesus had chosen to give up His life.

Jesus had told His disciples, "I am the good shepherd. A good shepherd lays down His life for His sheep. No one takes My life from Me, but I lay it down on My own. I have the power to lay it down, and I have the power to take it up again. This command I have received from My Father" (John 10:11, 18).

Jesus came to pay the price of sin, to offer His life as a perfect sacrifice for our sins. God knows each of us and wants us to be with Him. Jesus died for you; ***God thinks that you are worth dying for.***

After Jesus died on the cross, His Body was taken down and laid in a tomb, which was a cave with a large stone rolled in front of the opening. This was **Good Friday.** Since the next day was Saturday, a holy day for the Jews, Jesus was buried quickly, and the people returned to their homes.

Jesus' enemies thought they had defeated Him, but they could not have been more wrong.



This 1868 "Stabat Mater" was painted by Gabriel Wüger, a Benedictine monk who worked hard to revive sacred art and formed a Catholic community of artists with his friends.

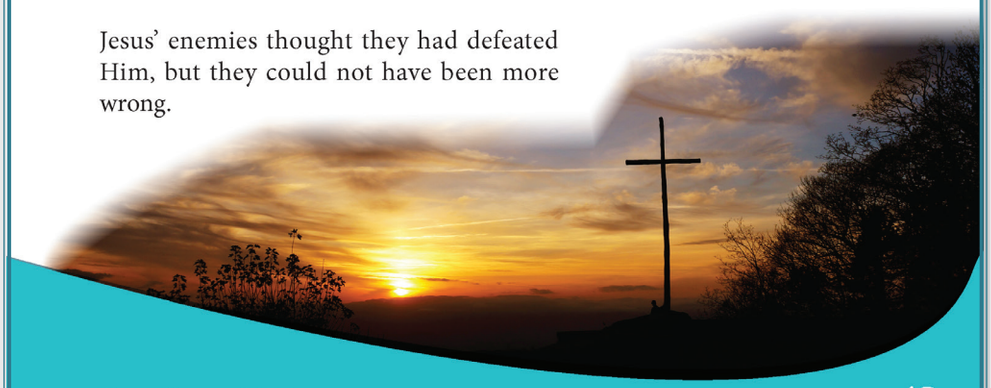

On Sunday morning, Mary Magdalene and some other women came to the tomb of Jesus so they could anoint His Body with spices. They wondered who would move the heavy stone at the front of the tomb for them. But when they arrived, they found the stone moved, and Jesus' Body gone!



He is Risen!

An angel announced to the women that Jesus had risen, and shortly after, Jesus appeared to Mary Magdalene, alive! Jesus had risen from the dead, and by His **Resurrection,** He had defeated death forever. Jesus is called the "first fruits" of those who have died (1 Corinthians 15:20). One day, we all will rise from the dead, and those who love God will be glorified and live forever with Him, body and soul, in Heaven. CCC 1026

This was the first **Easter Sunday,** the beginning of a new creation, with the promise of everlasting life. This is why Sunday is the Lord's Day, and we come together at Mass every Sunday to celebrate the Paschal Mystery. CCC 2174

Vocabulary

Resurrection – when Jesus rose from the dead on the first Easter Sunday

Easter – the celebration of Jesus rising from the dead three days after He was crucified

Discussion questions

Why is the Resurrection of Jesus important?

Vocabulary

Paschal Mystery – the suffering, death, Resurrection, and Ascension of Jesus



The Paschal Mystery

The **Paschal Mystery** refers to Jesus' suffering, death, Resurrection, and Ascension to Heaven. Through His death, Jesus paid the price of sin; in His Resurrection, He defeated death and leads us to everlasting life.

Jesus makes us sons and daughters of God. There is no greater act of love. We must always remember how much God loves us, more than anyone else ever could, and we must give Him all our love.



DISCUSSION QUESTION:

What can we learn from Jesus' death and Resurrection?



THE RESURRECTION OF JESUS

Adapted from Matthew 28:1-10

Early in the morning, on the first day of the week, Mary Magdalene and some other women went to the tomb of Jesus. There was a great earthquake, and an angel came and rolled the stone away from the opening of the tomb. He sat on it, and appeared like lightning, whiter than snow. The soldiers guarding the tomb were terrified and couldn't move. But when the women arrived, the angel said to them, "Do not be afraid. I know you are looking for Jesus, Who was crucified. He is not here; He has risen from the dead. Come and see; then, go and tell His disciples."

The women ran from the tomb with fear and great joy, to tell the disciples, and Jesus appeared to them on the way. He greeted them, and they bowed down and worshiped Him. Jesus said, "Do not be afraid. Go tell My brothers to go to Galilee, and they will see Me there."

Social justice: faith in action

• Spiritual Work of Mercy – Pray for the Living and the Dead – The Paschal Mystery is the mystery of our salvation. Invite other classes in the school to join you in a prayer service for deceased members and loved ones of the community.

Memory Work (Baltimore Catechism)

94. What do we learn from the sufferings and death of Christ?
From the sufferings and death of Christ we learn God's love for man and the evil of sin, for which God, who is all-just, demands such great satisfaction.

99. Why did Christ rise from the dead?
Christ rose from the dead to show that He is true God and to teach us that we, too, shall rise from the dead.

ACTIVITY

Chapter 8 Review

1) Jesus was sentenced to die by _crucifixion_.

2) Jesus died on _Good Friday_.

3) Jesus rose from the dead on _Easter Sunday_.

4) Jesus' rising from the dead is called His _Resurrection_.

5) Jesus' suffering, death, Resurrection, and Ascension is the _Paschal Mystery_.

6) Which apostle betrayed Jesus and led people to the garden to arrest Him?
A) John
B) Judas
C) Thomas
D) Andrew

7) Who sentenced Jesus to death?
A) Julius Caesar
B) King Herod
C) Pontius Pilate
D) Caesar Augustus

8) What did Jesus do on the third day after His Crucifixion?
A) Got buried
B) Went to Heaven
C) Disappeared
D) Rose from the dead

9) To whom did Jesus first appear on Easter Sunday?
A) Pontius Pilate
B) St. Peter
C) The Jewish high priest
D) Mary Magdalene

10) True/False: One day we will rise from the dead.
A) True
B) False

CHAPTER 8 TAKE-HOME



This week in Religion Class . . .

Chapter title:
The Paschal Mystery

PLEASE REVIEW AT HOME:

Vocabulary:

- Crucifixion – nailing a person to a cross and leaving him there until he dies; Jesus died for us by crucifixion.
- Resurrection – when Jesus rose from the dead on the first Easter Sunday
- Paschal Mystery – the suffering, death, Resurrection, and Ascension of Jesus

1. Which apostle betrayed Jesus and led soldiers to arrest Him? *Judas*
2. What Roman governor sentenced Jesus to death? *Pontius Pilate*
3. On what holiday do we celebrate Jesus' Resurrection? *Easter*

Discussion Question:
What can we learn from Jesus' death and Resurrection?

Activity/Family Prayer Time:
Pray the Stations of the Cross as a family, preferably on Friday, at your parish, if possible. For suggestions or help praying them, go to: **https://www.usccb.org/prayer-worship/prayers-devotions/stations**

God thinks you are worth dying for!

LECTIO DIVINA

NOTES:

LECTIO ("reading"):
Read the passage attentively, reverently, slowly. You might read the passage several times or linger on one particular phrase or even one word. If one word, phrase, or image catches your attention, or seems to speak to you, spend some time with it; don't rush through it. Take that word, phrase, or image to the second step, meditation.

MEDITATIO ("meditation"):
Meditation is an act of the mind. Ponder what was read. Consider the part that particularly caught your attention or seemed to speak directly to you. Why did that word, phrase, or image strike you? What might God be trying to say? Is He comforting you, challenging you, answering a question you have?

ORATIO ("prayer"):
This is the prayer of the heart. It is a unique and personal response to the experience of encountering God in His Word. After spending some time considering what the Word of God is saying to you, talk to God about it.

CONTEMPLATIO ("contemplation"):
Finally, listen. You have spoken to God, now quietly give Him your attention and open yourself to His response. We cannot create contemplation by ourselves; it is a gift from God. We focus on the Lord and listen, allowing Him to speak to our souls. "Contemplative prayer is nothing else than a close sharing between friends; it means taking time frequently to be alone with Him Who we know loves us." (St. Teresa of Avila)

PENTECOST AND THE HOLY SPIRIT



CHAPTER 9 OVERVIEW

NOTES:

1. OBJECTIVE

- Students will recognize what happened on the first Pentecost, and the lasting presence of the Holy Spirit with the Church. They will learn how to pray with the Bible using Lectio Divina. They will understand the importance of the Spirit's role in the Church and in their lives.

2. MATERIALS

- Adventure Catechism text
- Catholic Brain website with ability to show video
- Student religion picture journals
- Lectio Divina sheets
- Bibles

3. PROCEDURE

- Open the lesson each day with prayer. You may choose the Come Holy Spirit prayer, asking the Holy Spirit to guide your lesson. Or, if you are learning a particular prayer as a class, this is an excellent time to practice and reinforce that. As the school year progresses, you may consider asking students to lead the prayer.
- **Be sure to close each day in prayer, as well, and encourage students to share with their families what they are learning.**

CHAPTER 9: 5-DAY LESSON PLAN

NOTES:

A. DAY ONE

- Introduce students to the Big Ideas for this chapter (the In Brief section of the chapter preview). Write the chapter's vocabulary words on the board.

- Read the chapter in the text as a class. Stop frequently to answer student questions and to check for comprehension. Highlight the vocabulary words when you read them, and be sure that students understand them.

- When you are finished reading the chapter, re-read the quote from the saint at the beginning of the chapter, and discuss what it means and how it relates to this week's topic.

- As you close in prayer today, begin by reading and discussing the Scripture passage in the text: Acts 2:1-12.

B. DAY TWO

- Begin by reviewing the Big Ideas from yesterday's lesson. Allow students to share what they remember and ask any questions they may have thought of.

- Watch the first 16 minutes of "The Messengers" on Catholic Brain:

https://www.catholicbrain.com/edu/videos/6462/1/the-messengers

Ask the students a few questions to check for understanding, such as:



Who was the first apostle to be martyred? ***James***



Who came to the apostles as they waited in Jerusalem, as Jesus had told them? ***The Holy Spirit***

NOTES:

What miracle happened when the apostles started speaking about Jesus, after receiving the Holy Spirit? ***Different people all heard the apostles speaking in their own languages.***

How many people became Christian on the day of Pentecost? ***About 3,000***

- As time allows, do some of the activities on the Catholic Brain site connected to the video, such as the Memory Match, Fill in the Blank, Word Search and other printables, or the quiz.

C. DAY THREE

- Today, write the "Question to Consider" from the chapter on the board. Let students know that they should keep this question in mind as they re-read the chapter, and you will be discussing it later in the class.

- Guided Reading - Divide students into partners or small groups and have them re-read the chapter. This would be a wonderful activity to invite parent volunteers to help with, to read with the students and facilitate small group discussions.

When they finish reading, the students should discuss the "Question to Consider" in their groups, and each student should write a short answer to the question on a slip of paper or note card, which you may choose to use as an exit ticket for the class.

- After students have had a chance to discuss in their small groups, invite students to share their ideas, and facilitate a large-group discussion about the question.

- Before ending class today, students should copy the "Question to Consider" in their religion journals and write their response in it. They should use the response they wrote earlier in class as a starting point, but may revise it based on the class discussion.

NOTES:

D. DAY FOUR

- Today students will work in their religion picture journals. Begin the lesson, after prayer, by reviewing the Big Ideas, vocabulary, and "Question to Consider." Then, as a class, outline the chapter, highlighting important points. Write the outline on the board.

- Students should now, individually, write a summary of the chapter, using the outline you have created, in their religion journals and draw an image that represents the chapter. If time permits, allow students to share their summaries in small groups or as a large group.

E. DAY FIVE

- Students should complete the chapter review page at the end of the chapter.

- When students have completed the chapter review, correct it as a class. Be sure to check for any questions students may still have.

- Prayer Activity



Lectio Divina - Today's prayer activity is similar to the one done with Lesson 3, only with a little more structure. Students are going to pray, using the Bible and an ancient technique called Lectio Divina. Look over the attached sheet describing Lectio Divina, and use it to teach the method to the students. Use the Scripture passage for Pentecost: Acts 2:1-12. If possible, do this activity in a church. If you are in the classroom, some soft Gregorian chant in the background, with the lights turned down may help. Ideally, each student should have their own Bible to re-read the passage as necessary.

One easy way to think of the four steps of Lectio Divina is:
1) Read
2) Meditate
3) Pray
4) Listen

Encourage students to share with their families what they learned this week.

CHAPTER 9 PREVIEW

IN BRIEF

- Forty days after His Resurrection, Jesus ascended to Heaven. CCC 659
- Jesus told the apostles to make disciples of the whole world. CCC 858
- Jesus will come again. CCC 682
- On Pentecost, the apostles were filled with the Holy Spirit. CCC 729
- The Holy Spirit came to the Church at Pentecost and will remain with the Church forever. CCC 729, 731
- The Holy Spirit can guide us and help us be holy. CCC 736

VOCABULARY

- Ascension
- Pentecost

QUESTION(S) TO CONSIDER

Why do we often consider Pentecost to be the birthday of the Catholic Church?

70

Bible story connections

- Matthew 3:11
- Mark 13:9-11
- John 14:15-17

Catholic Brain Video Connections

- Adventure Catechism – What is the Holy Spirit?
- Descent of the Holy Spirit

CHAPTER 9

PENTECOST AND THE HOLY SPIRIT

> **Divine love first takes its origin from the Holy Spirit, Who is the Love in Person of the Father and the Son in the bosom of the Most Holy Trinity.**
>
> **– Venerable Pope Pius XII**



Venerable Pope Pius XII

For forty days after His Resurrection, the risen Lord remained on earth. He spent much of that time with the apostles, preparing them for the mission they would receive. Jesus had chosen the apostles to serve as the leaders of the Catholic Church. Shortly before Jesus returned to Heaven, He gave the apostles this mission: "Go, and make disciples of all nations, baptizing them in the Name of the Father, and of the Son, and of the Holy Spirit, teaching them to observe all that I have commanded you; and I will be with you always, to the end of time" (Matthew 28:19-20).

Jesus told the apostles to preach the Good News and baptize people throughout the entire world. Shortly after, **Jesus ascended to Heaven.** He rose off the ground in front of the apostles and returned to Heaven.

As the apostles stood there, staring at the sky, two angels appeared to them and asked them, "Why do you stand there, looking to Heaven? This Jesus, Who was taken up from you, will return in the same way that you saw Him going to Heaven" (Acts 1:11).

Jesus had already promised that He would return one day. At the end of this world, Jesus will return, riding the clouds as a glorious King, surrounded by angels, to judge the world and bring all His people to Heaven. CCC 682.



Jesus' Ascension into Heaven





This will be the resurrection of the dead when all will rise. All people will stand before the judgment seat of Christ. The consequences of every action, good and bad, will be revealed, and the secrets of every person's heart will be made known.

Vocabulary

Ascension – Jesus' return to Heaven 40 days after He rose from the dead

Second Coming – Jesus' glorious return at the end of time

Vocabulary

Holy Spirit – one of the Persons of the Trinity, God, Who comes to us and guides the Church

Pentecost – fifty days after Easter, when the apostles received the Holy Spirit

God desires all people to be saved. Jesus, the Son of God, died for all, and He told the apostles to make disciples of all nations. It was their job to gather people for Jesus, to welcome Him on that glorious day and reign with Him forever in Heaven. How would the apostles accomplish the task that Jesus had given them? It seemed impossible. They would not have to do it on their own. Before His **Ascension**, Jesus told the apostles to return to Jerusalem and wait there for help that would be sent from Heaven.



Fifty days after Easter, on the first **Pentecost,** the apostles received that help. The place where they were, suddenly became filled with what seemed like a powerful wind. Then *tongues of fire came down upon each of the apostles,* and they were filled with the Holy Spirit. With power from the Spirit, they came out of the room and began to speak to the people about God. Three thousand people were baptized that day. The work of the Catholic Church had begun. This is why Pentecost is often called the birthday of the Church.



Jesus called the apostles to something they could not accomplish on their own. But He'd never meant for them to do it on their own. Jesus had promised the Holy Spirit to His Church. The Spirit came to the Church on Pentecost, and He has never left.



***Until the end of time,* the Holy Spirit will remain with the Catholic Church, guiding it, purifying it, and helping it to grow.**

Remember that the Holy Spirit is God; He is the Third Person of the Blessed Trinity. The Holy Trinity was fully revealed on the day of Pentecost. CCC 732. The Holy Spirit lives in the Church, and He lives in each individual member of the Church.



When you were baptized, you began to share in God's own life. That means the Holy Spirit came to you, and the Blessed Trinity lives in you. St. Paul says in Scripture, "Do you not know that your body is a temple of the Holy Spirit, which you have from God?" (1 Corinthians 6:19).

Discussion questions

Why is it so important that the Holy Spirit has remained with the Church since Pentecost?

Discussion questions

How can we be prepared for Jesus' return?





The Holy Spirit can guide us and help us to be holy. Whenever we are struggling to make a good decision, or resist a temptation, or even to pray, we can call on the Holy Spirit and ask for His help.



God has given us His Spirit; He shares His life with us. And the promise that Jesus made to the apostles applies to us as well: "I will be with you always."







PENTECOST AND THE HOLY SPIRIT 75

DISCUSSION QUESTION:

Why do we often consider Pentecost to be the birthday of the Catholic Church?



THE COMING OF THE SPIRIT

Adapted from Acts 2:1-12

When it was time for Pentecost, the apostles were all together in one place. Suddenly a sound like rushing wind filled the house where they were. And tongues of fire appeared and came to rest above each of them, and they were filled with the Holy Spirit. At the time, there were Jews in Jerusalem from all over the world, and they spoke many different languages. When the apostles began to speak about Jesus, all the people could understand them in their own language. They were amazed and said, "How is this possible?" About 3,000 people became Catholic that day.

Social justice: faith in action

- Evangelization Challenge – Share something with someone (not your parents) that you have recently learned about God. Pray to the Holy Spirit first, asking for help to share your faith well.

Memory Work (Baltimore Catechism)

105. Who is the Holy Spirit?
The Holy Spirit is God and the third Person of the Blessed Trinity.

108. What does the Holy Spirit do for the salvation of mankind?
The Holy Spirit dwells in the Church as the source of its life and sanctifies souls through the gift of grace.

139. How is the Church enabled to lead men to salvation?
The Church is enabled to lead men to salvation by the indwelling of the Holy Spirit, Who gives it life.

ACTIVITY

Chapter 9 Review

1) The _Ascension_ occurred 40 days after Easter.

2) The _apostles_ were the first leaders of the Catholic Church.

3) __Jesus___ will return, as a glorious King.

4) The apostles were filled with the _Holy Spirit_ on Pentecost.

5) _Pentecost_ is sometimes called the birthday of the Church.

6) Jesus said that He would be with the Church until when?
A) The Church became sinful
B) The last apostle died
C) The year 2030
D) The end of time

7) What help from Heaven did Jesus promise the apostles?
A) Angels
B) The Holy Spirit
C) More apostles
D) Immortality

8) How many days after Easter was Pentecost?
A) Forty days
B) Fifty days
C) Two weeks
D) Five years

9) When did the Holy Spirit come to live in you?
A) When you made your First Holy Communion
B) When you were born
C) When you were baptized
D) Never

10) True/False: When Jesus returns, He will be hard to recognize.
A) True
B) False

CHAPTER 9 TAKE-HOME



This week in Religion Class . . .

Chapter title:
Pentecost and the Holy Spirit

PLEASE REVIEW AT HOME:

Vocabulary:
- Ascension – Jesus' return to Heaven 40 days after He rose from the dead
- Pentecost – 50 days after Easter, when the apostles received the Holy Spirit

1. How many days after His Resurrection did Jesus ascend to Heaven? *40 days*
2. What did the apostles receive on Pentecost? *The Holy Spirit*
3. How long will the Holy Spirit remain with the Church? *Until the end of time*

Discussion Question:
Why do we often consider Pentecost to be the birthday of the Catholic Church?

Activity/Family Prayer Time:
Pray a novena to the Holy Spirit. As a family, pray to the Holy Spirit for nine days, asking for an increase in His gifts. You can use any Catholic prayer to the Spirit, including the "Come Holy Spirit" prayer, likely learned at school.

God thinks you are worth dying for!

CHAPTER 10 OVERVIEW

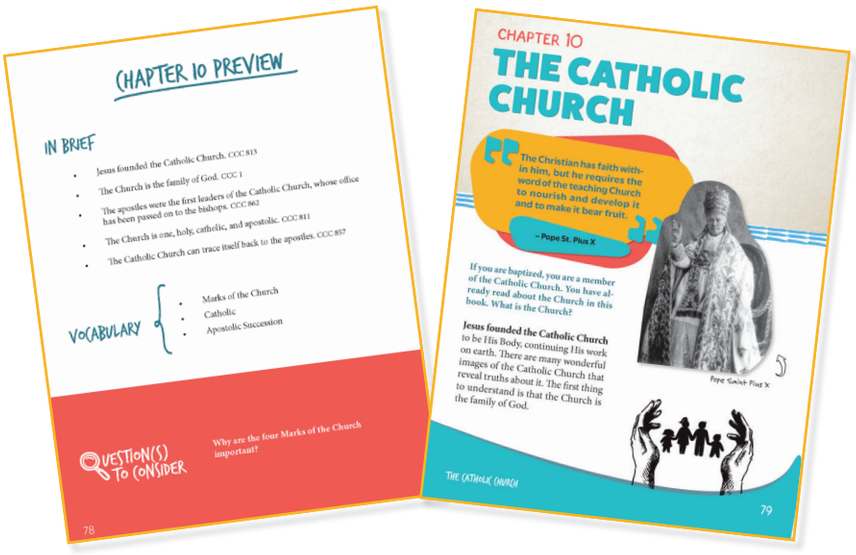

NOTES:

1. OBJECTIVE

- Students will recognize that Jesus established the Catholic Church, which they became a part of when they were baptized. They will identify and be able to explain the four Marks of the Church, and understand many important characteristics of the Catholic Church.

2. MATERIALS

- Adventure Catechism text
- Catholic Brain website with ability to show video
- Student religion picture journals
- Poster board or large paper
- Drawing materials

3. PROCEDURE

- Open the lesson each day with prayer. You may choose the Come Holy Spirit prayer, asking the Holy Spirit to guide your lesson. Or, if you are learning a particular prayer as a class, this is an excellent time to practice and reinforce that. As the school year progresses, you may consider asking students to lead the prayer.
- **Be sure to close each day in prayer, as well, and encourage students to share with their families what they are learning.**

CHAPTER 10: 5-DAY LESSON PLAN

A. DAY ONE

NOTES:

- Introduce students to the Big Ideas for this chapter (the In Brief section of the chapter preview). Write the chapter's vocabulary words on the board.

- Read the chapter in the text as a class. Stop frequently to answer student questions and to check for comprehension. Highlight the vocabulary words when you read them, and be sure that students understand them.

- When you are finished reading the chapter, re-read the quote from the saint at the beginning of the chapter, and discuss what it means and how it relates to this week's topic.

- As you close in prayer today, begin by reading and discussing the Scripture passage in the text: Matthew 16:13-19.

B. DAY TWO

- Begin by reviewing the Big Ideas from yesterday's lesson. Allow students to share what they remember and ask any questions they may have thought of.

- Watch the Adventure Catechism video, "What is the Catholic Church?"

https://www.catholicbrain.com/edu/videos/887644/1/lesson-05---what-is-the-catholic-church?

Ask the students a few questions to check for understanding, such as:



What does Catholic Church mean? ***A universal community of the faithful***



Who founded the Catholic Church? ***Jesus***

NOTES:



Whom did the apostles receive, that helped them spread the Catholic faith? ***The Holy Spirit***

- As time allows, do some of the activities on the Catholic Brain site connected to the video, such as the Memory Match, Fill in the Blank, Word Search and other printables, or the quiz.

C. DAY THREE

- Today, write the "Question to Consider" from the chapter on the board. Let students know that they should keep this question in mind as they re-read the chapter, and you will be discussing it later in the class.

- Guided Reading - Divide students into partners or small groups and have them re-read the chapter. This would be a wonderful activity to invite parent volunteers to help with, to read with the students and facilitate small group discussions.

When they finish reading, the students should discuss the "Question to Consider" in their groups, and each student should write a short answer to the question on a slip of paper or note card, which you may choose to use as an exit ticket for the class.

- After students have had a chance to discuss in their small groups, invite students to share their ideas, and facilitate a large-group discussion about the question.

- Before ending class today, students should copy the "Question to Consider" in their religion journals and write their response in it. They should use the response they wrote earlier in class as a starting point, but may revise it based on the class discussion.

NOTES:

D. DAY FOUR

- Today students will work in their religion picture journals. Begin the lesson, after prayer, by reviewing the Big Ideas, vocabulary, and "Question to Consider." Then, as a class, outline the chapter, highlighting important points. Write the outline on the board.

- Students should now, individually, write a summary of the chapter, using the outline you have created, in their religion journals and draw an image that represents the chapter. If time permits, allow students to share their summaries in small groups or as a large group.

E. DAY FIVE

- Students should complete the chapter review page at the end of the chapter.

- When students have completed the chapter review, correct it as a class. Be sure to check for any questions students may still have.

- Activity



Divide the class into four groups. Assign each of the groups one of the four Marks of the Church: One, Holy, Catholic, Apostolic. Working together, each group will create a poster demonstrating how their Mark describes and identifies Jesus' Church. When they are finished, they will present their poster to the class and explain their Mark of the Church. Correct any errors or fill in any gaps as the students present. Be sure to close in prayer.

Encourage students to share with their families what they learned this week.

Bible story connections
- Matthew 18:15-18
- Matthew 28:16-20

Catholic Brain Video Connections
- Adventure Catechism – What is the Catholic Church?
- Pope St. Pius X

CHAPTER 10 PREVIEW

IN BRIEF

- Jesus founded the Catholic Church. CCC 813
- The Church is the family of God. CCC 1
- The apostles were the first leaders of the Catholic Church, whose office has been passed on to the bishops. CCC 862
- The Church is one, holy, catholic, and apostolic. CCC 811
- The Catholic Church can trace itself back to the apostles. CCC 857

VOCABULARY

- Marks of the Church
- Catholic
- Apostolic Succession

QUESTION(S) TO CONSIDER

Why are the four Marks of the Church important?

78

CHAPTER 10

THE CATHOLIC CHURCH

> The Christian has faith within him, but he requires the word of the teaching Church to nourish and develop it and to make it bear fruit.
>
> – Pope St. Pius X



Pope Saint Pius X

If you are baptized, you are a member of the Catholic Church. You have already read about the Church in this book. What is the Church?

Jesus founded the Catholic Church to be His Body, continuing His work on earth. There are many wonderful images of the Catholic Church that reveal truths about it. The first thing to understand is that the Church is the family of God.



NOTES:

NOTES:

You were created to be a son or daughter of God. When you were baptized, and God came to live in you, you became His son or daughter. You were born into the family of God; you became a member of the Catholic Church.





God calls us to have a personal relationship with Him, but we do not love God in isolation. CCC 166. We are part of a family. We come together as a family on Sunday to worship God in holy Mass. We have received the faith from others, most notably our parents, and we must share it with others.

The Church is **Trinitarian** by nature. God is our **Father;** He planned the Catholic Church *from the beginning of creation,* and through the people of Israel in the Old Testament, He prepared the human race for it. The Church was founded by **Jesus** and is guided by the **Holy Spirit.** God always sustains His Church.

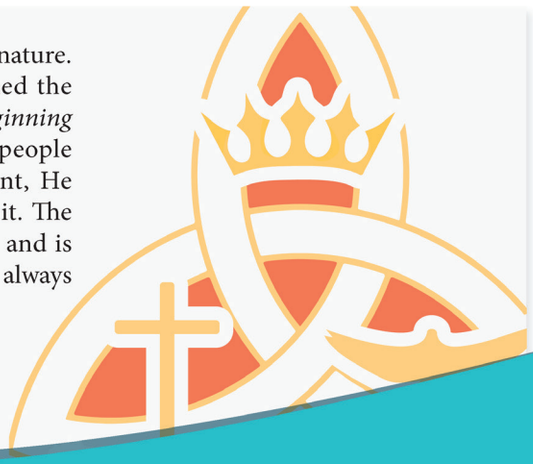



Fresco in the Sistine Chapel at the Vatican in Rome: Jesus handing keys (symbol of power) to St. Peter

The Church is also **hierarchical.** This is a fancy word that describes the way the Church is organized. The apostles were chosen by Jesus as leaders of His Church, and today every bishop fulfills the role of the apostles.

When Jesus sent the apostles, He was also sending their successors, the bishops. Jesus' mandate extends to them. Just as St. Peter was the head of the apostles, the pope is the head of the bishops. Jesus, of course, is always the true Head of the Church.





The mission that Jesus gave to the apostles has been accomplished, by the fact that the Church exists all throughout the world.

Of course, the mission also continues since there are people in this world who do not know and love Jesus. **The Church is the "universal sacrament of salvation,"** which means that the Church is the instrument that God uses to bring salvation to the world, and the sign of God's saving work in the world.

The missionary mandate to spread the Good News received from Christ extends to the entire world. All people are called to be part of the people of God, through faith and Baptism.

NOTES:

Vocabulary

Marks of the Church – four characteristics of Christ's Church: one, holy, catholic, apostolic

The Catholic Church exists in every country, but each parish in the entire world is united in the one Catholic Church. We are all part of God's one family.





The Four Marks of the Catholic Church

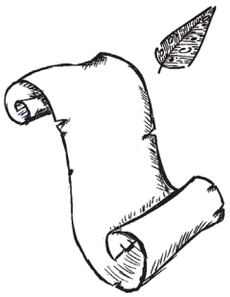

There are four marks that distinguish the Catholic Church, so it can always be identified. We declare these four **Marks of the Church** every time we recite the Nicene Creed at Mass. We say that we "believe in *one, holy, catholic, and apostolic* Church."





The Church is one.

The Church is one because it is united under one Head, with one faith. It comes from the one true God. We are united to all Catholics throughout the world, and for all time. We share the same faith, the same sacraments, and the same worship. The Church acknowledges one Lord, forms one Body, receives one Spirit, and is directed to one hope.

Some of the great treasures we have are the writings of the very early Church. We even have records from the Catholics that lived in the first and second centuries. When we read these writings, we can see that we share their faith. They believed what we believe.



This painting found on a ceiling in the Roman catacombs is one of the oldest artworks of Jesus as the Good Shepherd, made around 300 AD.







NOTES:

Discussion questions

Why is it so important to share our faith with others?

The Church is holy.

The Church is holy because it was founded by God Himself. God is the Church's Author; Jesus Christ gave Himself up to make her holy; and the Holy Spirit gives her life. And because the Holy Spirit remains with the Church forever, it provides us with everything we need to be holy. Jesus spoke often of the Kingdom of God. The Kingdom of God exists perfectly in Heaven, but the Catholic Church is the Kingdom of God on earth. We are a pilgrim Church, on a journey to Heaven. We are not perfect, but the perfect God is always present to His Church; He never leaves us alone.

The Church is catholic.

The word **catholic** means "universal." The Church is catholic because it is for all people. There are no requirements that limit the Church's membership. God wants all people to come to Him, and we see all people as our brothers and sisters. The Church is also catholic because it provides everything we need for salvation.



The Church is apostolic.

Finally, the Church is apostolic because it can trace itself directly to the apostles. CCC 857. The faith and sacraments that Jesus gave to the apostles have been handed down through the centuries to us. Jesus gave the apostles incredible powers to act in His place, when they preach the Gospel and administer the sacraments, for example. The authority that Jesus gave to the apostles has been passed down to the bishops of the Catholic Church, who have the power to ordain new men to the priesthood.

Jesus gave the apostles incredible gifts. The apostles passed these gifts on to other men, and they have been continually handed down over the past two thousand years, like a giant extension cord of divine power, directly connected to the apostles, and ultimately, to Jesus Himself. This incredible gift is called **Apostolic Succession.**



Vocabulary

Apostolic Succession – the unbroken line of authority handed on from the apostles through the bishops

Discussion questions

Why is Apostolic Succession so important?

Social justice: faith in action

- Solidarity – Learn about the plight of Christians somewhere else in the world and support them with your prayers. If you find a way to materially support them as well, that is wonderful.

DISCUSSION QUESTION:

Why are the four Marks of the Church important?



PETER'S CONFESSION ABOUT JESUS

Adapted from Matthew 16:13-19

When Jesus went into the region of Caesarea Philippi, He asked His disciples, "Who do people say that the Son of Man is?" They replied, "Some say John the Baptist, others Elijah, still others say Jeremiah or one of the prophets." Jesus said, "But Who do you say that I am?" Simon Peter answered, "You are the Christ, the Son of the living God."

Jesus said to him in reply, "You are blessed, Simon son of Jonah. No person has taught you this, but My heavenly Father has revealed it. So, I tell you, you are Peter, and on this rock, I will build My Church, and the powers of death will never defeat it. I will give you the keys to the Kingdom of Heaven. What you declare on earth will be declared in Heaven."

ACTIVITY

Chapter 10 Review

1) __Jesus___ founded the Catholic Church.

2) There are four __marks___ of the Church that help us identify it.

3) The word _catholic_ means "universal".

4) The ___pope___ is the head of the bishops.

5) All the gifts that Jesus left His Church have been passed on to us from the apostles through _Apostolic Succession_.

6) Who were the first leaders of the Catholic Church, whose role has been passed on to the bishops?
A) The apostles
B) Abraham and Moses
C) Mary and Joseph
D) The Pharisees

7) Who was the first pope?
A) St. John
B) St. Peter
C) St. Andrew
D) Jesus

8) Which is not a Mark of the Church?
A) Two
B) Holy
C) Catholic
D) Apostolic

9) We are a pilgrim Church, on a journey to _____.
A) Heaven
B) Israel
C) Disneyland
D) Nowhere

10) True/False: The Catholic Church is for everyone.
A) True
B) False

Memory Work (Baltimore Catechism)

136. What is the Church?
The Church is the congregation of all baptized persons united in the same true faith, the same sacrifice, and the same sacraments, under the authority of the Sovereign Pontiff and the bishops in communion with him.

145. To whom did Christ give the power to teach, to sanctify, and to rule the members of His Church?
Christ gave the power to teach, to sanctify, and to rule the members of His Church to the apostles, the first bishops of the Church.

146. Did Christ intend that this power should be exercised by the apostles alone?
No, Christ intended that this power should be exercised also by their successors, the bishops of the Church.

CHAPTER 10 TAKE-HOME



This week in Religion Class . . .

Chapter title:
The Catholic Church

PLEASE REVIEW AT HOME:

Vocabulary:

- Marks of the Church – four characteristics of Christ's Church: one, holy, catholic, apostolic
- Apostolic Succession – the unbroken line of authority handed on from the apostles through the bishops

1. What are the four Marks of the Church? *One, holy, catholic, apostolic*
2. What does the word "catholic" mean? *Universal*
3. Who founded the Catholic Church? *Jesus*

Discussion Question:
Why are the four Marks of the Church important?

Activity:
As a family, learn about some ministry at your parish. Consider getting involved in that ministry, or at least attending one of their events.

God thinks you are worth dying for!

THE COMMUNION OF SAINTS

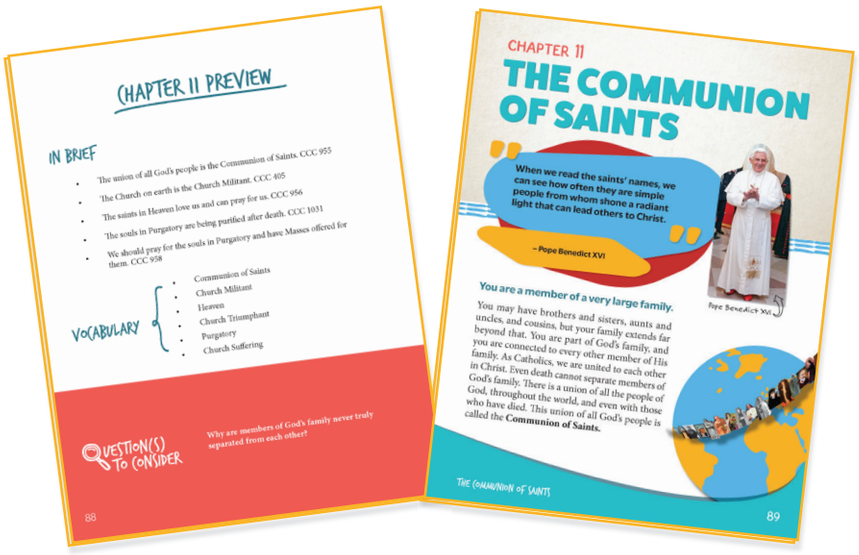

CHAPTER 11 OVERVIEW

NOTES:

1. OBJECTIVE

- Students will be able to define the Communion of Saints. They will demonstrate an understanding of the difference between the Church Militant, the Church Suffering, and the Church Triumphant. Students will recognize that the saints in Heaven pray for us, and that we are called to pray for each other and for the souls in Purgatory.

2. MATERIALS

- Adventure Catechism text
- Catholic Brain website with ability to show video
- Student religion picture journals
- Poster board or large paper
- Drawing materials

3. PROCEDURE

- Open the lesson each day with prayer. You may choose the Come Holy Spirit prayer, asking the Holy Spirit to guide your lesson. Or, if you are learning a particular prayer as a class, this is an excellent time to practice and reinforce that. As the school year progresses, you may consider asking students to lead the prayer.
- **Be sure to close each day in prayer, as well, and encourage students to share with their families what they are learning.**

CHAPTER 11: 5-DAY LESSON PLAN

NOTES:

A. DAY ONE

- Introduce students to the Big Ideas for this chapter (the In Brief section of the chapter preview). Write the chapter's vocabulary words on the board.

- Read the chapter in the text as a class. Stop frequently to answer student questions and to check for comprehension. Highlight the vocabulary words when you read them, and be sure that students understand them.

- When you are finished reading the chapter, re-read the quote from the saint at the beginning of the chapter, and discuss what it means and how it relates to this week's topic.

- As you close in prayer today, begin by reading and discussing the Scripture passage in the text: Revelation 7:9-10.

B. DAY TWO

- Begin by reviewing the Big Ideas from yesterday's lesson. Allow students to share what they remember and ask any questions they may have thought of.

- Watch the Adventure Catechism video, "What is the Communion of Saints?"
https://www.catholicbrain.com/edu/videos/1055354/1/lesson-36---what-is-the-communion-of-saints?

Ask the students a few questions to check for understanding, such as:



Who make up the cloud of witnesses spoken about in the Book of Hebrews? ***The saints***



Where can the Communion of Saints be found? ***On earth, in Purgatory, and in Heaven***



True/False: The saints in Heaven pray for us. ***True***

NOTES:

- As time allows, do some of the activities on the Catholic Brain site connected to the video, such as the Memory Match, Fill in the Blank, Word Search and other printables, or the quiz.

C. DAY THREE

- Today, write the "Question to Consider" from the chapter on the board. Let students know that they should keep this question in mind as they re-read the chapter, and you will be discussing it later in the class.

- Guided Reading - Divide students into partners or small groups and have them re-read the chapter. This would be a wonderful activity to invite parent volunteers to help with, to read with the students and facilitate small group discussions.

When they finish reading, the students should discuss the "Question to Consider" in their groups, and each student should write a short answer to the question on a slip of paper or note card, which you may choose to use as an exit ticket for the class.

- After students have had a chance to discuss in their small groups, invite students to share their ideas, and facilitate a large-group discussion about the question.

- Before ending class today, students should copy the "Question to Consider" in their religion journals and write their response in it. They should use the response they wrote earlier in class as a starting point, but may revise it based on the class discussion.

NOTES:

D. DAY FOUR

- Today students will work in their religion picture journals. Begin the lesson, after prayer, by reviewing the Big Ideas, vocabulary, and "Question to Consider." Then, as a class, outline the chapter, highlighting important points. Write the outline on the board.

- Students should now, individually, write a summary of the chapter, using the outline you have created, in their religion journals and draw an image that represents the chapter. If time permits, allow students to share their summaries in small groups or as a large group.

E. DAY FIVE

- Students should complete the chapter review page at the end of the chapter.

- When students have completed the chapter review, correct it as a class. Be sure to check for any questions students may still have.

- Activity



Last week the students made posters about the four Marks of the Church. This week, they will do the same about the Communion of Saints. Specifically, each group will make a poster about either the Church Militant, the Church Suffering, or the Church Triumphant. Although they will present and explain their posters in class, encourage them to make the posters as self-explanatory as possible, as they will probably be useful for bulletin boards to display in areas where other classes will see and benefit from them.

Close in prayer and encourage students to share with their families what they learned this week.

CHAPTER 11 PREVIEW

IN BRIEF

- The union of all God's people is the Communion of Saints. CCC 955
- The Church on earth is the Church Militant. CCC 405
- The saints in Heaven love us and can pray for us. CCC 956
- The souls in Purgatory are being purified after death. CCC 1031
- We should pray for the souls in Purgatory and have Masses offered for them. CCC 958

VOCABULARY

- Communion of Saints
- Church Militant
- Heaven
- Church Triumphant
- Purgatory
- Church Suffering

QUESTION(S) TO CONSIDER

Why are members of God's family never truly separated from each other?

88

Bible story connections

- Wisdom 3:1-10
- Matthew 22:23-33
- Revelation 8:1-4

Catholic Brain Video Connections

- Adventure Catechism – What is the Communion of Saints?

Vocabulary

Communion of Saints – the union of all God's people, in Heaven, on earth, and in Purgatory

CHAPTER 11

THE COMMUNION OF SAINTS

> When we read the saints' names, we can see how often they are simple people from whom shone a radiant light that can lead others to Christ.
>
> – Pope Benedict XVI



Pope Benedict XVI

You are a member of a very large family.

You may have brothers and sisters, aunts and uncles, and cousins, but your family extends far beyond that. You are part of God's family, and you are connected to every other member of His family. As Catholics, we are united to each other in Christ. Even death cannot separate members of God's family. There is a union of all the people of God, throughout the world, and even with those who have died. This union of all God's people is called the **Communion of Saints.**





Painting of St. Joan of Arc at the Siege of Orleans

The Church Militant

The Church on earth is called the **Church Militant.** The word militant is related to military. This is because we on earth are in a battle. There is a battle raging between good and evil. Often, we can see it, but even when we can't, the spiritual battle is always going on, and we are in the middle of it.



As a Catholic, you are called to know and love God. You must obey Him, worship Him, and serve Him, so that you can be with Him forever in **Heaven.** Just as the devil tried to destroy Adam and Eve and separate them from God, he wants to do the same to you.





Vocabulary

Church Militant – the Church on earth, engaged in battle against evil

Vocabulary

Church Triumphant – the Church in Heaven, which has already won the victory over sin and evil

Heaven – being with God forever in perfect happiness after we die



We do not need to be afraid, however. Jesus has conquered the devil, and as long as we are close to Him, we are safe. To stay close to Jesus we must pray, go to Mass, and resist sin.

It is a daily battle. And we are also called to lead others to Jesus. We must love what God loves, and God does not love anything more than He loves people. We are children of the same Father, and we must help others to love God, too.

The Church Triumphant

The Church does not exist only on earth. The Church also exists in **Heaven.** The Church in Heaven is called the **Church Triumphant.**

Triumphant means victorious, and the saints in Heaven have already won the battle that we are fighting.

Everyone in Heaven is a saint.



God desires all people to live with Him in perfect love and eternal happiness in Heaven. CCC 616.

That means ***you have been made to be a saint.***

The Church has canonized some saints, like St. Joseph, St. Thérèse, etc. Through miracles and other proofs, God has shown us with certainly that these people are in Heaven. They have been set up as examples for us because we are fighting the battle that they have already won.



painting of St. John's Revelation of the Communion of Saints



This photo of St. Thérèse belonged to Celine, one of her older sisters.



the incorrupt body of Saint Catherine Labouré

Vocabulary

Saints – members of the family of God who have died and are in Heaven

Discussion questions

Discuss some of your favorite saints.



It is important to learn about the saints because their lives can inspire us and teach us how to love God and each other. Because death does not separate members of God's family, we can have a relationship with the saints. The Bible tells us that we are surrounded by "a great cloud of witnesses" (Hebrews 12:1), and Jesus said that there is great rejoicing in Heaven when a sinner comes back to God (Luke 15:7).

The saints love us, and they can pray for us. Just as you can ask a friend on earth to pray for you, you can ask your friends in Heaven to pray for you, too.









THE COMMUNION OF SAINTS 93

The Church Suffering

Some people die in God's friendship but are not yet prepared for Heaven. These are people who love God, but they have not yet been purified of the stains of sin. Heaven is perfect; nothing impure can enter (Revelation 21:27). What about these people? These people are part of the Church Suffering, in **Purgatory.**

Those in Purgatory are being purified after death. *Everyone in Purgatory will enter Heaven,* but they must undergo purification first. The Church in Purgatory is called the **Church Suffering** because, unlike Heaven, there is suffering in Purgatory. Just as on earth, suffering continues to be something that purifies us. We can pray for the souls in Purgatory; we can have Masses offered for them.

God has given us the great privilege to be able to help people with our prayers. God does not need our prayers, but as a Father, He gives us the great privilege of participating in His love for others through our prayers.

The Mass, of course, is the highest form of prayer and worship, and we can offer our participation at Mass as a prayer for others.



Vocabulary

Church Suffering – the Church in Purgatory, being purified through suffering

Purgatory – the final purification after death of those who die in God's friendship but are not yet prepared to enter Heaven

Discussion questions

How can we continue to show love to our loved ones even after they die?

How do Christians see death differently than non-Christians do?

We can even request the priest offer holy Mass for our intentions, for the spiritual and temporal goods of our family and friends, and for our deceased loved ones, for a remission of the temporal punishment of their sins if they are being purified in Purgatory. It is a wonderful way to continue to love those who have died, by praying for them and having Masses offered for them. Our prayers can help them, and when they are in Heaven, they will surely pray for us.



The Communion of Saints is a beautiful reality. It reminds us that we are never truly separated from each other, and that we are part of a larger family than we probably ever could have dreamed.



DISCUSSION QUESTION:

Why are members of God's family never truly separated from each other?



TRIUMPH OF THE ELECT

Adapted from Revelation 7:9-10

I had a vision of a great many people, more than anyone could count, from every nation and race of people, standing before the throne and before the Lamb. They were wearing white robes, and they had palm branches in their hands. They cried out with a loud voice, "Salvation belongs to our God, Who sits upon the throne, and to the Lamb!"

Social justice: faith in action

- Spiritual Work of Mercy – Pray for the Living and the Dead – As a class, have Masses said for deceased loved ones. Request prayer intentions for deceased loved ones from other classes that you can include in your class's intercessory prayer.

Memory Work (Baltimore Catechism)

170. What is meant by "the communion of saints" in the Apostles' Creed?
By "the communion of saints" is meant the union of the faithful on earth, the blessed in Heaven, and the souls in Purgatory, with Christ as their Head.

171. Through the communion of saints, what can the blessed in Heaven do for the souls in Purgatory and the faithful on earth?
Through the communion of saints, the blessed in Heaven can help the souls in Purgatory and the faithful on earth by praying for them.

ACTIVITY

Chapter 11 Review

1) The Church on earth is called the Church _Militant_.

2) The Church in __Heaven__ is the Church Triumphant.

3) The Church in _Purgatory_ is called the Church Suffering.

4) Even __death___ cannot truly separate the members of God's family.

5) The union of all God's people is called the Communion of __Saints__.

6) Who is part of the Church Triumphant?
A) Catholics that are living on earth now
B) Only canonized saints
C) People who have had visions of saints
D) Everyone in Heaven

7) What do the saints in Heaven do for us?
A) Love us
B) Inspire us by their lives
C) Pray for us
D) All of the above

8) Where are people purified after death, to prepare them for Heaven?
A) Junior Heaven
B) Hell
C) Purgatory
D) Rome

9) What can we do to help the souls in Purgatory?
A) Bribe God
B) Pray and have Masses offered for them
C) Teach them about God
D) Nothing

10) True/False: The Church Militant is engaged in a battle.
A) True
B) False

CHAPTER 11 TAKE-HOME



This week in Religion Class . . .

Chapter title:
The Communion of Saints

PLEASE REVIEW AT HOME:

Vocabulary:

- Communion of Saints – the union of all God's people, in Heaven, on earth, and in Purgatory
- Heaven – being with God forever in perfect happiness after we die
- Purgatory – the final purification after death of those who die in God's friendship but are not yet prepared to enter Heaven

1. What is the Church on Earth called? *The Church Militant*
2. What is the Church in Heaven called? *The Church Triumphant*
3. What is the Church in Purgatory called? *The Church Suffering*

Discussion Question:
Why are members of God's family never truly separated from each other?

Activity:
As a family, learn about your patron saints (those who share your name or on whose feast day you were born, or whom you have taken as Confirmation saints). Use a book of saints or a good Catholic website to learn about them together.

God thinks you are worth dying for!

MARY, OUR MOTHER

CHAPTER 12 OVERVIEW

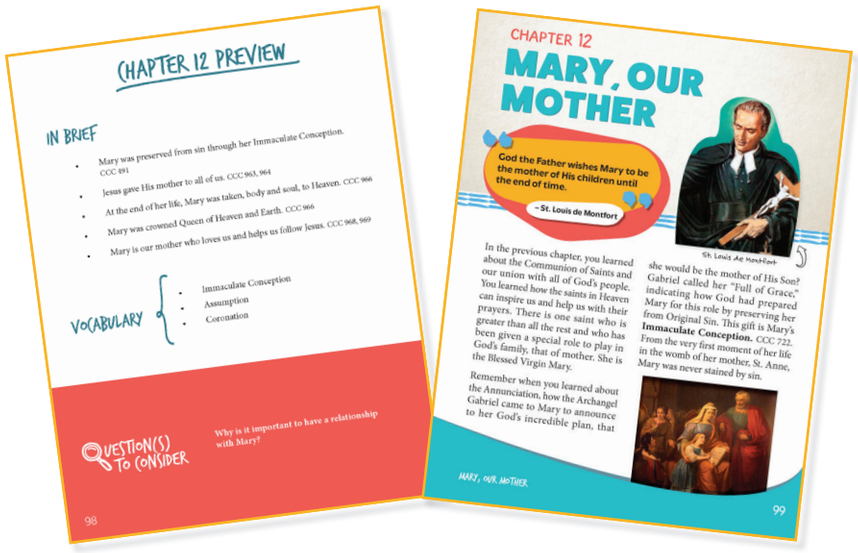

NOTES:

1. OBJECTIVE

- Students will recognize that Jesus gave Mary to us as our mother. They will be able to define and explain Mary's Assumption and her Immaculate Conception. Students will understand the importance of devotion to Mary and will pray the Rosary.

2. MATERIALS

- Adventure Catechism text
- Catholic Brain website with ability to show video
- Student religion picture journals
- Copies of the USCCB guide on how to pray the Rosary
- On Friday, each student should have a rosary, if possible

3. PROCEDURE

- Open the lesson each day with prayer. You may choose the Come Holy Spirit prayer, asking the Holy Spirit to guide your lesson. Or, if you are learning a particular prayer as a class, this is an excellent time to practice and reinforce that. As the school year progresses, you may consider asking students to lead the prayer.
- **Be sure to close each day in prayer, as well, and encourage students to share with their families what they are learning.**

CHAPTER 12: 5-DAY LESSON PLAN

A. DAY ONE

NOTES:

- Introduce students to the Big Ideas for this chapter (the In Brief section of the chapter preview). Write the chapter's vocabulary words on the board.

- Read the chapter in the text as a class. Stop frequently to answer student questions and to check for comprehension. Highlight the vocabulary words when you read them, and be sure that students understand them.

- When you are finished reading the chapter, re-read the quote from the saint at the beginning of the chapter, and discuss what it means and how it relates to this week's topic.

- As you close in prayer today, begin by reading and discussing the Scripture passage in the text: Luke 1:26-38.

B. DAY TWO

- Begin by reviewing the Big Ideas from yesterday's lesson. Allow students to share what they remember and ask any questions they may have thought of.

- Watch the Adventure Catechism video "Who is Mary?"

https://www.catholicbrain.com/edu/videos/885114/1/lesson-03---who-is-mary?

Ask the students a few questions to check for understanding, such as:



What did the angel Gabriel ask Mary to do? ***Be the mother of God's Son, Jesus***



When was Mary's heart pierced, like Simeon said? ***When Jesus died on the cross***

NOTES:



What miracle did Jesus do at Mary's request? ***Changed water into wine at a wedding***



Whom did Jesus give Mary to, as a mother? ***All of us***

- As time allows, do some of the activities on the Catholic Brain site connected to the video, such as the Memory Match, Fill in the Blank, Word Search and other printables, or the quiz.

C. DAY THREE

- Today, write the "Question to Consider" from the chapter on the board. Let students know that they should keep this question in mind as they re-read the chapter, and you will be discussing it later in the class.

- Guided Reading - Divide students into partners or small groups and have them re-read the chapter. This would be a wonderful activity to invite parent volunteers to help with, to read with the students and facilitate small group discussions.

When they finish reading, the students should discuss the "Question to Consider" in their groups, and each student should write a short answer to the question on a slip of paper or note card, which you may choose to use as an exit ticket for the class.

- After students have had a chance to discuss in their small groups, invite students to share their ideas, and facilitate a large-group discussion about the question.

- Before ending class today, students should copy the "Question to Consider" in their religion journals and write their response in it. They should use the response they wrote earlier in class as a starting point, but may revise it based on the class discussion.

D. DAY FOUR

NOTES:

- Today students will work in their religion picture journals. Begin the lesson, after prayer, by reviewing the Big Ideas, vocabulary, and "Question to Consider." Then, as a class, outline the chapter, highlighting important points. Write the outline on the board.

- Students should now, individually, write a summary of the chapter, using the outline you have created, in their religion journals and draw an image that represents the chapter. If time permits, allow students to share their summaries in small groups or as a large group.

E. DAY FIVE

- Students should complete the chapter review page at the end of the chapter.

- When students have completed the chapter review, correct it as a class. Be sure to check for any questions students may still have.

- Prayer Activity—The Rosary



Teach the students how to pray the Rosary. Show them how to use the beads to count the prayers, and focus on the Mysteries of the Rosary. The rhythm of the prayers, and repeating the holy words over and over without having to try to remember them, helps to quiet our minds so we can meditate on the events in the life of Jesus that make up the twenty Mysteries of the Rosary.

You can print and use the USCCB guide of how to pray the Rosary:

http://www.usccb.org/prayer-and-worship/prayers-and-devotions/rosaries/how-to-pray-the-rosary.cfm

It might be difficult for students to understand, but you can help them. Also, encourage them to take it home, go over it with their parents, and pray the Rosary as a family.

Today, pray the first Joyful Mystery of the Rosary, the Annunciation, together as a class.

Encourage students to share with their families what they learned this week.

Bible story connections

- Luke 1:26-38
- John 19:25-27
- Revelation 12:13-17

Catholic Brain Video Connections

- Adventure Catechism – Who is Mary?
- Adventure Catechism – What is the Immaculate Conception?
- Mary of Nazareth

CHAPTER 12 PREVIEW

IN BRIEF

- Mary was preserved from sin through her Immaculate Conception. CCC 491
- Jesus gave His mother to all of us. CCC 963, 964
- At the end of her life, Mary was taken, body and soul, to Heaven. CCC 966
- Mary was crowned Queen of Heaven and Earth. CCC 966
- Mary is our mother who loves us and helps us follow Jesus. CCC 968, 969

VOCABULARY

- Immaculate Conception
- Assumption
- Coronation

QUESTION(S) TO CONSIDER

Why is it important to have a relationship with Mary?

98

CHAPTER 12

MARY, OUR MOTHER

God the Father wishes Mary to be the mother of His children until the end of time.

– St. Louis de Montfort



St. Louis de Montfort

In the previous chapter, you learned about the Communion of Saints and our union with all of God's people. You learned how the saints in Heaven can inspire us and help us with their prayers. There is one saint who is greater than all the rest and who has been given a special role to play in God's family, that of mother. She is the Blessed Virgin Mary.

Remember when you learned about the Annunciation, how the Archangel Gabriel came to Mary to announce to her God's incredible plan, that she would be the mother of His Son? Gabriel called her "Full of Grace," indicating how God had prepared Mary for this role by preserving her from Original Sin. This gift is Mary's **Immaculate Conception.** CCC 722. From the very first moment of her life in the womb of her mother, St. Anne, Mary was never stained by sin.



Vocabulary

Immaculate Conception – the special gift that God gave to Mary, keeping her free from ever having Original Sin

Discussion questions

Why do you think Mary was preserved from sin?

NOTES:

Mary embraced the task God had given her and, along with St. Joseph, raised Jesus. At the wedding in Cana, Mary asked for the miracle that led people to begin to believe in Jesus. Throughout His life, Mary supported Jesus in His saving work. She was even there, at the foot of the cross, as He was dying. This is the moment when Jesus gave us a wonderful gift.

Jesus spoke to Mary, calling her *by the same title He had at the wedding in Cana.*

"Woman," He said, "behold your son."





The apostle John was standing there with Mary. To him, Jesus said,

"Behold your mother." (John 19:26-27)

From that time on, John cared for Mary as her son.

But Jesus was giving Mary to more than just St. John. John was the only apostle there when Jesus was crucified, and he represented the Church. Jesus gave His mother ***to all of us.***

In the Book of Revelation, the last book of the Bible, which was written by John, we read of a woman who gives birth to a Child Who would be the King of all nations. The devil, in the form of a dragon, wishes to destroy the woman and her Child, but he can't, so he "went off to wage war against the rest of the woman's children, those who keep God's commandments and bear witness to Jesus" (Revelation 12:17). We are the other children of the woman.



Mary is crushing the dragon under her foot in Miguel Cabrera's painting "The Virgin of the Apocalypse."



El Greco's rendition of Pentecost

Mary was there at Pentecost with the apostles (Acts 1:14). When the Holy Spirit gave life to the Church, Mary, its mother, was there to help bring it into the world. At the end of Mary's life on earth, she received the gift that we will one day receive. She was taken, body and soul, to Heaven. CCC 976. This is called Mary's **Assumption.** She never experienced the corruption of sin, and her body did not experience the corruption of the grave. Our bodies will rise from the dead when Jesus returns at the end of time, but Mary received this blessing immediately.

Vocabulary

Assumption – the taking up of Mary, body and soul, to Heaven

Vocabulary

Coronation – a crowning; we celebrate Mary's Coronation as Queen of Heaven and Earth

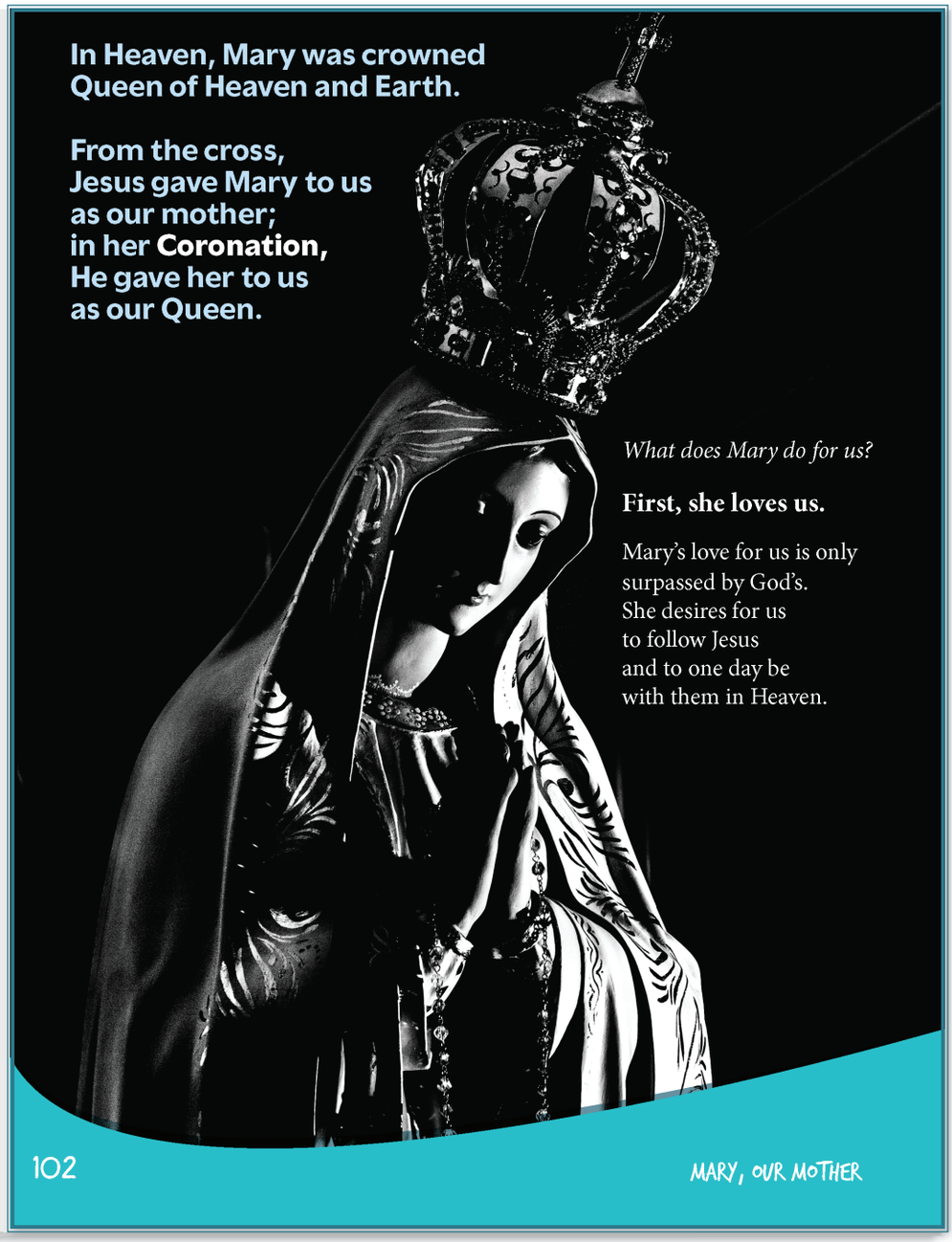

Mary prays for us. The prayer of a holy person has great power (James 5:16), which is why the prayers of the saints for us are so powerful. But no one's prayers for us are more powerful than those of our heavenly mother.



We should have a relationship with Mary. We should talk to her and **pray the Rosary.** Mary is a model for all of us because she is the perfect disciple of Jesus. She is also our mother, who loves us and prays for us. As members of God's family, we must know our mother.

Vocabulary

Rosary – a type of prayer involving a string of beads and saying prayers like the Our Father, Hail Mary, and Glory Be, while thinking about the lives of Jesus and Mary

Discussion questions

How does Mary serve as an example for us?

Social justice: faith in action

- Solidarity – Pray the Rosary with another class, possibly a younger class, which your students can teach the prayer to.

DISCUSSION QUESTION:

Why is it important to have a relationship with Mary?



THE ANNUNCIATION

Adapted from Luke 1:26-38

God sent the angel Gabriel to a town in Galilee called Nazareth, to a virgin, engaged to marry a man named Joseph, from the family of David, and the virgin's name was Mary. Coming to her, the angel said, "Hail, Full of Grace! The Lord is with you."

Mary was very confused by this. The angel said, "Do not be afraid, Mary, God is very pleased with you. You will have a Son, and you will name Him Jesus. He will be great and will be called the Son of God; the Lord will give Him the throne of David and His Kingdom will never end."

Mary asked, "How will this happen? I am not married."

The angel answered, "The Holy Spirit will come upon you and God's power will overshadow you. See, your cousin Elizabeth is having a baby although she is very old and could not have children; nothing is impossible for God."

Mary said, "I am God's servant. Let His will be done to me." Then the angel left.

ACTIVITY

Chapter 12 Review

1) Jesus gave Mary to the Church as our mother from the __cross___.

2) Mary was preserved from Original Sin through her _Immaculate _Conception_.

3) At her Assumption, Mary was taken, body and soul, to __Heaven__.

4) By her Coronation, Mary was crowned __Queen___ of Heaven and Earth.

5) Mary loves us, prays for us, and helps us follow __Jesus___.

6) What role has Mary been given in the family of God?
A) Sister
B) Mother
C) Father
D) Scorekeeper

7) How many sins did Mary commit throughout her life?
A) None
B) One
C) Three
D) No one knows

8) What title did Jesus call Mary from the cross?
A) Mother
B) Our Lady of Grace
C) Daughter of Eve
D) Woman

9) Which apostle was at the cross, that Jesus entrusted Mary to?
A) St. Peter
B) St. John
C) St. Philip
D) St. Thomas

10) True/False: Mary wants glory for herself.
A) True
B) False

Memory Work (Baltimore Catechism)

62. Was any person ever preserved from Original Sin?
The Blessed Virgin Mary was preserved from Original Sin in view of the merits of her divine Son; and this privilege is called her Immaculate Conception.

178. Has the body of any human person ever been raised from the dead and taken into Heaven?
By the special privilege of her Assumption, the body of the Blessed Virgin Mary, united to her immaculate soul, was glorified and taken into Heaven.

CHAPTER 12 TAKE-HOME


CHAPTER 12
MARY, OUR MOTHER
God the Father wishes Mary to be the mother of His children until the end of time.
—St. Louis de Montfort

This week in Religion Class . . .

Chapter title:
Mary, our Mother

PLEASE REVIEW AT HOME:

Vocabulary:
- Immaculate Conception – the special gift that God gave to Mary, keeping her free from ever having Original Sin
- Assumption – the taking up of Mary, body and soul, to Heaven
- Coronation – a crowning; we celebrate Mary's Coronation as Queen of Heaven and Earth

1. What gift did God give Mary, preserving her from Original Sin? *Her Immaculate Conception*
2. How many sins did Mary commit during her life? *None*
3. Where was Jesus when He gave Mary to His Church as our mother? *On the cross*

Discussion Question:
Why is it important to have a relationship with Mary?

Activity:
Pray the Rosary together as a family. If you need a refresher of how to pray the Rosary, see the USCCB guide.

https://www.usccb.org/how-to-pray-the-rosary

God thinks you are worth dying for!

THE SACRAMENTS



CHAPTER 13 OVERVIEW

NOTES:

1. OBJECTIVE

- Students will define a sacrament and sanctifying grace. They will be able to explain the seven sacraments and categorize them as Sacraments of Initiation, Healing, or Service. Students will identify the sacraments as essential gifts that Jesus has given the Church.

2. MATERIALS

- Adventure Catechism text
- Catholic Brain website with ability to show video
- Student religion picture journals

3. PROCEDURE

- Open the lesson each day with prayer. You may choose the Come Holy Spirit prayer, asking the Holy Spirit to guide your lesson. Or, if you are learning a particular prayer as a class, this is an excellent time to practice and reinforce that. As the school year progresses, you may consider asking students to lead the prayer.
- **Be sure to close each day in prayer, as well, and encourage students to share with their families what they are learning.**

CHAPTER 13: 5-DAY LESSON PLAN

NOTES:

A. DAY ONE

- Introduce students to the Big Ideas for this chapter (the In Brief section of the chapter preview). Write the chapter's vocabulary words on the board.

- Read the chapter in the text as a class. Stop frequently to answer student questions and to check for comprehension. Highlight the vocabulary words when you read them, and be sure that students understand them.

- When you are finished reading the chapter, re-read the quote from the saint at the beginning of the chapter, and discuss what it means and how it relates to this week's topic.

- As you close in prayer today, begin by reading and discussing the Scripture passage in the text: Mark 16:20.

B. DAY TWO

- Begin by reviewing the Big Ideas from yesterday's lesson. Allow students to share what they remember and ask any questions they may have thought of.

- Watch the Adventure Catechism video, "What are the Sacraments?"

https://www.catholicbrain.com/edu/videos/945404/1/lesson-16---what-are-the-sacraments?

Ask the students a few questions to check for understanding, such as:



Who gave us the sacraments? ***Jesus***



How many sacraments are there? ***Seven***



Name as many sacraments as you can. ***Baptism, Confirmation, Holy Communion (Eucharist), Reconciliation (Confession), Matrimony, Holy Orders, Anointing of the Sick***

NOTES:

- As time allows, do some of the activities on the Catholic Brain site connected to the video, such as the Memory Match, Fill in the Blank, Word Search and other printables, or the quiz.

C. DAY THREE

- Today, write the "Question to Consider" from the chapter on the board. Let students know that they should keep this question in mind as they re-read the chapter, and you will be discussing it later in the class.

- Guided Reading - Divide students into partners or small groups and have them re-read the chapter. This would be a wonderful activity to invite parent volunteers to help with, to read with the students and facilitate small group discussions.

When they finish reading, the students should discuss the "Question to Consider" in their groups, and each student should write a short answer to the question on a slip of paper or note card, which you may choose to use as an exit ticket for the class.

- After students have had a chance to discuss in their small groups, invite students to share their ideas, and facilitate a large-group discussion about the question.

- Before ending class today, students should copy the "Question to Consider" in their religion journals and write their response in it. They should use the response they wrote earlier in class as a starting point, but may revise it based on the class discussion.

NOTES:

D. DAY FOUR

- Today students will work in their religion picture journals. Begin the lesson, after prayer, by reviewing the Big Ideas, vocabulary, and "Question to Consider." Then, as a class, outline the chapter, highlighting important points. Write the outline on the board.

- Students should now, individually, write a summary of the chapter, using the outline you have created, in their religion journals and draw an image that represents the chapter. If time permits, allow students to share their summaries in small groups or as a large group.

E. DAY FIVE

- Students should complete the chapter review page at the end of the chapter.

- When students have completed the chapter review, correct it as a class. Be sure to check for any questions students may still have.

- Activity: Scavenger hunt – When you go on a journey, you bring along essential items that will help you successfully reach your destination. We are on a journey to Heaven, and the sacraments are some of the essential items that Jesus has given us to help us successfully reach that destination.



Today students will get to go outside on a scavenger hunt and find items that relate to the sacraments. You can have them work individually or in pairs. Their goal will be to find something that they can bring back to the class that represents each of the seven sacraments, or as many as possible. They will have to explain their choices, so they will have to make sense.

You can also let students choose items in the classroom or even their own belongings, if going outside is not possible.

Close in prayer and encourage students to share with their families what they learned this week.

CHAPTER 13 PREVIEW

IN BRIEF

- Jesus gave us the sacraments. CCC 1114
- The sacraments give us grace. CCC 2003
- Sanctifying grace is God's life within us, which makes us holy. CCC 1999
- The sacraments are visible signs. CCC 1084
- There are Sacraments of Initiation, Sacraments of Healing, and Sacraments of Service. CCC 1212, 1421, 1534

VOCABULARY

- Sacraments
- Grace
- Sanctifying Grace
- Consecration

QUESTION(S) TO CONSIDER

Why are the sacraments so important in the life of the Church?

Bible story connections

- Matthew 28:18-20
- 1 Corinthians 4:1

Catholic Brain Video Connections

- Adventure Catechism – What are the Sacraments?
- The Sacraments
- St. Ambrose

Vocabulary

Sacraments – seven special signs, given to us by Jesus, that provide grace

Grace – gifts we receive from God; the chief kinds of grace are sanctifying grace and actual grace.

Sanctifying Grace – God's gift of His life that He shares with us; God dwells within us.

CHAPTER 13

THE SACRAMENTS

Christ feeds His Church with these sacraments, by means of which the soul is strengthened.

–St. Ambrose



ancient mosaic of St. Ambrose, which may have been made while he was alive

Jesus has given wonderful gifts to His Church. Some of the greatest are the seven **sacraments**. Jesus gave us the sacraments for our salvation; in fact, it is through the sacraments that we participate in the life of the Church and receive God's grace, so as believers, they are necessary for our salvation. CCC 1129

What are sacraments, then? There are seven sacraments, each of which was given to the Church by Jesus. Because God Himself gave us the sacraments, no one has the power to make more sacraments, or to get rid of any. The sacraments all give us **grace.** Remember that grace is a gift from God. **Sanctifying grace** is God's life within us, which makes us holy. Each sacrament gives us sanctifying grace and provides a special sacramental grace, which strengthens us in a particular way.

THE SACRAMENTS 107

The SACRAMENTS are visible signs that SYMBOLIZE what effect they are having in our souls.

CCC 1084





We *know* when we have received a sacrament.

Human beings are made of a union of body and soul, and as outward signs, the sacraments communicate to us physically and spiritually.

The seven sacraments can be divided into three categories.

- The three Sacraments of Initiation allow us to fully participate in the Christian life.
- The two Sacraments of Healing provide strength when we are weak. They continue Jesus' work of healing and salvation.
- The two Sacraments of Service provide the grace of a particular **consecration.** CCC 1535. To be consecrated means to be set aside for a special or holy task, as a priest is, for example.

Vocabulary

Consecrate – to set apart for a holy purpose

Discussion questions

Why must Baptism be the first sacrament a person receives?

The Sacraments of Initiation

1) Baptism



Baptism is being "born again." We are born into the family of God. Original Sin and any sin we may have committed are completely washed away when we are baptized, and God lives within us. We can only receive Baptism once, because Baptism leaves a permanent mark on our souls; it imprints a character that makes us new creatures, children of God, who share in God's own life. A priest or deacon is the usual minister of Baptism, but in an emergency, anyone can baptize.

2) Confirmation



When we are confirmed, we receive special Gifts of the Holy Spirit that allow us to be faithful soldiers in God's army, to live our faith courageously, and to stand for what is good. The bishop is the usual minister of this sacrament, but he can give permission to a priest to do it. This sacrament also leaves a permanent mark on the soul and can only be received once.

3) Eucharist



The Eucharist is celebrated at every Mass. Bread and wine become the Body and Blood of Christ. The priest leads us in offering the sacrifice of Jesus to the Father. Then, Jesus gives Himself to us when we receive the Eucharist in Holy Communion. It is the closest we can get to God until we are in Heaven. The Eucharist must be consecrated by a priest.

The Sacraments of Healing

4) Reconciliation



Also called Confession or Penance, in this sacrament, we confess our sins to a priest. All of our sins are forgiven, and we receive the sacramental grace that strengthens us to resist sin in the future.

5) Anointing of the Sick



Jesus performed many miracles of healing, and similarly, the Church cares for the sick, and accompanies the dying. If someone is seriously sick or in danger of death, he should receive the Anointing of the Sick (James 5:14). The person is anointed with oil. The priest prays for healing of the body, but if the person does die, this sacrament strengthens them for the journey from this life to the next. This sacrament must be administered by a priest.





Discussion questions

How is Reconciliation a Sacrament of Healing?

NOTES:

The Sacraments of Service

6) Holy Orders



God calls some men to serve Him in the Church as deacons, priests, or bishops. This is the sacrament a man receives when he becomes one of those ministers. The bishop must lay his hands on the man receiving the sacrament.

7) Holy Matrimony



In this sacrament, a man and a woman give themselves to each other as husband and wife. This sacrament is for the holiness of the spouses; they are supposed to help each other get to Heaven. It is also for the good of children, and creates a family, a "domestic church," in which God is known, loved, and served.





Illustration of ancient Hebrew priests in Charles Foster's Story of the Bible in Pictures; Hartford, CT, 1873



DISCUSSION QUESTION:

Why are the sacraments so important in the life of the Church?



THE MINISTRY OF THE APOSTLES

Adapted from Mark 16:20

[After Jesus ascended] the apostles went forth and preached everywhere, while the Lord worked with them and confirmed the message by the signs that attended it.

Social justice: faith in action

- The Common Good – The sacraments are signs through which people can see God giving us His goodness. Think of something you can do as a class for the good of the school community that will provide a lasting sign of God's goodness.

Memory Work (Baltimore Catechism)

304. What is a sacrament?
A sacrament is an outward sign instituted by Christ to give grace.

305. How many sacraments are there?
There are seven sacraments: Baptism, Confirmation, Holy Eucharist, Penance, Anointing of the Sick, Holy Orders, and Matrimony.

306. From whom do the sacraments receive their power to give grace?
The sacraments receive their power to give grace from God, through the merits of Jesus Christ.

ACTIVITY

Chapter 13 Review

1) Jesus gave the Church seven _sacraments_.

2) The sacraments all give us __grace___.

3) The sacraments are visible __signs___.

4) _Sanctifying_ grace is God's life within us, that makes us holy.

5) The Sacraments at the Service of Communion provide the grace of a particular _consecration_, which sets people aside for a special purpose.

6) Who gave us the sacraments?
A) Jesus
B) The pope
C) St. Ambrose
D) St. John the Baptist

7) Which is not a category of sacraments?
A) Sacraments of Initiation
B) Sacraments of Healing
C) Sacraments of Service
D) Sacraments of Strength

8) Which is not a Sacrament of Initiation?
A) Baptism
B) Reconciliation
C) Confirmation
D) Eucharist

9) Which is a Sacrament of Healing?
A) Confirmation
B) Holy Orders
C) Anointing of the Sick
D) Baptism

10) In which sacrament are we "born again" into the family of God?
A) Eucharist
B) Holy Orders
C) Baptism
D) Anointing of the Sick

CHAPTER 13 TAKE-HOME


CHAPTER 13

THE SACRAMENTS

Christ feeds His Church with these sacraments, by means of which the soul is strengthened.

–St. Ambrose

Jesus has given wonderful gifts to His Church. Some of the greatest are the seven **sacraments**. Jesus gave us the sacraments for our salvation; in fact, it is through the sacraments that we participate in the life of the Church and receive God's grace, so as believers, they are necessary for our salvation. *CCC 1129*

What are sacraments, then? There are seven sacraments, each of which was given to the Church by Jesus. Because God Himself gave us the sacraments, no one has the power to make more sacraments, or to get rid of any. The sacraments all give us **grace**. Remember that grace is a gift from God. **Sanctifying grace** is God's life within us, which makes us holy. Each sacrament gives us sanctifying grace and provides a special sacramental grace, which strengthens us in a particular way.

THE SACRAMENTS 107

This week in Religion Class . . .

Chapter title:
The Sacraments

PLEASE REVIEW AT HOME:

Vocabulary:
- Sacraments – seven special signs, given to us by Jesus, that provide grace
- Sanctifying Grace – God's gift of His life that He shares with us; God dwells within us

1. How many sacraments are there? *Seven*
2. What are the seven sacraments? *Baptism, Confirmation, Eucharist, Reconciliation (Confession or Penance), Anointing of the Sick, Holy Orders, Holy Matrimony*
3. What are the three categories of sacraments? *Sacraments of Initiation, Sacraments of Healing, Sacraments of Service*

Discussion Question:
Why are the sacraments so important in the life of the Church?

Activity:
Get out a calendar. Find the dates (if possible) when people received their sacraments (Baptism, First Holy Communion, Confirmation, Holy Matrimony; has anyone received Anointing of the Sick?). Also, estimate when the next sacraments will be received (when people will be confirmed, when is the next time you can go to Confession, receive the Holy Eucharist, etc.?).

God thinks you are worth dying for!

BAPTISM AND CONFIRMATION

CHAPTER 14 OVERVIEW



NOTES:

1. OBJECTIVE

- Students will identify Baptism and Confirmation as Sacraments of Initiation and explain the effects of each sacrament. They will understand and begin to memorize the seven Gifts of the Holy Spirit.

2. MATERIALS

- Adventure Catechism text
- Catholic Brain website with ability to show video
- Student religion picture journals
- Treats for a party on Friday
- ***Note:*** *You will be having a Baptism party on Friday. Ask students to bring information about their Baptism (where, when, by whom they were baptized; who their godparents are, etc.) as well as pictures on Friday, if possible.*

3. PROCEDURE

- Open the lesson each day with prayer. You may choose the Come Holy Spirit prayer, asking the Holy Spirit to guide your lesson. Or, if you are learning a particular prayer as a class, this is an excellent time to practice and reinforce that. As the school year progresses, you may consider asking students to lead the prayer.
- **Be sure to close each day in prayer, as well, and encourage students to share with their families what they are learning.**

CHAPTER 14: 5-DAY LESSON PLAN

A. DAY ONE

NOTES:

- Introduce students to the Big Ideas for this chapter (the In Brief section of the chapter preview). Write the chapter's vocabulary words on the board.

- Read the chapter in the text as a class. Stop frequently to answer student questions and to check for comprehension. Highlight the vocabulary words when you read them, and be sure that students understand them.

- When you are finished reading the chapter, re-read the quote from the saint at the beginning of the chapter, and discuss what it means and how it relates to this week's topic.

- As you close in prayer today, begin by reading and discussing the Scripture passage in the text: John 3:1-5.

B. DAY TWO

- Begin by reviewing the Big Ideas from yesterday's lesson. Allow students to share what they remember and ask any questions they may have thought of.

- Watch the Adventure Catechism video "What is Baptism?"
https://www.catholicbrain.com/edu/videos/953274/1/lesson-17---what-is-baptism?

Ask the students a few questions to check for understanding, such as:



What does Baptism wash us free of? ***Original Sin***



What do we become part of, when we are baptized? ***The family of God (the Church)***

- Also, watch the Adventure Catechism video, "What are the Gifts of the Holy Spirit?"
https://www.catholicbrain.com/edu/videos/969424/1/lesson-24---what-are-the-gifts-of-the-holy-spirit?

NOTES:

Ask the students a few questions to check for understanding, such as:

- How many Gifts of the Holy Spirit are there? ***Seven***
- When do we receive the Gifts of the Holy Spirit? ***We first receive the Holy Spirit at Baptism, and we are strengthened in His Gifts at Confirmation.***
- How many of the Gifts of the Spirit can you remember? ***Wisdom, Understanding, Knowledge, Counsel, Fortitude, Piety, Fear of the Lord***

As time allows, do some of the activities on the Catholic Brain site connected to the video, such as the Memory Match, Fill in the Blank, Word Search and other printables, or the quiz.

C. DAY THREE

- Today, write the "Question to Consider" from the chapter on the board. Let students know that they should keep this question in mind as they re-read the chapter, and you will be discussing it later in the class.

- Guided Reading - Divide students into partners or small groups and have them re-read the chapter. This would be a wonderful activity to invite parent volunteers to help with, to read with the students and facilitate small group discussions.

When they finish reading, the students should discuss the "Question to Consider" in their groups, and each student should write a short answer to the question on a slip of paper or note card, which you may choose to use as an exit ticket for the class.

- After students have had a chance to discuss in their small groups, invite students to share their ideas, and facilitate a large-group discussion about the question.

- Before ending class today, students should copy the "Question to Consider" in their religion journals and write their response in it. They should use the response they wrote earlier in class as a starting point, but may revise it based on the class discussion.

D. DAY FOUR

NOTES:

- Today students will work in their religion picture journals. Begin the lesson, after prayer, by reviewing the Big Ideas, vocabulary, and "Question to Consider." Then, as a class, outline the chapter, highlighting important points. Write the outline on the board.

- Students should now, individually, write a summary of the chapter, using the outline you have created, in their religion journals and draw an image that represents the chapter. If time permits, allow students to share their summaries in small groups or as a large group.

E. DAY FIVE

- Students should complete the chapter review page at the end of the chapter.

- When students have completed the chapter review, correct it as a class. Be sure to check for any questions students may still have.

- Activity



Baptism party – We want students to recognize how important and wonderful their Baptism is, and even to celebrate it, as they would their birthday. Allow students to share facts about their Baptism – the date, place, who baptized them, who their godparents are, etc. If they brought pictures, allow them to share those, too. If any of the students have been confirmed, allow them to do the same for their Confirmation.

Then celebrate with some treats. If you can get parent volunteers and donations, make the party as big as you can!

Close in prayer and encourage students to share with their families what they learned this week.

Bible story connections

- Matthew 28:18-20
- John 3:1-8
- Acts 8:14-17

Catholic Brain Video Connections

- Adventure Catechism – What is Baptism?
- Adventure Catechism – What is Confirmation?
- Adventure Catechism – What are the Gifts of the Holy Spirit?

CHAPTER 14 PREVIEW

IN BRIEF

- In Baptism, Original Sin is washed away, and we are filled with the life of the Holy Trinity. CCC 1263, 1265
- Baptism makes us members of the Church. CCC 1213
- At your Baptism, you were anointed priest, prophet, and king. CCC 1241
- Confirmation deepens the grace we received at our Baptism. CCC 1303
- Through Confirmation, we are strengthened with the Gifts of the Holy Spirit. CCC 1285

VOCABULARY

- Baptism
- Confirmation

QUESTION(S) TO CONSIDER

Why is it essential for everyone to be baptized and confirmed?

114

CHAPTER 14

BAPTISM AND CONFIRMATION

> The universal Church is a people brought into unity from the unity of the Father, the Son, and the Holy Spirit.
>
> -St. Cyprian



St. Cyprian

Baptism is the first sacrament that everyone receives. This is because Baptism is a birth into the life of faith. The sacrament brings us into God's Kingdom as a child of God. One night, a man named Nicodemus, a leader among the people, came to Jesus secretly to learn from Him. Jesus told Nicodemus that a person must be born again into the Kingdom of God. Nicodemus was very confused; he did not understand how a grown person could be born again. Jesus told him that one must be born of water and the Spirit to enter the Kingdom of God (John 3:1-5).

Vocabulary

Baptism – the sacrament that makes us children of God. We are freed from sin, become members of the Church, and God comes to live in us

Discussion questions

How is Baptism like being born again?

When we are baptized with water, we are filled with God's Spirit. Through our Baptism, we are born into God's family and made members of the Catholic Church. Do you know the day you were baptized? If not, you should find out; it is a day to celebrate.





This fresco called "Baptism in the Early Church" was discovered in the crypt of the ancient Santa Prisca in Rome, Italy.

When you were baptized, you were anointed with oil, to signify your call as a **priest, prophet, and king.** What does that mean? You were united to Christ through your Baptism, so you have a call to do His work.

Priest

A priest makes offerings to God. Some people are called by God to be ordained priests and offer Jesus' sacrifice in His Name. ***But every baptized person is called to make offerings to God.*** This is the "common priesthood of the faithful." We offer Him our prayers, our sacrifices, and our good works. **Our whole life should be an offering to God.**





Prophet

A prophet shares the Word of God. We are called to be prophets because all of us should ***share the Good News.*** This is part of the obligation and privilege of our Baptism. When you have something wonderful, don't you want to share it with those you love? Nothing is more wonderful than our Catholic faith; we should want to share it with everyone.

King

Because of your Baptism, you share Christ's Kingship. You are part of His royal family. You should bring your Catholic faith into every part of your life and try to ***build God's Kingdom on earth,*** trying to make the world a place in which God is honored, His laws are obeyed, and His love is shared.



Vocabulary

Common Priesthood of the Faithful – the share of all believers in Christ's priesthood, through which we make offerings to God

Discussion questions

How can we live our baptismal identities as priest, prophet, and king?

Vocabulary

Confirmation – one of the seven sacraments, through which we are strengthened with the Gifts of the Holy Spirit

Gifts of the Holy Spirit – seven gifts from God that help us to be strong Catholics. We are strengthened with these Gifts in the Sacrament of Confirmation.

The Sacrament of Confirmation deepens the grace we receive at our Baptism.

The apostles were filled with the Holy Spirit at Pentecost. When we are confirmed, the Holy Spirit comes to us in a special way to strengthen us with His Gifts. We receive the Gifts of wisdom, knowledge, understanding, counsel, fortitude, piety, and fear of the Lord.





WISDOM
understanding
counsel
FORTITUDE
KNOWLEDGE
piety FEAR
OF THE LORD



These Gifts of the Spirit strengthen our faith so we can be more faithful to the Lord and share Him with others. The confirmed Catholic must spread and defend the faith by his words and actions. CCC 1285



We are surrounded by a spiritual battle.



It is raging all around us. There is a struggle between good and evil, and we must be willing to join the fight. Confirmation strengthens us for this battle. We enlist in God's army, and **He equips us with everything we need to be victorious.**

Statue of Blessed Justo Takayama "Samurai of Christ," Manila, Philippines



Both the Sacraments of Baptism and Confirmation make a *permanent change to our souls,* which is why they can only be received ***once.*** In Baptism, we become children of God; in Confirmation, we receive the mark, or seal, of the Holy Spirit. CCC 1295. These sacraments are necessary and life-giving; after receiving them, we will never be the same again.

NOTES:

Social justice: faith in action

- Evangelization Challenge – Through our Baptism we become missionaries, and through Confirmation we become soldiers for Christ. This week, as a class think of a way to spread the Good News of Jesus to your local community.

DISCUSSION QUESTION:

Why is it essential for everyone to be baptized and confirmed?



NICODEMUS

Adapted from John 3:1-5

There was a Pharisee named Nicodemus, a leader among the Jews. This man came to Jesus at night and said to Him, "Rabbi, we know that You are a teacher Who has come from God, for no one could do the signs You do unless God is with Him." Jesus answered, "Truly, truly, I say to you, unless a person is born anew, he cannot enter the Kingdom of God." Nicodemus said to Him, "How can a man be born again, once he is old? Can he enter his mother's womb a second time and be born?" Jesus answered, "Truly, truly, I say to you, unless a person is born of water and the Spirit, he cannot enter the Kingdom of God."

ACTIVITY

Chapter 14 Review

1) The first sacrament everyone receives is _Baptism__.

2) We are baptized "in the __Name_ of the Father, and of the Son, and of the Holy Spirit."

3) Baptism and Confirmation are two Sacraments of _Initiation_.

4) The Sacrament of _Confirmation_ deepens the grace we receive at Baptism.

5) When we are confirmed, we receive seven __Gifts___ of the Holy Spirit.

6) Who questioned Jesus about how a grown person could be born again?
A) Peter
B) John
C) Nicodemus
D) King Herod

7) At your Baptism, you were anointed with oil to signify your role as what?
A) Priest
B) Prophet
C) King
D) All of the above

8) What does Baptism free us from?
A) Original Sin
B) Ever being able to sin
C) Responsibility
D) Suffering

9) What are we filled with when we are baptized?
A) Water
B) The life of the Holy Trinity
C) Knowledge of our faith
D) Original Sin

10) Which is not one of the Gifts we receive at Confirmation?
A) Wisdom
B) Fortitude
C) Peace
D) Knowledge

Memory Work (Baltimore Catechism)

315. What is Baptism?
Baptism is the sacrament that gives our souls the new life of sanctifying grace by which we become children of God and heirs of Heaven.

317. What are the effects of the character imprinted on the soul by Baptism?
The effects of the character imprinted on the soul by Baptism are that we become members of the Church, subject to its laws, and capable of receiving other sacraments.

330. What is Confirmation?
Confirmation is the sacrament through which the Holy Spirit comes to us in a special way and enables us to profess our faith as strong and perfect Christian soldiers of Jesus Christ.

CHAPTER 14 TAKE-HOME



This week in Religion Class . . .

Chapter title:
Baptism and Confirmation

PLEASE REVIEW AT HOME:

Vocabulary:

- Baptism – the sacrament that makes us children of God. We are freed from sin, become members of the Church, and God comes to live in us.
- Confirmation – one of the seven sacraments, through which we are strengthened with the Gifts of the Holy Spirit

1. We are anointed with chrism oil at Baptism to signify our role as what? *Priest, prophet, and king*
2. What do we receive from the Holy Spirit when we are confirmed? *Seven Gifts of the Holy Spirit*
3. How many times can the Sacraments of Baptism and Confirmation be received? *Once*

Discussion Question:
Why is it essential for everyone to be baptized and confirmed?

Activity:
Both Baptism and Confirmation leave a permanent mark on our souls and should be memorialized. Find family members' sacramental certificates, and look at pictures and videos of Baptisms and Confirmations your family has celebrated.

God thinks you are worth dying for!

THE HOLY EUCHARIST

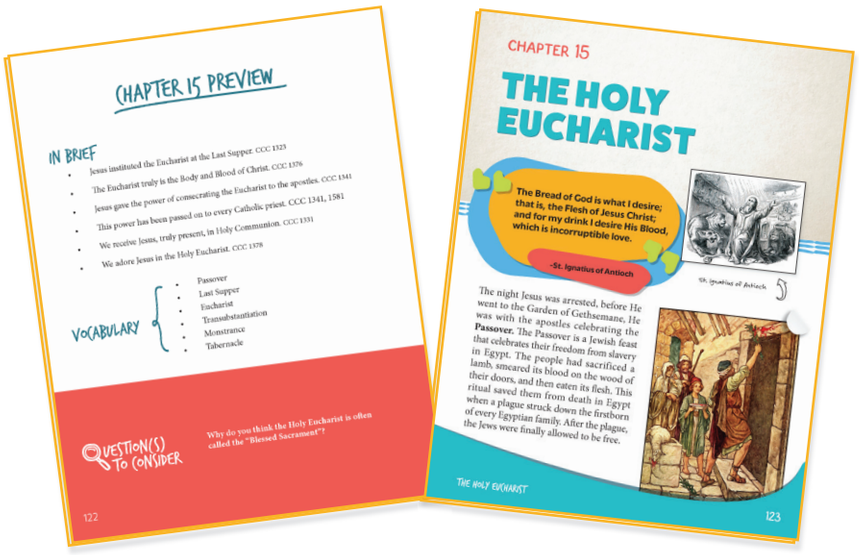

CHAPTER 15 OVERVIEW

NOTES:

1. OBJECTIVE

- Students will identify and retell what occurred at the Last Supper. They will be able to explain that the Eucharist really, truly, substantially is the Body, Blood, Soul, and Divinity of Jesus Christ. Students will recognize that God uses Catholic priests to bring about the miracle of transubstantiation, and they will understand why we adore Jesus in the Holy Eucharist.

2. MATERIALS

- Adventure Catechism text
- Catholic Brain website with ability to show video
- Student religion picture journals
- Lectio Divina sheet
- Bibles

3. PROCEDURE

- Open the lesson each day with prayer. You may choose the Come Holy Spirit prayer, asking the Holy Spirit to guide your lesson. Or, if you are learning a particular prayer as a class, this is an excellent time to practice and reinforce that. As the school year progresses, you may consider asking students to lead the prayer.
- **Be sure to close each day in prayer, as well, and encourage students to share with their families what they are learning.**

CHAPTER 15: 5-DAY LESSON PLAN

NOTES:

A. DAY ONE

- Introduce students to the Big Ideas for this chapter (the In Brief section of the chapter preview). Write the chapter's vocabulary words on the board.

- Read the chapter in the text as a class. Stop frequently to answer student questions and to check for comprehension. Highlight the vocabulary words when you read them, and be sure that students understand them.

- When you are finished reading the chapter, re-read the quote from the saint at the beginning of the chapter, and discuss what it means and how it relates to this week's topic.

- As you close in prayer today, begin by reading and discussing the Scripture passage in the text: John 6:51-58.

B. DAY TWO

- Begin by reviewing the Big Ideas from yesterday's lesson. Allow students to share what they remember and ask any questions they may have thought of.

- Watch the Adventure Catechism video, "What is the Eucharist?"

https://www.catholicbrain.com/edu/videos/954234/1/lesson-18---what-is-the-eucharist?

Ask the students a few questions to check for understanding, such as:



What does the word Eucharist mean? ***Thanksgiving***



How long did Jesus promise to be with us? ***Always***

NOTES:

In the Holy Eucharist, what does the bread become? ***The Body of Christ***

In the Holy Eucharist, what does the wine become? ***The Blood of Christ***

Is the Eucharist truly the Body and Blood of Jesus? ***Yes***

- As time allows, do some of the activities on the Catholic Brain site connected to the video, such as the Memory Match, Fill in the Blank, Word Search and other printables, or the quiz.

C. DAY THREE

- Today, write the "Question to Consider" from the chapter on the board. Let students know that they should keep this question in mind as they re-read the chapter, and you will be discussing it later in the class.

- Guided Reading - Divide students into partners or small groups and have them re-read the chapter. This would be a wonderful activity to invite parent volunteers to help with, to read with the students and facilitate small group discussions.

When they finish reading, the students should discuss the "Question to Consider" in their groups, and each student should write a short answer to the question on a slip of paper or note card, which you may choose to use as an exit ticket for the class.

- After students have had a chance to discuss in their small groups, invite students to share their ideas, and facilitate a large-group discussion about the question.

- Before ending class today, students should copy the "Question to Consider" in their religion journals and write their response in it. They should use the response they wrote earlier in class as a starting point, but may revise it based on the class discussion.

NOTES:

D. DAY FOUR

- Today students will work in their religion picture journals. Begin the lesson, after prayer, by reviewing the Big Ideas, vocabulary, and "Question to Consider." Then, as a class, outline the chapter, highlighting important points. Write the outline on the board.

- Students should now, individually, write a summary of the chapter, using the outline you have created, in their religion journals and draw an image that represents the chapter. If time permits, allow students to share their summaries in small groups or as a large group.

E. DAY FIVE

- Students should complete the chapter review page at the end of the chapter.

- When students have completed the chapter review, correct it as a class. Be sure to check for any questions students may still have.

- Activity



Lectio Divina – You first practiced Lectio Divina in Lesson 9. Go back and review it with the students. You may want to print out the sheet about Lectio Divina from Lesson 9 and use it again. The Scripture passage for this week's Lectio Divina is about the Eucharist: John 6:51-58.

Encourage students to share with their families what they learned this week.

CHAPTER 15 PREVIEW

IN BRIEF

- Jesus instituted the Eucharist at the Last Supper. CCC 1323
- The Eucharist truly is the Body and Blood of Christ. CCC 1376
- Jesus gave the power of consecrating the Eucharist to the apostles. CCC 1341
- This power has been passed on to every Catholic priest. CCC 1341, 1581
- We receive Jesus, truly present, in Holy Communion. CCC 1331
- We adore Jesus in the Holy Eucharist. CCC 1378

VOCABULARY

- Passover
- Last Supper
- Eucharist
- Transubstantiation
- Monstrance
- Tabernacle

QUESTION(S) TO CONSIDER

Why do you think the Holy Eucharist is often called the "Blessed Sacrament"?

122

Bible story connections

- Matthew 26:26-29
- 1 Corinthians 11:23-26
- 1 Corinthians 11:27-30

Catholic Brain Video Connections

- Adventure Catechism – What is the Eucharist?
- St. Ignatius of Antioch

Vocabulary

Passover Lamb – the lamb sacrificed by the Jews in Egypt, whose blood, smeared on their door-posts, protected their first-born from death. It is an image of Jesus, the Lamb of God.

CHAPTER 15

THE HOLY EUCHARIST

The Bread of God is what I desire; that is, the Flesh of Jesus Christ; and for my drink I desire His Blood, which is incorruptible love.

-St. Ignatius of Antioch



St. Ignatius of Antioch

The night Jesus was arrested, before He went to the Garden of Gethsemane, He was with the apostles celebrating the **Passover.** The Passover is a Jewish feast that celebrates their freedom from slavery in Egypt. The people had sacrificed a lamb, smeared its blood on the wood of their doors, and then eaten its flesh. This ritual saved them from death in Egypt when a plague struck down the firstborn of every Egyptian family. After the plague, the Jews were finally allowed to be free.





The Last Supper mural by Leonardo da Vinci is located at Santa Maria delle Grazie, a church and Dominican convent in Milan, Italy.

Jesus is the Lamb of God, Who was sacrificed. CCC 608. On Good Friday, His Blood was smeared on the cross, which saves us from everlasting death, and sets us free. The Passover lamb was a sign of Jesus, the Lamb of God. And just like the Passover lamb, we would eat His Flesh.

Jesus' celebration of the Passover with the apostles on Holy Thursday is called the **Last Supper.** At the Last Supper, Jesus transformed the Jewish Passover into the greatest act of Christian worship, by giving Himself to His people as food.

Jesus took bread, blessed it, broke it, gave it to His disciples and said, "This is My Body. Do this in memory of Me." Then He took a cup, filled with wine, blessed it, gave it to them, and said, "This cup is the new covenant in My Blood, which will be shed for you" (Luke 22:19-20).

Vocabulary

Lamb of God – a title for Jesus because He was sent by God the Father to be sacrificed for our sins

Holy Thursday – the day before Jesus was crucified. Jesus celebrated the Last Supper on Holy Thursday and gave us the Eucharist.

Last Supper – a special meal that Jesus had with His apostles before He died. Jesus gave us the Eucharist at the Last Supper.

Discussion questions

How does the Passover foreshadow the Eucharist?

Vocabulary

Holy Eucharist – the Body and Blood of Jesus, given to us as food. At Mass, bread and wine become Jesus' Body and Blood.



Jesus gave Himself to His disciples in a very physical way. The bread actually became His Body. Although it kept the appearance of bread, it was no longer bread; it was the Body of Christ. And the wine, although it kept the appearance of wine, was no longer wine; it was truly the Blood of Christ. CCC 1376. This was the first Holy **Eucharist.**

A year earlier, Jesus had said to the people, "Whoever eats My Flesh and drinks My Blood has eternal life, and I will raise him on the last day. For My Flesh is true Food, and My Blood is true Drink. Whoever eats My Flesh and drinks My Blood remains in Me and I in him." (John 6:54-56).

The miracle of the loaves and fishes preceded the Bread of Life discourse.





This late 1500s painting by German artist Hendrik de Clerck shows the disciples' look of astonishment at Jesus' teaching on the Eucharist.

The people were disgusted at the thought of eating His Flesh and drinking His Blood, and most of them stopped following Jesus (John 6:66). But Jesus did not stop them from leaving. They would have to accept what He told them. The apostles also did not understand then, but on the night of the Last Supper, when they received the Holy Eucharist, they finally understood.

NOTES:

Vocabulary

Priest – a man who receives special gifts from God to act in the place of Jesus and serve the Church

Discussion questions

Why are priests so essential?

The gift of the Eucharist was not meant for the apostles alone. By telling them to "Do this in memory of Me," Jesus was giving the apostles the power to consecrate the Eucharist. Through Apostolic Succession and the ordination of new men to the priesthood, this incredible gift has come down to us.



This statue of St. Peter holding the key symbolizing the power promised to him by Christ in Caesarea Philippi is at St. Peter's Basilica in Rome, Italy.





At every Catholic Mass, the priest repeats the words of Jesus at the Last Supper, and bread truly becomes the Body of Christ; wine truly becomes His Blood. Jesus is truly present in the Holy Eucharist, and when we receive it in Holy Communion, ***He is truly, physically present inside of us.***



This miracle is called Transubstantiation.

That is a big word that means "change of substance."

When the bread and wine become the Body and Blood of Christ, they do not appear to our senses like human flesh and blood. (Can you imagine eating it if it did?) The appearances do not change; but the substance, what it truly is, does change.



Vocabulary

Transubstantiation – the changing of the substance of bread and wine into the Body and Blood of Christ at Mass

Vocabulary

Monstrance – the special gold case that the Eucharist is sometimes displayed in so we can adore Jesus

Tabernacle – where the Eucharist is kept in the church

Discussion questions

Why do we adore the Holy Eucharist?

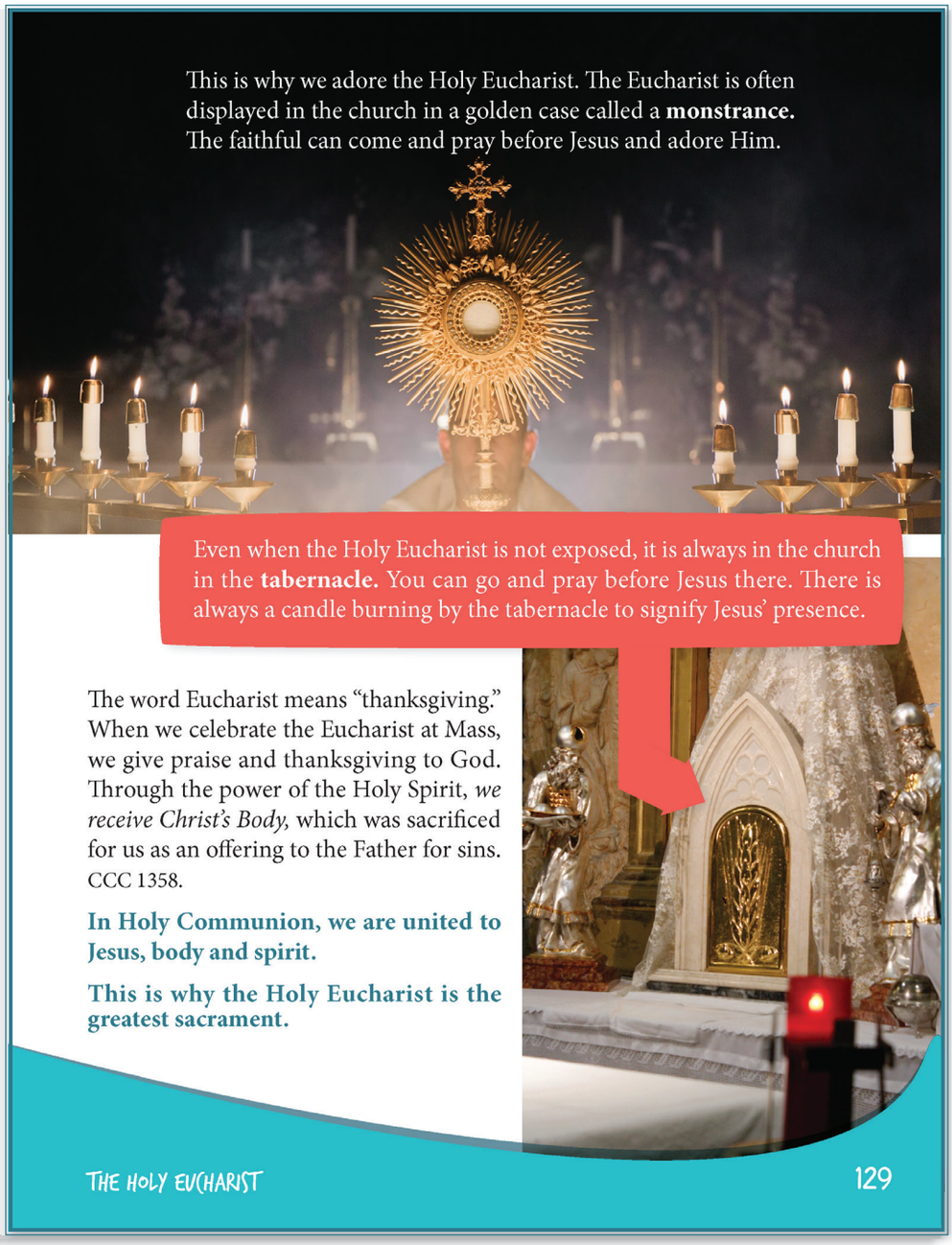

This is why we adore the Holy Eucharist. The Eucharist is often displayed in the church in a golden case called a **monstrance.** The faithful can come and pray before Jesus and adore Him.

Even when the Holy Eucharist is not exposed, it is always in the church in the **tabernacle.** You can go and pray before Jesus there. There is always a candle burning by the tabernacle to signify Jesus' presence.

The word Eucharist means "thanksgiving." When we celebrate the Eucharist at Mass, we give praise and thanksgiving to God. Through the power of the Holy Spirit, *we receive Christ's Body,* which was sacrificed for us as an offering to the Father for sins. CCC 1358.

In Holy Communion, we are united to Jesus, body and spirit.

This is why the Holy Eucharist is the greatest sacrament.

DISCUSSION QUESTION:

Why do you think the Holy Eucharist is often called the "Blessed Sacrament"?



THE BREAD OF LIFE DISCOURSE

Adapted from John 6:51-58

Jesus said to the crowds, "I am the living Bread that came down from Heaven; whoever eats this Bread will live forever; and the Bread that I will give for the life of the world is My Flesh."

The Jews argued, saying, "How can this man give us His Flesh to eat?" Jesus said to them, "Truly, truly, I say to you, unless you eat the Flesh of the Son of Man and drink His Blood, you will not have life in you. Whoever eats My Flesh and drinks My Blood has eternal life, and I will raise him up on the last day. My Flesh is true Food, and My Blood is true Drink. Whoever eats My Flesh and drinks My Blood remains in Me, and I remain in him. Just as the living Father sent Me and I have life because of the Father, whoever eats Me will have life because of Me. This is the Bread that came down from Heaven. Unlike your ancestors who ate and still died, whoever eats this Bread will live forever."

Social justice: faith in action

- Beatitude – Blessed are the Pure of Heart – As a class, participate in Eucharistic Adoration. If that is not possible, make a visit to the tabernacle in a church to worship Jesus.

Memory Work (Baltimore Catechism)

343. What is the Holy Eucharist?
The Holy Eucharist is a sacrament and a sacrifice. In the Holy Eucharist, under the appearances of bread and wine, the Lord Christ is contained, offered, and received.

351. Is Jesus Christ whole and entire both under the appearances of bread and under the appearances of wine?
Jesus Christ is whole and entire both under the appearances of bread and under the appearances of wine.

Chapter 15 Review ACTIVITY

1) Jesus instituted the Eucharist while celebrating the _Passover_ with His apostles at the Last Supper.

2) Jesus is the ___Lamb___ of God.

3) Bread and wine become the Body and Blood of Christ through the process we call _transubstantiation_.

4) The Holy Eucharist is often displayed in a _monstrance_ so we can adore Jesus.

5) The Holy Eucharist is always in the church, housed in the _tabernacle,_ identified by a lit candle.

6) What did many people do when Jesus told them they had to eat His Flesh and drink His Blood?
A) Became excited
B) Went to the Last Supper
C) Stopped following Him
D) Got baptized

7) At the Last Supper, what did Jesus change the bread into?
A) Fish
B) His Body
C) Gold
D) Wine

8) To whom did Jesus give the power of consecrating the Eucharist?
A) The apostles
B) The Jewish high priest
C) Only St. Peter
D) The Virgin Mary

9) Who has the power today, to call down the Holy Spirit on unleavened bread and pure grape wine, so that they become the Body and Blood of Christ?
A) Any baptized Catholic
B) Priests
C) Only the pope
D) No one

10) True/False: The Holy Eucharist truly is the Body and Blood of Christ.
A) True
B) False

CHAPTER 15 TAKE-HOME



This week in Religion Class . . .

Chapter title:
The Holy Eucharist

PLEASE REVIEW AT HOME:

Vocabulary:

- Eucharist – the Body and Blood of Jesus, given to us as food. At Mass, bread and wine become Jesus' Body and Blood.
- Transubstantiation – the changing of the substance of bread and wine into the Body and Blood of Christ at Mass
- Monstrance – the special gold case that the Eucharist is sometimes displayed in so we can adore Jesus

1. When did Jesus institute the Holy Eucharist? *At the Last Supper*
2. What do we call the process by which bread and wine become the Body and Blood of Jesus? *Transubstantiation*
3. Where is the Eucharist housed in the church? *The tabernacle*

Discussion Question:
Why do you think the Holy Eucharist is called the "Blessed Sacrament?"

Activity:
Find out when your parish will be having Adoration of the Blessed Sacrament and go to Adoration as a family. If there is no opportunity for Adoration, just spend some extra time together in church as a family, with Jesus.

God thinks you are worth dying for!

THE HOLY MASS

CHAPTER 16 OVERVIEW

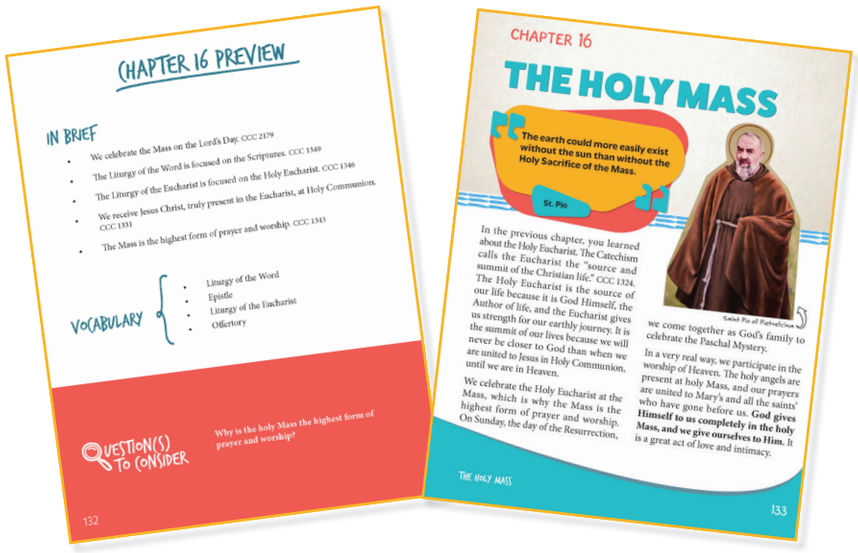

NOTES:

1. OBJECTIVE

- Students will recognize that the Holy Eucharist is celebrated at the Holy Mass. They will identify and describe the parts of the Mass, and will understand the obligation to go to Mass on Sundays and Holy Days of Obligation.

2. MATERIALS

- Adventure Catechism text
- Catholic Brain website with ability to show video
- Student religion picture journals
- Bible

3. PROCEDURE

- Open the lesson each day with prayer. You may choose the Come Holy Spirit prayer, asking the Holy Spirit to guide your lesson. Or, if you are learning a particular prayer as a class, this is an excellent time to practice and reinforce that. As the school year progresses, you may consider asking students to lead the prayer.
- **Be sure to close each day in prayer, as well, and encourage students to share with their families what they are learning.**

CHAPTER 16: 5-DAY LESSON PLAN

A. DAY ONE

NOTES:

- Introduce students to the Big Ideas for this chapter (the In Brief section of the chapter preview). Write the chapter's vocabulary words on the board.

- Read the chapter in the text as a class. Stop frequently to answer student questions and to check for comprehension. Highlight the vocabulary words when you read them, and be sure that students understand them.

- When you are finished reading the chapter, re-read the quote from the saint at the beginning of the chapter, and discuss what it means and how it relates to this week's topic.

- As you close in prayer today, begin by reading and discussing the Scripture passage in the text: 1Corinthians 11:23-26.

B. DAY TWO

- Begin by reviewing the Big Ideas from yesterday's lesson. Allow students to share what they remember and ask any questions they may have thought of.

- Watch the Adventure Catechism video "What is the Mass?"

https://www.catholicbrain.com/edu/videos/1054344/1/lesson-31---what-is-the-mass?

Ask the students a few questions to check for understanding, such as:


What Person is the Mass about? ***Jesus***


What are the two main parts the Mass is divided into? ***Liturgy of the Word and Liturgy of the Eucharist***


At Mass, which reading do we stand for? ***The Gospel***

NOTES:



What do the bread and wine become at the Mass? ***The Body and Blood of Christ – the Eucharist***

As time allows, do some of the activities on the Catholic Brain site connected to the video, such as the Memory Match, Fill in the Blank, Word Search and other printables, or the quiz.

C. DAY THREE

- Today, write the "Question to Consider" from the chapter on the board. Let students know that they should keep this question in mind as they re-read the chapter, and you will be discussing it later in the class.

- Guided Reading - Divide students into partners or small groups and have them re-read the chapter. This would be a wonderful activity to invite parent volunteers to help with, to read with the students and facilitate small group discussions.

When they finish reading, the students should discuss the "Question to Consider" in their groups, and each student should write a short answer to the question on a slip of paper or note card, which you may choose to use as an exit ticket for the class.

- After students have had a chance to discuss in their small groups, invite students to share their ideas, and facilitate a large-group discussion about the question.

- Before ending class today, students should copy the "Question to Consider" in their religion journals and write their response in it. They should use the response they wrote earlier in class as a starting point, but may revise it based on the class discussion.

D. DAY FOUR

NOTES:

- Today students will work in their religion picture journals. Begin the lesson, after prayer, by reviewing the Big Ideas, vocabulary, and "Question to Consider." Then, as a class, outline the chapter, highlighting important points. Write the outline on the board.

- Students should now, individually, write a summary of the chapter, using the outline you have created, in their religion journals and draw an image that represents the chapter. If time permits, allow students to share their summaries in small groups or as a large group.

E. DAY FIVE

- Students should complete the chapter review page at the end of the chapter.

- When students have completed the chapter review, correct it as a class. Be sure to check for any questions students may still have.

- Prayer Activity



Do some Bible reflection today. This will not be Lectio Divina, but a prayerful study. Look up the Mass readings for the upcoming Sunday's Mass. They can be found at the USCCB's website: https://bible.usccb.org/



Read through the readings together and discuss them. Hopefully this will help the students have a deeper experience of the Liturgy of the Word at the upcoming Sunday's Mass. Encourage them to make this a regular practice to prepare for Sunday Mass.



Be sure to close in prayer.

Encourage students to share with their families what they learned this week.

Bible story connections

- Malachi 1:11
- Luke 22:19-20
- 1 Corinthians 5:7B-8A

Catholic Brain Video Connections

- Adventure Catechism – What is the Mass?
- St. Pio

CHAPTER 16 PREVIEW

IN BRIEF

- We celebrate the Mass on the Lord's Day. CCC 2179
- The Liturgy of the Word is focused on the Scriptures. CCC 1349
- The Liturgy of the Eucharist is focused on the Holy Eucharist. CCC 1346
- We receive Jesus Christ, truly present in the Eucharist, at Holy Communion. CCC 1331
- The Mass is the highest form of prayer and worship. CCC 1343

VOCABULARY

- Liturgy of the Word
- Epistle
- Liturgy of the Eucharist
- Offertory

QUESTION(S) TO CONSIDER

Why is the holy Mass the highest form of prayer and worship?

132

CHAPTER 16

THE HOLY MASS

> **The earth could more easily exist without the sun than without the Holy Sacrifice of the Mass.**
>
> **St. Pio**



Saint Pio of Pietrelcina

In the previous chapter, you learned about the Holy Eucharist. The Catechism calls the Eucharist the "source and summit of the Christian life." CCC 1324. The Holy Eucharist is the source of our life because it is God Himself, the Author of life, and the Eucharist gives us strength for our earthly journey. It is the summit of our lives because we will never be closer to God than when we are united to Jesus in Holy Communion, until we are in Heaven.

We celebrate the Holy Eucharist at the Mass, which is why the Mass is the highest form of prayer and worship. On Sunday, the day of the Resurrection, we come together as God's family to celebrate the Paschal Mystery.

In a very real way, we participate in the worship of Heaven. The holy angels are present at holy Mass, and our prayers are united to Mary's and all the saints' who have gone before us. **God gives Himself to us completely in the holy Mass, and we give ourselves to Him.** It is a great act of love and intimacy.

Vocabulary

Mass – the perfect form of worship, where we hear readings from the Bible, offer sacrifice to God, and receive Jesus in Holy Communion

Vocabulary

Liturgy of the Word – the first half of the Mass, focused on the Bible

Epistle – a New Testament letter in the Bible

Gospels – the four books of the Bible that tell us about Jesus' life. The four Gospels are Matthew, Mark, Luke, and John.

The Mass is divided into two main parts:

the Liturgy of the Word, which is focused on the Scriptures, and the Liturgy of the Eucharist, which is directed toward the Holy Eucharist.



inside St. Stephen's Cathedral in Vienna, Austria during Mass



The Liturgy of the Word

During the Liturgy of the Word, we hear four readings from the Bible. The first reading is usually from the Old Testament and is related to the Gospel reading. Then we pray one of the Psalms from the Bible. The second reading is from a New Testament **epistle,** or letter. Finally, we all stand for the proclamation of the Gospel.

After the Gospel is proclaimed, the priest or deacon will give a homily, helping us to understand the Scriptures and apply them to our lives. Many of the prayers and songs of the Mass also come out of the Bible.

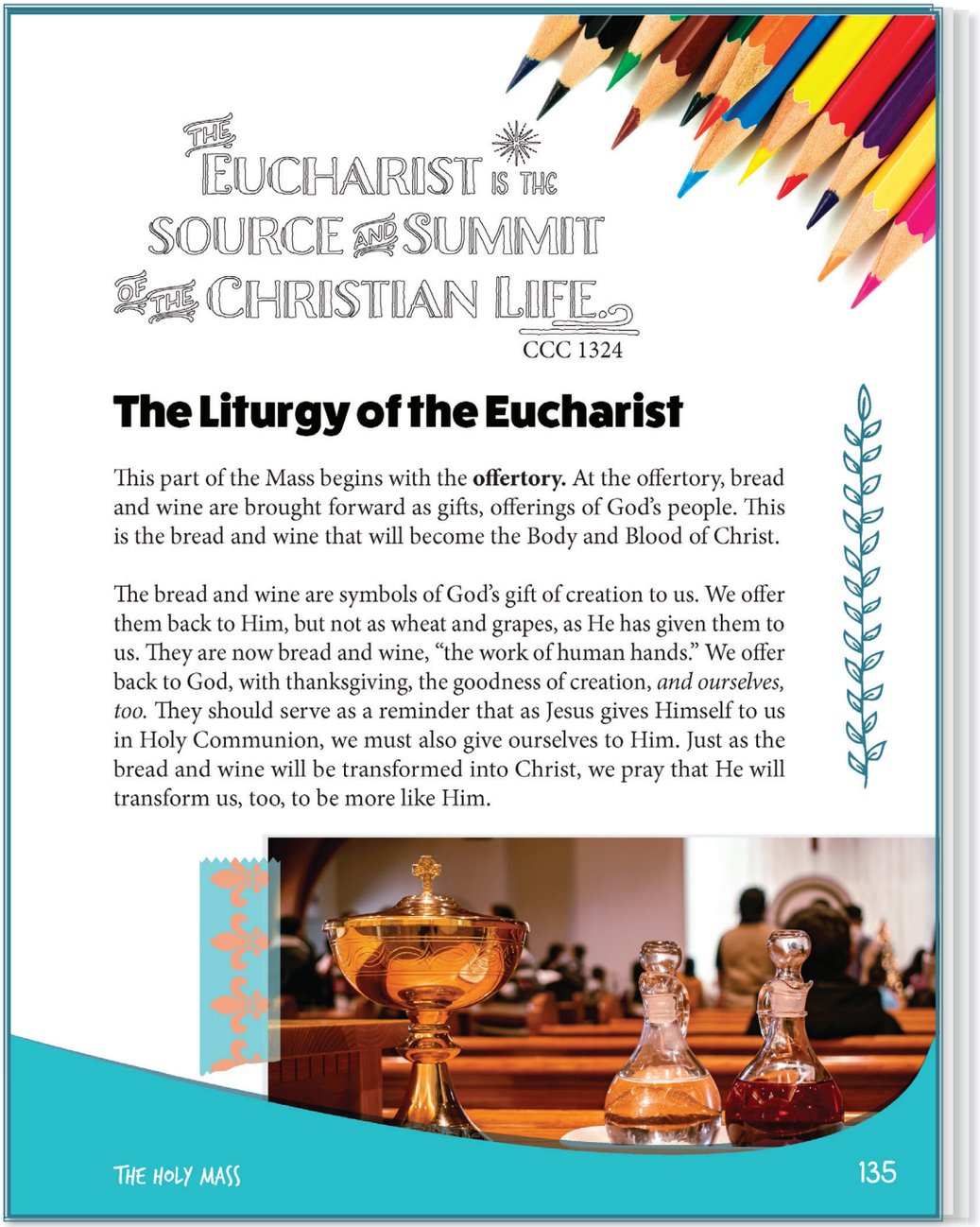

Vocabulary

Liturgy of the Eucharist – the second half of the Mass, focused on the Eucharist

Offertory – the part of the Mass when the bread and wine are brought forward. We make personal offerings during this part, too. We offer money, and we offer ourselves to God.

NOTES:





When the priest offers the Holy Eucharist, and it becomes the Body and Blood of Christ, he is leading us in offering Jesus' perfect sacrifice to the Father. CCC 1367. Jesus' sacrifice on the cross is the only thing that saves us from sin, so we offer His perfect sacrifice to God, and unite ourselves to it. The bread and wine are consecrated separately, as a sign that at Jesus' death, His Blood was separated from His Body.

But shortly before Holy Communion, the priest takes a small part of the Body of Christ and drops it into his chalice of the Precious Blood. This reuniting of the Body and Blood symbolizes Jesus' Resurrection. The priest does this very subtly, so you must pay close attention to notice it.

Then we receive Jesus in Holy Communion.

We are so closely united to Jesus at this time; we must not leave early. Mass is not over yet! This should be a time of deep prayer. At the end of Mass, the priest will send us forth, to share the great blessing we have received with the world.



Our Lady of Fatima Seminary Church, Erechim, Brazil



St. Thomas Catholic Church, Ann Arbor, MI, USA

The holy Mass is the work of the Holy Trinity, with the people of God. CCC 1083. God blesses us, and we give praise and thanksgiving to Him. Our gifts become Christ's sacrifice. The Holy Spirit comes upon them, and they become the Body and Blood of Jesus, the perfect sacrifice which the priest leads us in offering to the Father.

When we participate in the holy Mass, we take a step out of this world and into Heaven.

Discussion questions

Look at St. Pio's quote at the beginning of the chapter again. How is it true?

What can we do to get more out of the Mass?

Social justice: faith in action

- Spiritual Work of Mercy – Pray for the Living and the Dead – Ask Father if you can write some of the Prayers of the Faithful for an upcoming community Mass.

DISCUSSION QUESTION:

Why is the holy Mass the highest form of prayer and worship?



TRADITION OF THE INSTITUTION

Adapted from 1 Corinthians 11:23-26

I passed on to you what I received from the Lord Jesus, that on the night He was arrested, He took bread, gave thanks, broke it, and said, "This is My Body that is for you. Do this in remembrance of Me." In the same way He took the cup, after supper, saying, "This cup is the new covenant in My Blood. Do this in remembrance of Me." When you eat this Bread and drink the Cup, you proclaim the death of the Lord, until He comes again.

ACTIVITY

Chapter 16 Review

1) We celebrate the Holy Eucharist at the holy ___Mass___.

2) We all gather together for Mass on __Sunday__, the Lord's Day, because that is the day Jesus rose from the dead.

3) The Mass is divided into the Liturgy of the __Word___ and the Liturgy of the _Eucharist_.

4) We stand for the proclamation of the __Gospel__.

5) At the _offertory_, unleavened bread and pure grape wine are brought forward, which will become the Body and Blood of Christ.

6) Which part of the Bible is the first reading usually from at Mass?
A) The Old Testament
B) The Gospels
C) The Book of Revelation
D) The Epistles

7) What is an Epistle?
A) Unleavened bread
B) A vestment the priest wears
C) A letter in the Bible
D) A song that comes from the Old Testament

8) What do we receive in Holy Communion?
A) The praise of the community
B) The money from the collection
C) Food, to give to the poor
D) Jesus Christ

9) At Mass, who leads us in offering Jesus' perfect sacrifice to the Father?
A) Our parents
B) The Virgin Mary
C) The priest
D) The choir

10) True/False: The Mass is the highest form of prayer and worship.
A) True
B) False

Memory Work (Baltimore Catechism)

357. What is the Mass?
The Mass is the sacrifice of the New Law in which Christ, through the ministry of the priest, offers Himself to God in an unbloody manner under the appearances of bread and wine.

359. Who is the principal priest in every Mass?
The principal priest in every Mass is Jesus Christ, who offers to His heavenly Father, through the ministry of His ordained priest, His body and blood which were sacrificed on the cross.

CHAPTER 16 TAKE-HOME


CHAPTER 16

THE HOLY MASS

The earth could more easily exist without the sun than without the Holy Sacrifice of the Mass.

St. Pio

In the previous chapter, you learned about the Holy Eucharist. The Catechism calls the Eucharist the "source and summit of the Christian life" (CCC 1324). The Holy Eucharist is the source of our life because it is God Himself, the Author of life, and the Eucharist gives us strength for our earthly journey. It is the summit of our lives because we will never be closer to God than when we are united to Jesus in Holy Communion, until we are in Heaven.

We celebrate the Holy Eucharist at the Mass, which is why the Mass is the highest form of prayer and worship. On Sunday, the day of the Resurrection, we come together as God's family to celebrate the Paschal Mystery.

In a very real way we participate in the worship of Heaven. The holy angels are present at holy Mass, and our prayers are united to Mary's and all the saints' who have gone before us. **God gives Himself to us completely in the holy Mass, and we give ourselves to Him.** It is a great act of love and intimacy.

THE HOLY MASS

133

This week in Religion Class . . .

Chapter title:
The Holy Mass

PLEASE REVIEW AT HOME:

Vocabulary:
- Liturgy of the Word – the first half of the Mass, focused on the Bible
- Liturgy of the Eucharist – the second half of the Mass, focused on the Eucharist

1. What are the two main divisions of the Mass? *The Liturgy of the Word and the Liturgy of the Eucharist*
2. At what part of the Mass do we receive Jesus in the Holy Eucharist? *Holy Communion*
3. What should we offer to God along with the gifts at the offertory? *Ourselves*

Discussion Question:
Why is the holy Mass the highest form of prayer and worship?

Activity:
Look up the Scripture readings for this Sunday's Mass and read and discuss them together before Mass. The readings can be found at: **https://bible.usccb.org/daily-bible-reading**

God thinks you are worth dying for!

RECONCILIATION



CHAPTER 17 OVERVIEW

NOTES:

1. OBJECTIVE

- Students will understand the effects of the Sacrament of Reconciliation and the importance of receiving this sacrament often. They will explain the basic elements of the sacrament and demonstrate a knowledge of how to examine their consciences.

2. MATERIALS

- Adventure Catechism text
- Catholic Brain website with ability to show video
- Student religion picture journals
- Examination of Conscience sheet (included)

3. PROCEDURE

- Open the lesson each day with prayer. You may choose the Come Holy Spirit prayer, asking the Holy Spirit to guide your lesson. Or, if you are learning a particular prayer as a class, this is an excellent time to practice and reinforce that. As the school year progresses, you may consider asking students to lead the prayer.
- **Be sure to close each day in prayer, as well, and encourage students to share with their families what they are learning.**

CHAPTER 17: 5-DAY LESSON PLAN

NOTES:

A. DAY ONE

- Introduce students to the Big Ideas for this chapter (the In Brief section of the chapter preview). Write the chapter's vocabulary words on the board.

- Read the chapter in the text as a class. Stop frequently to answer student questions and to check for comprehension. Highlight the vocabulary words when you read them, and be sure that students understand them.

- When you are finished reading the chapter, re-read the quote from the saint at the beginning of the chapter, and discuss what it means and how it relates to this week's topic.

- As you close in prayer today, begin by reading and discussing the Scripture passage in the text: Psalm 51:1-2, 10-12.

B. DAY TWO

- Begin by reviewing the Big Ideas from yesterday's lesson. Allow students to share what they remember and ask any questions they may have thought of.

- Watch the Adventure Catechism video "What is Confession?"

https://www.catholicbrain.com/edu/videos/957354/1/lesson-19---what-is-confession?

Ask the students a few questions to check for understanding, such as:


What do we confess in Confession? ***Our sins***


What can we use to help us examine our conscience? ***The Ten Commandments***


Whom do we confess our sins to, in the Sacrament of Confession? ***A priest***

NOTES:

 What does God do, when we come to Confession? ***Forgives us***

- As time allows, do some of the activities on the Catholic Brain site connected to the video, such as the Memory Match, Fill in the Blank, Word Search and other printables, or the quiz.

C. DAY THREE

- Today, write the "Question to Consider" from the chapter on the board. Let students know that they should keep this question in mind as they re-read the chapter, and you will be discussing it later in the class.

- Guided Reading - Divide students into partners or small groups and have them re-read the chapter. This would be a wonderful activity to invite parent volunteers to help with, to read with the students and facilitate small group discussions.

When they finish reading, the students should discuss the "Question to Consider" in their groups, and each student should write a short answer to the question on a slip of paper or note card, which you may choose to use as an exit ticket for the class.

- After students have had a chance to discuss in their small groups, invite students to share their ideas, and facilitate a large-group discussion about the question.

- Before ending class today, students should copy the "Question to Consider" in their religion journals and write their response in it. They should use the response they wrote earlier in class as a starting point, but may revise it based on the class discussion.

NOTES:

D. DAY FOUR

- Today students will work in their religion picture journals. Begin the lesson, after prayer, by reviewing the Big Ideas, vocabulary, and "Question to Consider." Then, as a class, outline the chapter, highlighting important points. Write the outline on the board.

- Students should now, individually, write a summary of the chapter, using the outline you have created, in their religion journals and draw an image that represents the chapter. If time permits, allow students to share their summaries in small groups or as a large group.

E. DAY FIVE

- Students should complete the chapter review page at the end of the chapter.

- When students have completed the chapter review, correct it as a class. Be sure to check for any questions students may still have.

- Prayer Activity



Students will practice making an Examination of Conscience. Teach them that this process is used for reflection before the Sacrament of Reconciliation, to help them know what to confess. Use the attached Examination of Conscience for children, based on the Ten Commandments, to guide them through some reflection. Close by praying the Act of Contrition.

Encourage students to share with their families what they learned this week.

EXAMINATION OF CONSCIENCE BASED ON THE TEN COMMANDMENTS

First Commandment:
I am the Lord your God. You shall not have false gods.
Have I…

- Disobeyed the precepts of the Church?
- Treated holy things with disrespect?
- Made anything or anyone more important than God in my life?
- Prayed regularly?

Second Commandment:
You shall not take the Name of the Lord in vain.
Have I…

- Used the Name of God inappropriately?
- Knowingly watched shows, listened to music, or read things that treated God or holy things with disrespect?
- Used foul language?

Third Commandment:
Remember to keep the Lord's Day holy.
Have I…

- Missed Mass on Sundays or Holy Days through my own fault?
- Paid attention and been respectful in church?

Fourth Commandment:
Honor your father and mother.
Have I…

- Obeyed my parents?
- Talked back to, or spoken badly about, my parents?
- Obeyed my teachers?
- Set a good example for my brothers and sisters?

Fifth Commandment:
You shall not kill.
Have I…

- Intentionally hurt someone?
- Bullied or made fun of someone?
- Tried to get revenge on someone?
- Seriously risked my own safety?
- Encouraged another person to sin?

Sixth Commandment:
You shall not commit adultery.
Have I…
- Watched anything on television, the Internet, or in print that was inappropriate?
- Dressed inappropriately?

Seventh Commandment:
You shall not steal.
Have I…
- Stolen anything?
- Been generous?
- Broken anything that did not belong to me and not been willing to make amends?

Eighth Commandment:
You shall not bear false witness.
Have I…
- Lied?
- Talked about someone behind their back?
- Cheated in school?

Ninth and Tenth Commandments:
You shall not covet your neighbor's wife or husband.
You shall not covet your neighbor's things.
Have I…
- Intentionally focused on inappropriate thoughts?
- Intentionally desired something that belongs to someone else?

CHAPTER 17 PREVIEW

IN BRIEF

- On Easter night, Jesus gave the apostles the power to forgive sins. CCC 1442
- Sins committed after Baptism are forgiven in Reconciliation. CCC 1422
- We must have contrition for our sins. CCC 1451
- We must confess all mortal sins. CCC 1456
- The priest will give us a penance and absolve us of our sins. CCC 1424, 1459

VOCABULARY

- Actual Sin
- Conversion
- Repent
- Reconciliation
- Contrition
- Penance
- Absolution

QUESTION(S) TO CONSIDER

Why is it important to go to Confession often?

140

Bible story connections

- Luke 15
- Luke 18:9-14
- John 20:19-23

Catholic Brain Video Connections

- Adventure Catechism – What is Confession?
- Adventure Catechism – How to Make a Good Confession
- Adventure Catechism – What is Penance?
- Adventure Catechism – What is the Act of Contrition?
- St. John Paul II

Vocabulary

Actual Sin – personal sin, that we ourselves commit

CHAPTER 17

RECONCILIATION

> Confession is an act of honesty and courage – an act of entrusting ourselves to the mercy of a loving and forgiving God.
>
> -Pope St. John Paul II



Saint John Paul II was the 264th pope.

You know that sin is an offense against God. When we disobey one of God's laws, we choose something else apart from Him and reject His love. But Jesus died for our sins so that we could be with God forever, in perfect love and happiness in Heaven.

When we are baptized, we are freed from Original Sin and any **actual sin** we may have committed. Actual sin refers to those sins that we freely choose to commit ourselves. But what about sins that we commit after our Baptism? How do we receive God's forgiveness for those sins?



During His earthly life, Jesus called sinners to **conversion,** to change their lives and return to their Father. He often told the people,

"Repent; the Kingdom of God is at hand."

Matthew 4:17

Remember that the Catholic Church is the Kingdom of God on earth. We cannot earn God's forgiveness; Jesus gave His life freely for our sins. But we do still have to **repent.** To repent means to turn away from sin and turn back to God.

Sacramentally, we repent in **Reconciliation,** through which the Church has been given the power to forgive sins. CCC 986. On the night of the first Easter, when Jesus rose from the dead, He appeared to the apostles, breathed on them, and said, "Receive the Holy Spirit. Whoever's sins you forgive are forgiven them, and whoever's sins you retain are retained" (John 20:22-23).

Jesus was giving the apostles a power from the Holy Spirit, the power to forgive sins in His Name. Through their ordination, this power has been passed on to every Catholic priest. When we come to the Sacrament of Reconciliation, all of our sins are forgiven.

Vocabulary

Conversion – a change of life and coming to God

Repent – to turn away from sin

Reconciliation – the sacrament in which we have all of our sins forgiven through confessing them to a priest

Vocabulary

Contrition – sorrow for our sins

Purpose of Amendment – our serious intention to avoid sin in the future

Reconciliation, also called Confession or Penance, is a sacrament of conversion because through it, we participate sacramentally in Jesus' call to conversion. In this sacrament, we return to God the Father, Whom we walk away from when we sin. Reconciliation is a sort of second conversion. When we were baptized, we became children of God, and throughout our lives, we are called to follow God and become more and more like Christ. That is continual conversion. Regular reception of the Sacrament of Reconciliation is a big part of that.





When we come to Reconciliation, we must have **contrition.** CCC 1451. Contrition is sorrow for our sins; it is a necessary part of coming to God for forgiveness. It also includes a purpose of amendment. To amend something means to change it for the better. We must have the intention of changing for the better by avoiding sin in the future. The grace we receive from the Sacrament of Reconciliation helps us do that.

We confess our sins to the priest. Which sins do we confess? We must confess mortal sins. Mortal sins are very serious sins, such as intentionally skipping Sunday Mass without a valid reason, or purposely hurting another person in a serious way. They have the power to completely separate us from God. They destroy the life of grace and charity in our souls. Unrepented mortal sin even leads people to hell, so it is very important to be freed from them in the Sacrament of Reconciliation. In fact, ***if we have committed any mortal sins, we must confess them in the Sacrament of Reconciliation before we can receive Holy Communion again.***



Vocabulary

Confession – another name for Reconciliation; the act of confessing our sins to a priest in the Sacrament of Reconciliation

Mortal Sin – serious sin that we freely choose; it can keep us out of Heaven

Hell – eternal separation from God after death, for those who have rejected His love and the gift of salvation

Vocabulary

Venial Sin – less serious sin; it does not kill grace in our souls, but it wounds us

We must confess any unconfessed mortal sins we know of – what we did, how many times, and any circumstances that make them more or less serious. Do not worry about forgetting a sin; it is still forgiven. But it is very important not to intentionally hide a mortal sin; that itself is seriously sinful.

But hopefully, we won't have mortal sins. Venial sins are less serious; they don't separate us from God, but they still wound us. All sin harms our relationship with God and with each other. Confession reconciles us with God and with the Church. Although we are not strictly obligated to confess all our venial sins, it is helpful for us, and we can benefit more from the grace of the sacrament, especially in overcoming those particular sins. The important thing is to honestly confess our sins in Reconciliation often.





Did you know that the priest cannot tell anyone what he learns in Confession? That is called the sacramental ***seal of Confession.*** The priest may not even tell the police if someone confesses committing a crime.

None of us should divulge secrets that might harm another person's reputation, unless it is absolutely necessary, and many professions have privileged confidence, such as lawyers and doctors.

But it is even more important for a priest. That is because the priest is not there representing himself; he is standing in the place of Christ, for the sole purpose of reconciling the sinner to God, through the forgiveness of sins.



Vocabulary

Seal of Confession – the duty of the priest not to tell anyone what he hears in Confession, not even the police

Discussion questions

Why is the seal of Confession important?

Vocabulary

Penance – prayer or other offering we make to God for our sins; also another name for the Sacrament of Reconciliation

Absolution – the forgiveness of sins we receive through the priest in the Sacrament of Reconciliation

Discussion questions

Why is our penance an important part of Reconciliation?



The priest will give us a **penance.** A penance is usually a prayer, sacrifice, or good work, which we offer to God. In justice, we should make an offering of something good to God for our sins. We can never "repay" God for our sins (Jesus already paid for them on the cross), but as a loving Father, He accepts our offerings. The penance is also medicine for our souls. Sin damages us; our penance is one of the things that helps us to heal.

After we accept our penance, the priest will give us **absolution.** To absolve someone means ***to set them free.*** Sin makes us slaves; the Sacrament of Reconciliation sets us free. Because of his ordination, the priest can act in the Person of Christ to absolve us of our sins.



After receiving the sacrament, we should offer God our penance and our sincere thanks for granting us such a wonderful sacrament, and for freeing us from our sins.

DISCUSSION QUESTION:

Why is it important to go to Confession often?



A PLEA FOR MERCY

Adapted from Psalm 51:1-2, 10-12

Have mercy on me, God, in Your goodness;
in Your great compassion, blot out my offense.
Wash away my guilt, and cleanse me from my sin.
Create a clean heart in me, O God,
and put a new spirit within me.
Do not cast me from Your presence,
and do not take Your Holy Spirit from me.
Restore me to the joy of Your salvation,
and strengthen me with a willing spirit.

Social justice: faith in action

- Spiritual Work of Mercy – Counsel the Doubtful – Write a letter to someone inviting them to join you for sacramental Confession. Give the person the letter or invite them in person.

Memory Work (Baltimore Catechism)

379. What is the Sacrament of Penance (Reconciliation)?
Penance is the sacrament by which sins committed after Baptism are forgiven through the absolution of the priest.

381. With what words does the priest forgive sins?
The priest forgives sins with the words: "I absolve you from your sins in the name of the Father, and of the Son, and of the Holy Spirit. Amen."

Chapter 17 Review ACTIVITY

1) Sins committed after Baptism are forgiven in the Sacrament of _Reconciliation_.

2) __Actual__ sins are sins that we commit ourselves.

3) We must __repent__ of our sins and turn away from them.

4) _Contrition_, which is sorrow for sin, is an essential part of the Sacrament of Reconciliation.

5) After confessing our sins, we will receive _Absolution_, which sets us free from them.

6) To whom do we confess our sins in the Sacrament of Reconciliation?
A) A priest
B) Our parents
C) The police
D) Jesus alone, in private

7) To whom did Jesus give the power to forgive sins in His Name, the night of the first Easter?
A) The Virgin Mary
B) Mary Magdalene
C) The apostles
D) The priests of the Jewish Temple

8) What will the priest give us, to offer to God?
A) Some money
B) A penance
C) Incense
D) All of the above

9) Confession reconciles us with God and the _____.
A) State
B) Church
C) People we owe money to
D) None of the above

10) True/False: It is okay to intentionally hide a mortal sin from the priest in Confession if it is embarrassing.
A) True
B) False

CHAPTER 17 TAKE-HOME



This week in Religion Class . . .

Chapter title:
Reconciliation

PLEASE REVIEW AT HOME:

Vocabulary:

- Conversion – a change of life and coming to God
- Repent – to turn away from sin
- Contrition – sorrow for our sins
- Penance – prayer or other offering we make to God for our sins; also another name for the Sacrament of Reconciliation
- Absolution – the forgiveness of sins we receive through the priest in the Sacrament of Reconciliation

1. Who gave us the Sacrament of Reconciliation? *Jesus*
2. Which sins cannot be forgiven, even in Confession? *None – all sins can be forgiven*
3. Whom can a priest tell what he hears in Confession? *No one*

Discussion Question:
Why is it important to go to Confession often?

Activity/Family Bible Time:
Go to Confession as a family. Family members that have not received the sacrament yet should still join everyone in the church and pray. Afterward, go out to dinner or for some other treat to celebrate.

God thinks you are worth dying for!

SACRAMENTS OF SERVICE

CHAPTER 18 OVERVIEW



NOTES:

1. OBJECTIVE

- Students will identify Holy Matrimony and Holy Orders as Sacraments of Service. They will understand the duties of people who receive these sacraments, and will define the domestic church and acting *in Persona Christi*. Students will recognize that marriage and religious vocations are calls from God.

2. MATERIALS

- Adventure Catechism text
- Catholic Brain website with ability to show video
- Student religion picture journals

3. PROCEDURE

- Open the lesson each day with prayer. You may choose the Come Holy Spirit prayer, asking the Holy Spirit to guide your lesson. Or, if you are learning a particular prayer as a class, this is an excellent time to practice and reinforce that. As the school year progresses, you may consider asking students to lead the prayer.
- **Be sure to close each day in prayer, as well, and encourage students to share with their families what they are learning.**

CHAPTER 18: 5-DAY LESSON PLAN

NOTES:

A. DAY ONE

- Introduce students to the Big Ideas for this chapter (the In Brief section of the chapter preview). Write the chapter's vocabulary words on the board.

- Read the chapter in the text as a class. Stop frequently to answer student questions and to check for comprehension. Highlight the vocabulary words when you read them, and be sure that students understand them.

- When you are finished reading the chapter, re-read the quote from the saint at the beginning of the chapter, and discuss what it means and how it relates to this week's topic.

- As you close in prayer today, begin by reading and discussing the Scripture passage in the text: Mark 10:6-9.

B. DAY TWO

- Begin by reviewing the Big Ideas from yesterday's lesson. Allow students to share what they remember and ask any questions they may have thought of.

- Watch the Adventure Catechism video "What is Matrimony?" **https://www.catholicbrain.com/edu/videos/978174/1/lesson-26---what-is-matrimony?**

Ask the students a few questions to check for understanding, such as:

 Who created Matrimony? ***God***

 How long is Matrimony for? ***For life***

 Does God call all people to get married? ***No***

- Also watch the Adventure Catechism video, "What is the Sacrament of Holy Orders?" **https://www.catholicbrain.com/edu/videos/1022344/1/lesson-27---what-is-the-sacrament-of-holy-orders?**

NOTES:

Ask the students a few questions to check for understanding, such as:

- Who did Jesus make the first leaders in His Church? ***The apostles***
- Where does the Church exist today? ***All over the world***
- Who has the role of the apostles in the Church today? ***Bishops***
- Who work with the bishops, called by God to serve as leaders in the Church and representatives of Jesus? ***Priests***
- In what sacrament does a man become a bishop, priest, or deacon? ***Holy Orders***

As time allows, do some of the activities on the Catholic Brain site connected to the video, such as the Memory Match, Fill in the Blank, Word Search and other printables, or the quiz.

C. DAY THREE

- Today, write the "Question to Consider" from the chapter on the board. Let students know that they should keep this question in mind as they re-read the chapter, and you will be discussing it later in the class.

- Guided Reading - Divide students into partners or small groups and have them re-read the chapter. This would be a wonderful activity to invite parent volunteers to help with, to read with the students and facilitate small group discussions.

When they finish reading, the students should discuss the "Question to Consider" in their groups, and each student should write a short answer to the question on a slip of paper or note card, which you may choose to use as an exit ticket for the class.

- After students have had a chance to discuss in their small groups, invite students to share their ideas, and facilitate a large-group discussion about the question.

- Before ending class today, students should copy the "Question to Consider" in their religion journals and write their response in it. They should use the response they wrote earlier in class as a starting point, but may revise it based on the class discussion.

D. DAY FOUR

NOTES:

- Today students will work in their religion picture journals. Begin the lesson, after prayer, by reviewing the Big Ideas, vocabulary, and "Question to Consider." Then, as a class, outline the chapter, highlighting important points. Write the outline on the board.

- Students should now, individually, write a summary of the chapter, using the outline you have created, in their religion journals and draw an image that represents the chapter. If time permits, allow students to share their summaries in small groups or as a large group.

E. DAY FIVE

- Students should complete the chapter review page at the end of the chapter.

- When students have completed the chapter review, correct it as a class. Be sure to check for any questions students may still have.

- Activity



If possible, invite a priest to come to your class. Ask him to share his vocation story and his experiences and reflections regarding the priesthood. Prepare students by encouraging them to write down some questions they have that they would like to ask a priest. At the end of the session, ask the priest to lead you in prayer. If you cannot get a priest, but you can get a sister or a deacon, that would also be good.



If you are not able to have a guest come to your class, lead the students in intercessory prayer, praying for each other's needs. You can choose to use the form that is used at Mass (announcing each intention and responding, "Lord, hear our prayer") or any other form that works with your group. Be sure to include prayers for our priests and religious, and prayers for religious vocations, as well as holy families. Stress with the students how important those intentions are for us to be praying for.



Note: It would be fine to invite a married couple, as well, but students are probably more familiar with the married life than the religious life.

Encourage students to share with their families what they learned this week.

Bible story connections
- Mark 10:2-9
- Romans 15:15-16
- Titus 1:7-9

Catholic Brain Video Connections
- Adventure Catechism – What is the Sacrament of Holy Orders?
- Adventure Catechism – What is Matrimony?
- Adventure Catechism – What is the Domestic Church?

CHAPTER 18 PREVIEW

IN BRIEF

- A Catholic family should be a "domestic church." CCC 1656
- Holy Matrimony is a sign of Christ's marriage with the Church. CCC 1617
- A man becomes a priest through the Sacrament of Holy Orders. CCC 1536
- Priests can act *in Persona Christi.* CCC 1548
- There are beautiful religious vocations for women. CCC 924

VOCABULARY

- Vocation
- Holy Matrimony
- Domestic Church
- Holy Orders
- Deacon
- Bishop

QUESTION(S) TO CONSIDER

Why do you think God calls people to different vocations?

150

CHAPTER 18

SACRAMENTS OF SERVICE

God has a plan for each person.



God's plan for us is our **vocation.** It is the way He calls us to build up His Kingdom on earth, to be happy and holy, and eventually, to be with Him in Heaven.

There are two sacraments that provide special graces for particular vocations: Holy Matrimony and Holy Orders.





Vocabulary
Vocation – a call from God

Vocabulary

Holy Matrimony – the sacrament of marriage, between one man and one woman for life

Domestic Church – a Christian family, where God is known, loved, and served, and His love is shared

Holy Matrimony

Holy Matrimony is the Catholic sacrament of marriage.



Marriage and the family are very important to God. God first gave marriage to the human race with our first parents, Adam and Eve. The blessing of marriage was not lost through Original Sin. Jesus raised marriage to the dignity of a sacrament.

In the Sacrament of Holy Matrimony, a man and a woman make a covenant with each other. The husband gives himself completely to his wife, and the wife gives herself completely to her husband. This covenant relationship forms a family, which is now ready to receive children as blessings from God.



God has given us the family as the way His children should come into the world. A Catholic family is meant to be a **"domestic church."** The word domestic means "home," and a Catholic home should be a place where God is known and worshiped, where His love is shared, and where members of the family can grow in holiness.

A Catholic family should be an image of the Holy Trinity.





The husband and wife have equal dignity as children of God, and their love brings forth new children, who also have dignity as children of God. A Catholic family should reflect the life-giving love of the Holy Trinity.

A Catholic marriage is also supposed to be a sign of Christ's marriage to the Church. CCC 1617. Remember that Jesus performed His first public miracle at a wedding feast, in Cana. Jesus also referred to Himself as a Groom.



NOTES:

Discussion questions

What can we do to help our families be domestic churches?

Once, Jesus was asked why His disciples did not fast. His response was,

"The wedding guests do not fast as long as the Bridegroom is with them. The days will come when the Bridegroom is taken away from them, and then they will fast."

Matthew 9:14-15





Christ gave Himself completely to the Church, laying down His life for us. And we, the Church, receive Him and offer ourselves to Him, freely in love. Catholic marriages should be a sign of this reality to the world.



Holy Orders

Some men are called to represent Jesus the Groom in a very special way. They do not marry one woman; like Jesus, they give themselves to the Church. These men are priests. A man becomes a priest through the Sacrament of Holy Orders.

When a man is ordained to the priesthood, he receives a very special gift from the Holy Spirit to act *in Persona Christi.* CCC 1548.

This means that the priest gives himself to Christ for Christ to act through him by doing things the rest of us cannot.

For example, a priest can consecrate the Eucharist, calling down the Holy Spirit on bread and wine to become the Body and Blood of Christ. ***Only a priest can absolve from sin in the Sacrament of Reconciliation.*** Although all of us should spread the Word of God, priests are specifically called to preach the Gospel.

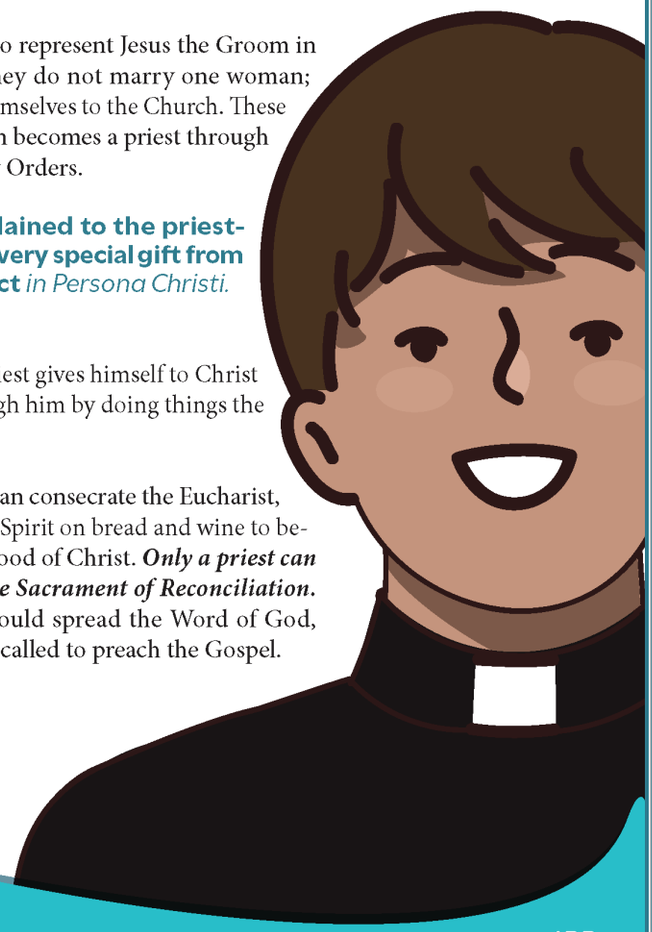

Vocabulary

Holy Orders – the sacrament in which a man is set apart for a special ministry in the Church, as a deacon, priest, or bishop

Priest – a man who receives special gifts from God to act in the place of Jesus and serve the Church

in Persona Christi – Latin phrase meaning "in the Person of Christ." Jesus Himself acts through His priests, especially when they consecrate the Eucharist or absolve from sin

Vocabulary

Deacon – one of the degrees of the Sacrament of Holy Orders; a servant of the diocese who can perform some liturgical actions and usually is involved in charitable works

Holy Orders: Bishops and Deacons

Besides the priesthood, some men receive Holy Orders to become **deacons** or **bishops**. A deacon is a servant of the Church. He cannot act *in Persona Christi,* like a priest can, but deacons are given special responsibilities in the Church, under the authority of their bishop. They often help priests with the running of a parish, or teach religious education.



^ A bishop is the usual minister of the Sacrament of Confirmation.



Deacons assist the priest at the liturgy; they may even preach at Mass, although they cannot consecrate the Eucharist. And they perform the service of charity, such as distributing food and clothing to the poor. In fact, deacons were first selected to administer the Church's ministry of charity to those in need (Acts 6:1-7).







A bishop is a priest who is called to oversee a diocese. The bishops are the successors of the apostles, and each is a visible source of unity for his diocese. Bishops remain priests, but instead of running a parish, they are responsible for a group of parishes in an area. Bishops also have the power to ordain new men to the priesthood.

There are wonderful religious vocations for women, as well. **Many women are called to be religious sisters.** Just as priests represent the divine Groom in a unique way, sisters represent the Bride. They are called to marry Jesus in a very special way, and they are a sign for the world of what our relationship with God should be like, and that He has called all of us to something beyond this world.

Vocabulary

Bishop – the head of a diocese; its chief shepherd; a successor of the apostles

Discussion questions

How can we discern what God is calling us to?

Social justice: faith in action

• Beatitude – Blessed are the Pure of Heart – Show gratitude by thanking your priest, either with cards or some other show of appreciation. You may also do the same for your parents.

DISCUSSION QUESTION:

Why do you think God calls people to different vocations?



MARRIAGE AND DIVORCE

Adapted from Mark 10:6-9

Jesus said, "From the beginning of creation, God made them male and female. For this reason, a man shall leave his father and mother and be joined to his wife, and the two shall become one. They are no longer two, but one. Therefore, what God has joined together, no man must pull apart."

158

SACRAMENTS OF SERVICE

ACTIVITY

Chapter 18 Review

1) A _vocation_ is a call from God.

2) Holy _Matrimony_ is the sacrament of marriage.

3) A Catholic family is meant to be a "_domestic_ church."

4) A man becomes a priest in the Sacrament of Holy __Orders__.

5) The head of a diocese is a __bishop__.

6) Catholic marriages should be a sign of what, to the world?
A) Christ's marriage to the Church
B) That Catholics never sin
C) That everyone should get married
D) The marriage of Adam and Eve

7) Through their ordination, priests have the power to act _____.
A) *in Persona Christi*
B) in absentia
C) incognito
D) in the Church

8) Which can a deacon not do?
A) Help a priest run a parish
B) Teach religious education
C) Preach at Mass
D) Consecrate the Eucharist

9) What kind of sacraments are Holy Matrimony and Holy Orders?
A) Sacraments of Initiation
B) Sacraments of Healing
C) Sacraments of Service
D) They are not sacraments

10) True/False: Only men are called to religious vocations.
A) True
B) False

Memory Work (Baltimore Catechism)

454. What are the chief supernatural powers of the priest?
The chief supernatural powers of the priest are: to change bread and wine into the Body and Blood of Christ in the Holy Sacrifice of the Mass, and to forgive sins in the Sacrament of Penance.

458. What are the chief duties of husband and wife in the married state?
The chief duties of husband and wife in the married state are to be faithful to each other, and to provide in every way for the welfare of the children God may give them.

CHAPTER 18 TAKE-HOME



This week in Religion Class . . .

Chapter title:
Sacraments of Service

PLEASE REVIEW AT HOME:

Vocabulary:
- Vocation – a call from God
- Domestic Church – a Christian family, where God is known, loved, and served, and His love is shared
- Holy Orders – the sacrament in which a man is set apart for a special ministry in the Church, as a deacon, priest, or bishop

1. What is the sacrament of marriage? *Holy Matrimony*
2. What are some things only a priest can do? *Two of the most prominent are: consecrate the Eucharist and absolve from sin.*
3. Who is the overseer of a diocese, and a successor of the apostles? *A bishop*

Discussion Question:
Why do you think God calls people to different vocations?

Activity/Family Prayer Time:
Discernment is so important, asking God what His plan for us is. And it is so important for parents to support their children's vocations. Every day this week, pray as a family for God to show the children what their vocations are. Remember, God works in His own time, and the process of discernment often takes years.

God thinks you are worth dying for!

MAKING GOOD CHOICES

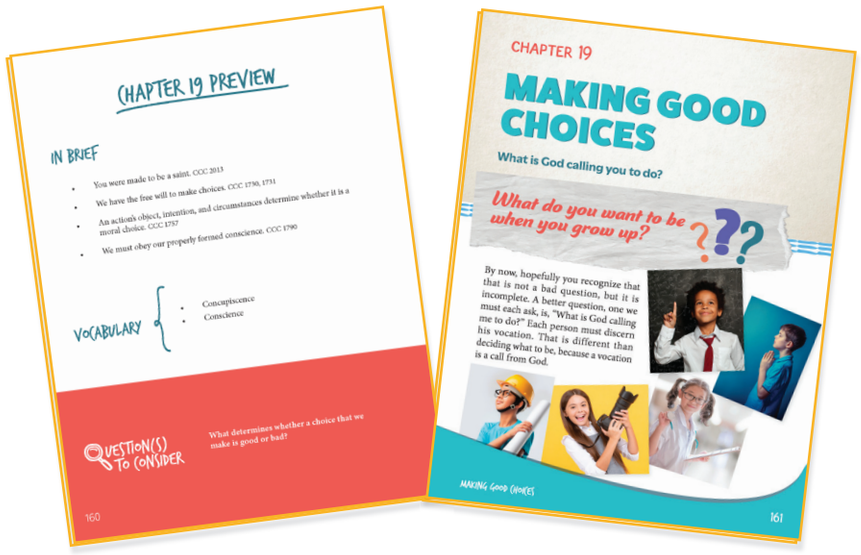

CHAPTER 19 OVERVIEW

NOTES:

1. OBJECTIVE

- Students will identify and define the three elements that determine the morality of a choice: the object, intention, and circumstances. They will recognize that good intentions cannot make an objectively immoral act good. Students will also understand the importance of concupiscence and conscience to our moral lives.

2. MATERIALS

- Adventure Catechism text
- Catholic Brain website with ability to show video
- Student religion picture journals

3. PROCEDURE

- Open the lesson each day with prayer. You may choose the Come Holy Spirit prayer, asking the Holy Spirit to guide your lesson. Or, if you are learning a particular prayer as a class, this is an excellent time to practice and reinforce that. As the school year progresses, you may consider asking students to lead the prayer.
- **Be sure to close each day in prayer, as well, and encourage students to share with their families what they are learning.**

CHAPTER 19: 5-DAY LESSON PLAN

NOTES:

A. DAY ONE

- Introduce students to the Big Ideas for this chapter (the In Brief section of the chapter preview). Write the chapter's vocabulary words on the board.

- Read the chapter in the text as a class. Stop frequently to answer student questions and to check for comprehension. Highlight the vocabulary words when you read them, and be sure that students understand them.

- When you are finished reading the chapter, re-read the quote from the saint at the beginning of the chapter, and discuss what it means and how it relates to this week's topic.

- As you close in prayer today, begin by reading and discussing the Scripture passage in the text: Matthew 6:1-6.

B. DAY TWO

- Begin by reviewing the Big Ideas from yesterday's lesson. Allow students to share what they remember and ask any questions they may have thought of.

- Watch Carlos Caterpillar video, "Cheater Critters:"

https://www.catholicbrain.com/edu/videos/5638/1/cc10-cheater-critters

Ask the students a few questions to check for understanding, such as:



Why were Carlos and Antonio surprised that Sluggy and Weevil got such good grades? ***They never study.***



How did Sluggy and Weevil do so well on their tests? ***They cheated.***



Did Carlos know cheating was wrong the first time he did it? How do you know? ***Yes – he threatened to tell on Sluggy and Weevil.***

NOTES:

- Why was Carlos tempted to cheat? ***He didn't study – he spent his time playing video games.***
- True/False: In the end, Carlos was sorry he cheated. ***True***

Note: At about minute 6, the slug calls the weevil some pretty nasty names. You may want to preview the video and mute that part.

C. DAY THREE

- Today, write the "Question to Consider" from the chapter on the board. Let students know that they should keep this question in mind as they re-read the chapter, and you will be discussing it later in the class.

- Guided Reading - Divide students into partners or small groups and have them re-read the chapter. This would be a wonderful activity to invite parent volunteers to help with, to read with the students and facilitate small group discussions.

When they finish reading, the students should discuss the "Question to Consider" in their groups, and each student should write a short answer to the question on a slip of paper or note card, which you may choose to use as an exit ticket for the class.

- After students have had a chance to discuss in their small groups, invite students to share their ideas, and facilitate a large-group discussion about the question.

- Before ending class today, students should copy the "Question to Consider" in their religion journals and write their response in it. They should use the response they wrote earlier in class as a starting point, but may revise it based on the class discussion.

NOTES:

D. DAY FOUR

- Today students will work in their religion picture journals. Begin the lesson, after prayer, by reviewing the Big Ideas, vocabulary, and "Question to Consider." Then, as a class, outline the chapter, highlighting important points. Write the outline on the board.

- Students should now, individually, write a summary of the chapter, using the outline you have created, in their religion journals and draw an image that represents the chapter. If time permits, allow students to share their summaries in small groups or as a large group.

E. DAY FIVE

- Students should complete the chapter review page at the end of the chapter.

- When students have completed the chapter review, correct it as a class. Be sure to check for any questions students may still have.

- Prayer Activity



Lectio Divina – Students will be participating in Lectio Divina, as they did in Lessons 9 and 15. You will likely have to review the process with them. The Scripture for this week's Lectio Divina is Matthew 7:21-27.

Encourage students to share with their families what they learned this week.

CHAPTER 19 PREVIEW

IN BRIEF

- You were made to be a saint. CCC 2013
- We have the free will to make choices. CCC 1730, 1731
- An action's object, intention, and circumstances determine whether it is a moral choice. CCC 1757
- We must obey our properly formed conscience. CCC 1790

VOCABULARY

- Concupiscence
- Conscience

QUESTION(S) TO CONSIDER

What determines whether a choice that we make is good or bad?

160

Bible story connections

- Matthew 21:28-32
- Luke 12:42-48
- John 8:1-11

Catholic Brain Video Connections

- Adventure Catechism – What are the Virtues?
- Lukas Storyteller – St. Catherine of Siena and Respect

NOTES:

CHAPTER 19

MAKING GOOD CHOICES

What is God calling you to do?

What do you want to be when you grow up?



By now, hopefully you recognize that that is not a bad question, but it is incomplete. A better question, one we must each ask, is, "What is God calling me to do?" Each person must discern his vocation. That is different than deciding what to be, because a vocation is a call from God.



There is one vocation that every human being has in common.

We are all called to be saints.

Remember that ***a saint is a person who is in Heaven.*** God calls *every* person to be with Him in the perfect love and eternal happiness of Heaven. **You were made to be a saint.**



So how do we become saints?



The first thing we must do is to **avoid sin.**

We have been created in the image and likeness of God, with an intellect and a will. God has given us the power to know right from wrong, and then to choose what is right. ***We are responsible for our actions.***



NOTES:

NOTES:

The Sources of Morality

There are three "sources" of the morality of our actions: the object, the intention, and the circumstances. CCC 1757.

OBJECT

The object of an act is *what* we actually choose to do.

So, for example, if you have an hour before bedtime, there are many different things you can choose to do with that hour. You could pray, clean your room, do your homework, watch television, read, etc. Each of those choices would be the ***object*** of your act.

The object can be good, bad, or morally neutral.



INTENTION

The intention of an act is *why* you do it, what you hope its result will be.

A good intention can never make a bad *object* good. CCC 1753. In other words, you cannot morally do the wrong thing for the right reason. For example, it is never a good act to kill an innocent person, even if you hope something good will come of it, like saving the lives of others, because killing an innocent person is always bad.



Parable - The Pharisee and the Publican painting by Sir John Everett Millais

However, a bad *intention* can make a good or neutral *object* become an immoral act. Jesus spoke about this when He warned people not to be like the hypocrites, who only pray so that other people would praise them (Matthew 6:1-6). Praying is a good thing, but if someone prays only so others will honor them, they are using God to give glory to themselves. That is not good.

Discussion questions

Why are our intentions important when we do something?

Vocabulary

Concupiscence – the inclination to sin which is the result of our fallen nature

CIRCUMSTANCES

Finally, the *circumstances* affect the morality of our actions.

In the example above, when you have an hour before bedtime, if your mother had specifically told you to clean your room, then choosing a different *object,* even a good one like doing your homework, would have been wrong because you would have been disobeying your mother.

We are often tempted to make choices based on our feelings or emotions. Our feelings and emotions come from God, but they are not always the best ways to know what is right and wrong.

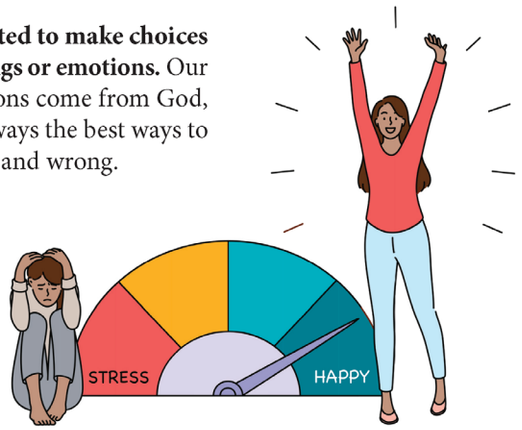



Even though we were freed from Original Sin when we were baptized, we continue to have a weakness that comes from it called **concupiscence**. This is a tendency to be selfish and to sin. We often desire things that are not truly good.





Rather than our *feelings*, we must listen to our conscience.

Our **conscience** is that little voice inside of us, telling us whether a choice is right or wrong. It is a ***judgment of reason*** considering the goodness or evil of an action. The Catechism calls it our "secret core." CCC 1776. Our conscience makes us aware of a moral law *outside of ourselves*. In this way, it attests to the existence of God, the Author of that law. If our conscience tells us that a choice is wrong, we should not make that choice. If our conscience accuses us of doing something wrong, we have likely committed a sin.





Vocabulary

Conscience – our inner voice that helps us to know what is right and wrong

Discussion questions

How can we properly form our conscience?

Of course, we are not perfect, and we do not always judge things correctly. We must always follow the certain judgment of our conscience, but because of Original Sin, our judgments are often clouded, and we are prone to selfishness. Therefore, it is very important to ***form*** our conscience correctly. Although our conscience *judges* right and wrong, it does not *decide* what is right and wrong.



We must form our conscience according to God's law.





When we deliberately break God's laws, we commit a sin. In the next chapter, we will explore how we can know God's laws so we can form our conscience correctly.

DISCUSSION QUESTION:

What determines whether a choice that we make is good or bad?



TEACHING ABOUT ALMSGIVING

Adapted from Matthew 6:1-6

Jesus said to His disciples, "Do not do good deeds just so other people may see them; otherwise, you will have no reward from your Father in Heaven. When you give to the poor, do not blow a trumpet, like the hypocrites do so they can be praised by others. Truly, they have already received their reward. But when you give to the poor, do so privately so your generosity may be secret, and your Father, Who sees what is secret, will reward you.

"When you pray, do not be like the hypocrites, who love to stand and pray in the synagogues and on street corners, so everyone can see that they are praying. Truly, they have already received their reward. But when you pray, go to your room, shut the door, and pray to your Father in secret. And your Father, Who sees what is secret, will reward you."

Social justice: faith in action

- Spiritual Work of Mercy: Admonish the Sinner – Create a simple skit about conscience. Choose an issue of concern at the school, maybe gossip or cheating, etc. In the skit, students should be guided by their conscience to approach the problem in a moral way. It should be short and simple, but have a clear message. Invite other students and classes to watch it.

Memory Work (Baltimore Catechism)

76. What are the near occasions of sin?
The near occasions of sin are all persons, places, or things that may easily lead us into sin.

196. Should we be satisfied merely to keep the commandments of God?
We should not be satisfied merely to keep the commandments of God, but should always be ready to do good deeds, even when they are not commanded.

Chapter 19 Review ACTIVITY

1) _Concupiscence_ is a weakness we still have from Original Sin.

2) Our _conscience_ helps us know whether our actions are right or wrong.

3) We must properly ___form__ our conscience.

4) When we deliberately break God's law, we commit a __sin__.

5) We have the power to choose to do the right thing because God has given us free _will_.

6) What vocation does everyone have in common?
A) To be a priest
B) To get married
C) To be a police officer
D) To be a saint

7) Which is a source of the morality of our actions?
A) The object
B) The intention
C) The circumstances
D) All of the above

8) Which must we listen to, when deciding what to do?
A) Our feelings
B) Our conscience
C) Our friends
D) Famous people

9) Who is responsible for our actions?
A) Our parents
B) Our friends
C) Our teachers
D) We are

10) True/False: Doing something that is wrong is okay as long as our intention is good.
A) True
B) False

CHAPTER 19 TAKE-HOME



This week in Religion Class . . .

Chapter title:
Making Good Choices

PLEASE REVIEW AT HOME:

Vocabulary:
- Concupiscence – the inclination to sin which is the result of our fallen nature
- Conscience – our inner voice that helps us to know what is right and wrong

1. What are we all called to be? *Saints*
2. What three elements determine an act's morality? *The object, intention, and circumstances*
3. In what circumstances can an evil act be morally acceptable? *Never*

Discussion Question:
What determines whether a choice we make is good or bad?

Activity/Family Bible Time:
As a family, identify a problem in your local community and use Catholic principles to decide how your family can get involved in a moral way.

God thinks you are worth dying for!

KNOWING RIGHT FROM WRONG

CHAPTER 20 OVERVIEW

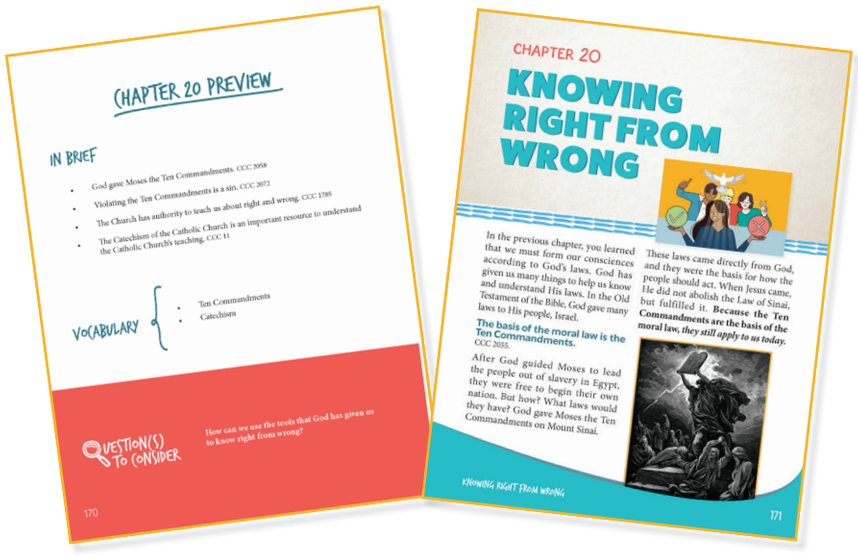

NOTES:

1. OBJECTIVE

- Students will understand how to properly form their conscience, and explain what tools God has given us to do so. They will recognize that God has given us the Ten Commandments as the basis of the moral law, for our good, and they will begin to memorize the Ten Commandments.

2. MATERIALS

- Adventure Catechism text
- Catholic Brain website with ability to show video
- Student religion picture journals
- Nerf ball
- Poster board or large paper
- Drawing materials

3. PROCEDURE

- Open the lesson each day with prayer. You may choose the Come Holy Spirit prayer, asking the Holy Spirit to guide your lesson. Or, if you are learning a particular prayer as a class, this is an excellent time to practice and reinforce that. As the school year progresses, you may consider asking students to lead the prayer.
- **Be sure to close each day in prayer, as well, and encourage students to share with their families what they are learning.**

CHAPTER 20: 5-DAY LESSON PLAN

NOTES:

A. DAY ONE

- Introduce students to the Big Ideas for this chapter (the In Brief section of the chapter preview). Write the chapter's vocabulary words on the board.

- Read the chapter in the text as a class. Stop frequently to answer student questions and to check for comprehension. Highlight the vocabulary words when you read them, and be sure that students understand them.

- When you are finished reading the chapter, re-read the quote from the saint at the beginning of the chapter, and discuss what it means and how it relates to this week's topic.

- As you close in prayer today, begin by reading and discussing the Scripture passage in the text: Matthew 7:24-27.

B. DAY TWO

- Begin by reviewing the Big Ideas from yesterday's lesson. Allow students to share what they remember and ask any questions they may have thought of.

- Watch the Adventure Catechism video "What are the 10 Commandments?"

https://www.catholicbrain.com/edu/videos/922984/1/lesson-07---what-are-the-10-commandments?

Ask the students a few questions to check for understanding, such as:



Who gave us the Ten Commandments? ***God***



How many of the Ten Commandments can you remember? ***(See how many out of 10 the class can get.)***

NOTES:



What does *covet* mean? ***To want something that belongs to someone else***

As time allows, do some of the activities on the Catholic Brain site connected to the video, such as the Memory Match, Fill in the Blank, Word Search and other printables, or the quiz.

C. DAY THREE

- Today, write the "Question to Consider" from the chapter on the board. Let students know that they should keep this question in mind as they re-read the chapter, and you will be discussing it later in the class.

- Guided Reading - Divide students into partners or small groups and have them re-read the chapter. This would be a wonderful activity to invite parent volunteers to help with, to read with the students and facilitate small group discussions.

When they finish reading, the students should discuss the "Question to Consider" in their groups, and each student should write a short answer to the question on a slip of paper or note card, which you may choose to use as an exit ticket for the class.

- After students have had a chance to discuss in their small groups, invite students to share their ideas, and facilitate a large-group discussion about the question.

- Before ending class today, students should copy the "Question to Consider" in their religion journals and write their response in it. They should use the response they wrote earlier in class as a starting point, but may revise it based on the class discussion.

D. DAY FOUR

NOTES:

- Today students will work in their religion picture journals. Begin the lesson, after prayer, by reviewing the Big Ideas, vocabulary, and "Question to Consider." Then, as a class, outline the chapter, highlighting important points. Write the outline on the board.

- Students should now, individually, write a summary of the chapter, using the outline you have created, in their religion journals and draw an image that represents the chapter. If time permits, allow students to share their summaries in small groups or as a large group.

E. DAY FIVE

- Students should complete the chapter review page at the end of the chapter.

- When students have completed the chapter review, correct it as a class. Be sure to check for any questions students may still have.

- Activity



Game – To help students begin to memorize the Ten Commandments, you can play the "ball game." For this game, you will need a soft, fuzzy ball, like a Nerf ball. Allow the students to toss the ball to each other. Whenever someone gets the ball, they must recite one of the Ten Commandments. They can receive the ball a second time, but no one can give more than two answers on the list. See if they can get all ten without missing one and without dropping the ball.



Come back to this game in future classes, to reinforce the Ten Commandments, and when you learn the Beatitudes, and the Corporal and Spiritual Works of Mercy.



In Lessons 10 and 11, the students made posters. This week, they can make posters about the Ten Commandments. Each group can be assigned a Commandment and make a poster that demonstrates and explains it. They can present their posters to the class and put them up as bulletin board material, if you choose.

Close in prayer and encourage students to share with their families what they learned this week.

Bible story connections
- Matthew 5:17-20
- Matthew 22:35-40

Catholic Brain Video Connections
- Adventure Catechism – What are the Ten Commandments?
- Lukas Storyteller – St. Joseph and Obedience

CHAPTER 20 PREVIEW

IN BRIEF

- God gave Moses the Ten Commandments. CCC 2058
- Violating the Ten Commandments is a sin. CCC 2072
- The Church has authority to teach us about right and wrong. CCC 1785
- The Catechism of the Catholic Church is an important resource to understand the Catholic Church's teaching. CCC 11

VOCABULARY

- Ten Commandments
- Catechism

QUESTION(S) TO CONSIDER

How can we use the tools that God has given us to know right from wrong?

170

CHAPTER 20

KNOWING RIGHT FROM WRONG



In the previous chapter, you learned that we must form our consciences according to God's laws. God has given us many things to help us know and understand His laws. In the Old Testament of the Bible, God gave many laws to His people, Israel.

The basis of the moral law is the Ten Commandments.
CCC 2055.

After God guided Moses to lead the people out of slavery in Egypt, they were free to begin their own nation. But how? What laws would they have? God gave Moses the Ten Commandments on Mount Sinai.

These laws came directly from God, and they were the basis for how the people should act. When Jesus came, He did not abolish the Law of Sinai, but fulfilled it. **Because the Ten Commandments are the basis of the moral law, *they still apply to us today.***



Vocabulary
Ten Commandments – ten rules for life that God first gave to Moses that teach us how to live good and happy lives

Discussion questions

Why are the Ten Commandments still so important?

The Ten Commandments

(Exodus 20:1-17)

I. I am the Lord, your God. You shall not have false gods.
II. You shall not take the Name of the Lord in vain.
III. Remember to keep the Lord's Day holy.
IV. Honor your father and mother.
V. You shall not kill.
VI. You shall not commit adultery.
VII. You shall not steal.
VIII. You shall not bear false witness.
IX. You shall not covet your neighbor's wife or husband.
X. You shall not covet your neighbor's things.







We will explore the Ten Commandments in detail over the next two chapters, but they are not the only things God has given us to know right and wrong. As Christians, we must obey all legitimate authority. When Jesus founded the Catholic Church, He was giving us an authority on earth to guide us in understanding right from wrong.

We must form our consciences in accordance with the teaching of the Catholic Church. Remember that the Holy Spirit protects the teachings of the Church, so when we obey the true teaching of the Catholic Church, we are obeying God.

NOTES:

NOTES:

Jesus once said, when speaking to the apostles, "If your brother sins against you, go and tell him his fault, between you and him alone. If he listens to you, you have won over your brother. But if he does not listen, take one or two others along with you, so that every word may be confirmed by the evidence of two or three witnesses. If he refuses to listen to them, tell it to the Church; and if he refuses to listen even to the Church, then treat him as you would a Gentile or a tax collector. Truly, I say to you, whatever you bind on earth shall be bound in Heaven, and whatever you loose on earth shall be loosed in Heaven" (Matthew 18:15-18).





Keys were a symbol of authority, so many works of art show Jesus handing Peter the keys to the Kingdom, His Church on Earth. This illustration is from an 11th-century illuminated manuscript from the Holy Roman Empire.

In the passage above, Jesus is speaking to the apostles, whom He chose as the first leaders of the Catholic Church. He was clearly giving the Church authority to teach and to judge on moral matters.

This is why it is so important to know the teaching of the Catholic Church. So how can we know what the Church teaches? There are many good priests and teachers that can help us. But even they can make mistakes or be wrong. One tool you must learn how to use is the **Catechism of the Catholic Church** (CCC), which has been referenced throughout this text.

The Catechism contains the Church's teaching on many things. If you are ever unsure about something, you can look it up in the Catechism. Simply reading the Catechism will teach you a lot. It is written for adults, but there are simpler versions written in language easier to read for children or teenagers, and as you grow older, you should definitely own and read the Catechism.



Vocabulary

Catechism of the Catholic Church – book containing the teachings of the Catholic faith

Discussion questions

Why must we be familiar with the Catechism of the Catholic Church?

Social justice: faith in action

- Solidarity – Make a bulletin board for the school about some social issue that violates morality, whether it is abortion, human trafficking, threats to religious freedom, etc. Help make your school community aware.

DISCUSSION QUESTION:

How can we use the tools that God has given us to know right from wrong?



THE TWO FOUNDATIONS

Adapted from Matthew 7:24-27

Jesus said, "Everyone who hears these words of Mine and does them is like a wise man who built his house upon the rock. The rain fell, the floods came, and the wind blew and beat upon that house, but it did not fall, because it had been built on the rock. But everyone who hears these words of Mine and does not do them is like a foolish man who built his house on sand. The rain fell, the floods came, and the wind blew and beat against that house, and it fell; and its fall was very great."

Chapter 20 Review

ACTIVITY

1) God gave Moses the _Ten Commandments_.

2) The Ten Commandments are the basis of the __moral___ law.

3) When Jesus founded the __Church__, He gave us an authority to guide us in understanding right from wrong.

4) The _Holy Spirit_ guards the teaching of the Catholic Church from error.

5) The _Catechism_ of the Catholic Church can help us understand the teaching of the Church.

6) Who did the Ten Commandments come from?
A) The king of Egypt
B) Moses
C) King David
D) God

7) In the Scripture, where does Jesus tell us to bring a brother who has sinned against us but refuses to listen?
A) To our parents
B) To the principal
C) To the Church
D) To the police

8) What does the Catechism of the Catholic Church help us understand?
A) The lives of the saints
B) The laws of our country
C) The teaching of the Catholic Church
D) The difference between Catholics and Protestants

9) Whose laws should we form our conscience according to?
A) Our country's
B) God's
C) Our own
D) What most people think is good

10) True/False: Priests and Catholic school teachers can never be wrong.
A) True
B) False

Memory Work (Baltimore Catechism)

188. Besides believing what God has revealed, what else must we do to be saved?
Besides believing what God has revealed, we must keep His law.

Memorize the Ten Commandments

CHAPTER 20 TAKE-HOME


CHAPTER 20

KNOWING RIGHT FROM WRONG

This week in Religion Class . . .

Chapter title:
Knowing Right from Wrong

PLEASE REVIEW AT HOME:

Vocabulary:
- Ten Commandments – ten rules for life that God first gave to Moses that teach us how to live good and happy lives
- Catechism – book containing the teachings of the Catholic faith

1) Jesus said that He came not to abolish the law, but to do what? *Fulfill it*
2) Whom did Jesus give authority to judge moral matters? *The Church*
3) In what book can we find the teaching of the Catholic Church? *The Catechism of the Catholic Church*

Discussion Question:
How can we use the tools that God has given us to know right from wrong?

Activity:
Do you have a copy of the *Catechism of the Catholic Church?* If not, get one. Make sure everyone in the family knows where it is kept and how to look something up. If you have teens or preteens, consider getting the *YouCat,* and for younger children, the *Baltimore Catechism.*

God thinks you are worth dying for!

LOVING GOD

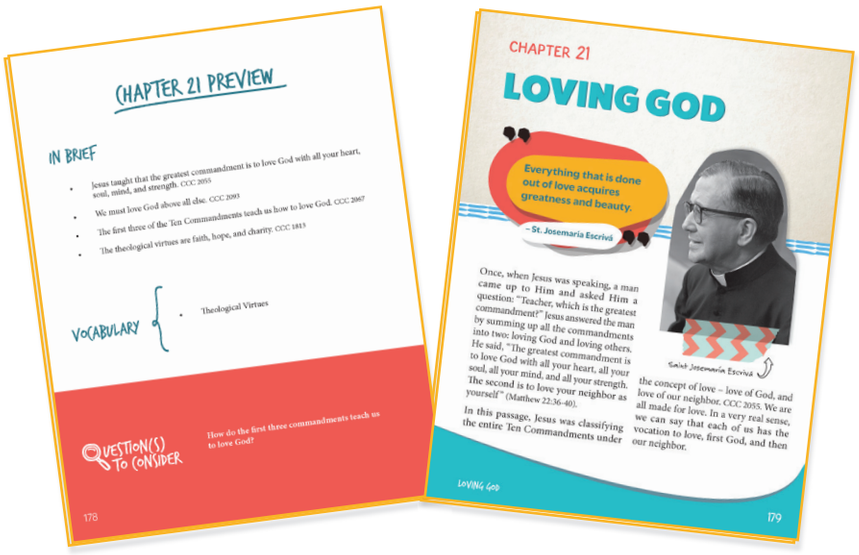

CHAPTER 21 OVERVIEW

NOTES:

1. OBJECTIVE

- Students will recognize that we must love God above all things. They will understand that the first three Commandments teach us to do that, and analyze how they can be more faithful to these Commandments.

2. MATERIALS

- Adventure Catechism text
- Catholic Brain website with ability to show video
- Student religion picture journals

3. PROCEDURE

- Open the lesson each day with prayer. You may choose the Come Holy Spirit prayer, asking the Holy Spirit to guide your lesson. Or, if you are learning a particular prayer as a class, this is an excellent time to practice and reinforce that. As the school year progresses, you may consider asking students to lead the prayer.
- **Be sure to close each day in prayer, as well, and encourage students to share with their families what they are learning.**

CHAPTER 21: 5-DAY LESSON PLAN

NOTES:

A. DAY ONE

- Introduce students to the Big Ideas for this chapter (the In Brief section of the chapter preview). Write the chapter's vocabulary words on the board.

- Read the chapter in the text as a class. Stop frequently to answer student questions and to check for comprehension. Highlight the vocabulary words when you read them, and be sure that students understand them.

- When you are finished reading the chapter, re-read the quote from the saint at the beginning of the chapter, and discuss what it means and how it relates to this week's topic.

- As you close in prayer today, begin by reading and discussing the Scripture passage in the text: 1John 4:16-19.

B. DAY TWO

- Begin by reviewing the Big Ideas from yesterday's lesson. Allow students to share what they remember and ask any questions they may have thought of.

- Watch the Adventure Catechism video, "What are the Two Great Commandments?"

https://www.catholicbrain.com/edu/videos/924374/1/lesson-08---what-are-the-two-great-commandments?

Ask the students a few questions to check for understanding, such as:


The first three Commandments teach us to love Whom? ***God***


The next seven Commandments teach us to love whom? ***Other people***


How does Jesus command us to love God? ***With all our heart, soul, mind, and strength***

NOTES:

- How does Jesus command us to love our neighbor? ***As ourselves***
- What does the Church give us to guide us in loving others? ***The Corporal and Spiritual Works of Mercy***

As time allows, do some of the activities on the Catholic Brain site connected to the video, such as the Memory Match, Fill in the Blank, Word Search and other printables, or the quiz.

C. DAY THREE

- Today, write the "Question to Consider" from the chapter on the board. Let students know that they should keep this question in mind as they re-read the chapter, and you will be discussing it later in the class.

- Guided Reading - Divide students into partners or small groups and have them re-read the chapter. This would be a wonderful activity to invite parent volunteers to help with, to read with the students and facilitate small group discussions.

When they finish reading, the students should discuss the "Question to Consider" in their groups, and each student should write a short answer to the question on a slip of paper or note card, which you may choose to use as an exit ticket for the class.

- After students have had a chance to discuss in their small groups, invite students to share their ideas, and facilitate a large-group discussion about the question.

- Before ending class today, students should copy the "Question to Consider" in their religion journals and write their response in it. They should use the response they wrote earlier in class as a starting point, but may revise it based on the class discussion.

NOTES:

D. DAY FOUR

- Today students will work in their religion picture journals. Begin the lesson, after prayer, by reviewing the Big Ideas, vocabulary, and "Question to Consider." Then, as a class, outline the chapter, highlighting important points. Write the outline on the board.

- Students should now, individually, write a summary of the chapter, using the outline you have created, in their religion journals and draw an image that represents the chapter. If time permits, allow students to share their summaries in small groups or as a large group.

E. DAY FIVE

- Students should complete the chapter review page at the end of the chapter.

- When students have completed the chapter review, correct it as a class. Be sure to check for any questions students may still have.

- Prayer Activity



Today's prayer activity begins with some journaling. Our prayers can often become asking for a list of favors from God. It is important that our prayer also includes praise and thanksgiving. We love God because He is good, not because of what He can give us. Today, begin by reflecting on and journaling about God's goodness. What makes Him so good? How has He demonstrated His goodness? Then write a prayer of praise and thanksgiving. Give students the opportunity to share, and end with some quiet time in which they can pray the prayer they they have written, and simply spend some time with God.

Encourage students to share with their families what they learned this week.

CHAPTER 21 PREVIEW

IN BRIEF

- Jesus taught that the greatest commandment is to love God with all your heart, soul, mind, and strength. CCC 2055
- We must love God above all else. CCC 2093
- The first three of the Ten Commandments teach us how to love God. CCC 2067
- The theological virtues are faith, hope, and charity. CCC 1813

VOCABULARY

- Theological Virtues

QUESTION(S) TO CONSIDER

How do the first three commandments teach us to love God?

178

Bible story connections
- Deuteronomy 6:4-7
- Matthew 22:35-40

Catholic Brain Video Connections
- Adventure Catechism – What are the Two Great Commandments?
- St. Josemaria Escriva

NOTES:

CHAPTER 21

LOVING GOD

Everything that is done out of love acquires greatness and beauty.

– St. Josemaría Escrivá



Saint Josemaría Escrivá

Once, when Jesus was speaking, a man came up to Him and asked Him a question: "Teacher, which is the greatest commandment?" Jesus answered the man by summing up all the commandments into two: loving God and loving others. He said, "The greatest commandment is to love God with all your heart, all your soul, all your mind, and all your strength. The second is to love your neighbor as yourself" (Matthew 22:36-40).

In this passage, Jesus was classifying the entire Ten Commandments under the concept of love – love of God, and love of our neighbor. CCC 2055. We are all made for love. In a very real sense, we can say that each of us has the vocation to love, first God, and then our neighbor.

We must love God first, with all our heart, soul, mind, and strength.

God is most deserving of our love. No one can ever love us more than God does. Not only did He create us, He also died for us. We are made to be His children, to be with Him forever in Heaven. God is our origin and our ultimate goal; we must not prefer anything to God or put anything in His place.



The first three of the Ten Commandments teach us how to love God.





Discussion questions

Why should we love God above everything else?

Vocabulary

Theological Virtues – three virtues – faith, hope, charity – directed to God and given to us by God

Faith – the theological virtue that allows us to believe in God and what He has revealed to us

Hope – the theological virtue that allows us to trust in God and that He will keep His promises

Charity – the theological virtue that allows us to love God above all things and love our neighbor as ourselves

The First Commandment is:

I am the Lord your God. You shall not have false gods.



There is only one true God.

We must never worship, honor, or pray to any false gods. We must never participate in superstitious practices like reading horoscopes. That is a sin. And we must never put anything else in God's place. **God deserves the first place in our lives.** If we ever make anything more important than God, we violate the First Commandment.



To help us keep the First Commandment, we should practice the **theological virtues of faith, hope, and charity (love).** Through faith, we believe in God and everything He has revealed to us. Through hope, we trust in God's promises, especially His promise of Heaven for those who love Him. Through charity, we love God above everything else, and we love others because of our love of God.

The Second Commandment is:

2

You shall not take the Name of the Lord in vain.

God is holy, and His Name is holy. When we say "God" or "Jesus," we should do so with respect. The ancient Jewish people respected God's Name so much that they would never say it at all. We should be very close to God; we can say His Name, but only with love.



Often, we hear people using God's Name casually, without even speaking about God at all. His Name just becomes a filler word. Or even worse, sometimes people use God's Name as a swear word. We must not do that. If we have developed that bad habit, we must work hard to break it. We should also show respect for the names of Mary and the saints, and other holy aspects of our faith.



NOTES:

Discussion questions

How can we show our love for God?

The Third Commandment is:

Remember to keep the Lord's Day holy.



Sunday is the Lord's Day because Jesus rose from the dead on Easter Sunday. Sunday is a holy day; it is not like the other six days of the week. The most important thing we must do every Sunday is go to holy Mass. CCC 2174. That is the highest form of worship, and we must worship God in this way on the Lord's Day.

We should also honor Sunday in other ways. We should not do unnecessary work on Sundays, and we should not make demands on others that prevent them from observing Sunday properly, as the Lord's Day. We should spend extra time in prayer, and with our families. Jesus once said, "The sabbath was made for man, not man for the sabbath" (Mark 2:27). We have a need for God. To be happy, we must slow down, rest, worship, and enjoy our families. The devil sometimes tries to get us very busy and convince us that other things are more important. But nothing is more important than our relationship with God.







LOVING GOD 183

DISCUSSION QUESTION:

How do the first three commandments teach us to love God?



GOD'S LOVE AND CHRISTIAN LIFE

Adapted from 1 John 4:16-19

We know and believe in the love God has for us. God is love, and everyone who remains in love remains in God, and God remains in him. This has made love perfect in us. We have confidence on the day of judgment because as God is, so are we in this world. There is no fear in love, but perfect love drives out fear because fear has to do with punishment, and a person who fears is not yet perfect in love. We love because He first loved us.

Social justice: faith in action

- Spiritual Work of Mercy – Instruct the Ignorant – We cannot love God if we do not know Him. Help others in the school know God by inviting another class to experience a religion activity together, or have your fourth graders read their favorite Bible stories to a younger class.

Memory Work (Baltimore Catechism)

199. What are we commanded by the First Commandment?
By the First Commandment we are commanded to offer to God alone the supreme worship that is due Him.

225. What are we commanded by the Second Commandment?
By the Second Commandment we are commanded always to speak with reverence of God, of the saints, and of holy things, and to be truthful in taking oaths and faithful to them and our vows.

236. What are we commanded by the Third Commandment?
By the Third Commandment we are commanded to worship God in a special manner on Sunday, the Lord's day

ACTIVITY

Chapter 21 Review

1) We must love ___God____ above everything else.

2) The first __three___ of the Ten Commandments teach us to love God.

3) The __First___ Commandment tells us not to worship false gods.

4) The Second Commandment reminds us that God's ___Name___ is holy.

5) The Third Commandment teaches us to keep holy the Lord's ___Day____.

6) Which of these would be breaking the First Commandment?
A) Making something more important than God
B) Using horoscopes
C) Not practicing our Catholic faith
D) All of the above

7) Which day of the week is the Lord's Day?
A) Saturday
B) Sunday
C) Friday
D) Wednesday

8) Which is a theological virtue?
A) Faith
B) Hope
C) Charity
D) All of the above

9) Which of these should we love more than God?
A) Our families
B) Our friends
C) Our possessions
D) None of the above

10) True/False: No one loves us more than God does.
A) True
B) False

CHAPTER 21 TAKE-HOME



This week in Religion Class . . .

Chapter title:
Loving God

PLEASE REVIEW AT HOME:

1. What is the First Commandment? *I am the Lord your God. You shall not have false gods.*
2. What is the Second Commandment? *You shall not take the Name of the Lord in vain.*
3. What is the Third Commandment? *Remember to keep the Lord's day holy.*

Discussion Question:
How do the first three commandments teach us to love God?

Activity/Family Bible Time:
Loving God – Besides Sunday, attend one weekday Mass this week as a family.

God thinks you are worth dying for!

LOVING YOUR NEIGHBOR

CHAPTER 22 OVERVIEW



NOTES:

1. OBJECTIVE

- Students will recognize that we must love our neighbor as ourselves. They will understand that the last seven Commandments teach us to do that, and analyze how they can be more faithful to these Commandments.

2. MATERIALS

- Adventure Catechism text
- Catholic Brain website with ability to show video
- Student religion picture journals
- Bibles

3. PROCEDURE

- Open the lesson each day with prayer. You may choose the Come Holy Spirit prayer, asking the Holy Spirit to guide your lesson. Or, if you are learning a particular prayer as a class, this is an excellent time to practice and reinforce that. As the school year progresses, you may consider asking students to lead the prayer.
- **Be sure to close each day in prayer, as well, and encourage students to share with their families what they are learning.**

CHAPTER 22: 5-DAY LESSON PLAN

NOTES:

A. DAY ONE

- Introduce students to the Big Ideas for this chapter (the In Brief section of the chapter preview). Write the chapter's vocabulary words on the board.

- Read the chapter in the text as a class. Stop frequently to answer student questions and to check for comprehension. Highlight the vocabulary words when you read them, and be sure that students understand them.

- When you are finished reading the chapter, re-read the quote from the saint at the beginning of the chapter, and discuss what it means and how it relates to this week's topic.

- As you close in prayer today, begin by reading and discussing the Scripture passage in the text: 1John 4:20-21.

B. DAY TWO

- Begin by reviewing the Big Ideas from yesterday's lesson. Allow students to share what they remember and ask any questions they may have thought of.

- Watch the Jesus Stories video, "The Good Samaritan:"

https://www.catholicbrain.com/edu/videos/10773/1/03----the-good-samaritan

Ask the students a few questions to check for understanding, such as:



What did the girls want to raise money for? ***To help needy people***



In the parable, what happened to the man who was traveling? ***He was robbed and beaten.***

NOTES:

 Who finally helped the wounded man? ***A Samaritan***

 What did the girls learn? ***To help people close to them***

 How does this video relate to this week's lesson?

As time allows, do some of the activities on the Catholic Brain site connected to the video, such as the Memory Match, Fill in the Blank, Word Search and other printables, or the quiz.

C. DAY THREE

- Today, write the "Question to Consider" from the chapter on the board. Let students know that they should keep this question in mind as they re-read the chapter, and you will be discussing it later in the class.

- Guided Reading - Divide students into partners or small groups and have them re-read the chapter. This would be a wonderful activity to invite parent volunteers to help with, to read with the students and facilitate small group discussions.

When they finish reading, the students should discuss the "Question to Consider" in their groups, and each student should write a short answer to the question on a slip of paper or note card, which you may choose to use as an exit ticket for the class.

- After students have had a chance to discuss in their small groups, invite students to share their ideas, and facilitate a large-group discussion about the question.

- Before ending class today, students should copy the "Question to Consider" in their religion journals and write their response in it. They should use the response they wrote earlier in class as a starting point, but may revise it based on the class discussion.

D. DAY FOUR

NOTES:

- Today students will work in their religion picture journals. Begin the lesson, after prayer, by reviewing the Big Ideas, vocabulary, and "Question to Consider." Then, as a class, outline the chapter, highlighting important points. Write the outline on the board.

- Students should now, individually, write a summary of the chapter, using the outline you have created, in their religion journals and draw an image that represents the chapter. If time permits, allow students to share their summaries in small groups or as a large group.

E. DAY FIVE

- Students should complete the chapter review page at the end of the chapter.

- When students have completed the chapter review, correct it as a class. Be sure to check for any questions students may still have.

- Prayer Activity



Today's prayer activity is Lectio Divina, which the students have done a few times now. The Scripture for today's Lectio Divina is Matthew 25:31-46.

Encourage students to share with their families what they learned this week.

Bible story connections
- Matthew 22:35-40
- Matthew 25:31-46

Catholic Brain Video Connections
- Adventure Catechism – What are the Two Great Commandments?
- Lukas Storyteller – Mother Teresa and the Love of Others
- The Jesus Stories – The Good Samaritan
- St. Teresa of Calcutta

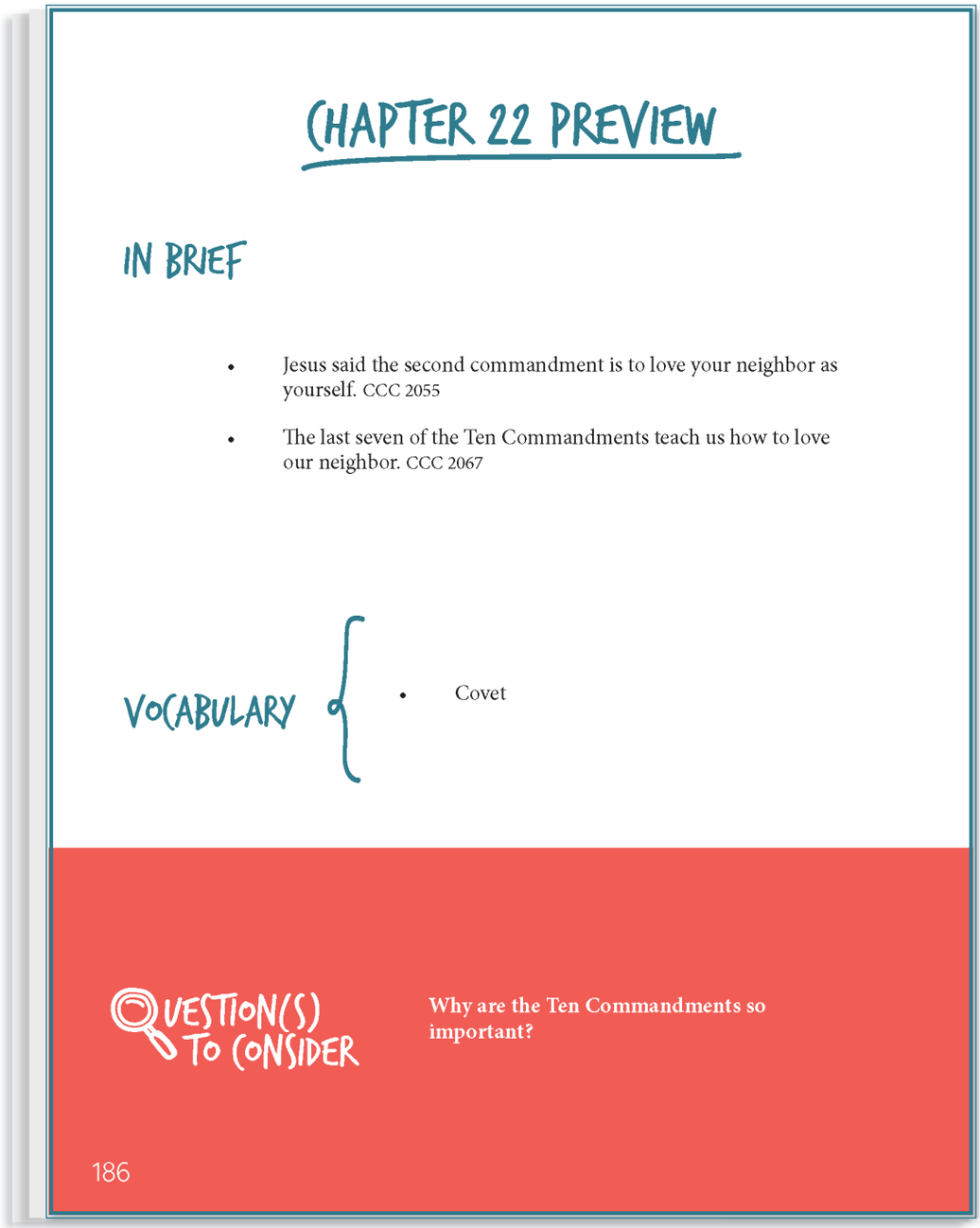

CHAPTER 22 PREVIEW

IN BRIEF

- Jesus said the second commandment is to love your neighbor as yourself. CCC 2055
- The last seven of the Ten Commandments teach us how to love our neighbor. CCC 2067

VOCABULARY

- Covet

QUESTION(S) TO CONSIDER

Why are the Ten Commandments so important?

186

CHAPTER 22

LOVING YOUR NEIGHBOR

> Not all of us can do great things. But we can do small things with great love.
>
> – St. Teresa of Calcutta



St. Teresa of Calcutta

The last seven of the Ten Commandments teach us how to love our neighbor. Love is a choice, and it is not always easy. Jesus even tells us to love our enemies (Luke 6:27). We do not have to like them, but we do have to desire the good for them. Most of all, we should want to see all people be close to God.

When the young man asked Jesus about the greatest commandment, Jesus said the second is to

"love your neighbor as yourself."

Matthew 22:39

That is a serious command. ***The last seven commandments help us fulfill it.***

NOTES:

Discussion questions

Why does our family especially deserve our love?

The Fourth Commandment is:



Honor your father and mother.

This commandment is fourth because it is a transition from the commandments about God to the commandments about our neighbor. We must love God above all else, but after God, our families deserve our love more than anyone else. Parents have serious responsibilities to their children, to love and care for them, and to teach them the Catholic faith.



Children also have serious responsibilities to their parents. They must honor and respect them. We should obey all legitimate authority, and parents have particular authority over their children. When they are under their parents' care, children should obey them, and when their parents grow old, they must see that their parents are well cared for. Children should always pray for their parents. (They are certainly praying for you!)



The Fifth Commandment is:

You shall not kill.

It is never moral to kill an innocent human being. CCC 2258. It is always wrong. Murder is a grave sin against human dignity and the holiness of God, the Creator. In the modern world, there are people whose right to life is not protected by law, such as unborn babies. As Catholics, we can never accept that. **Everyone has a right to life,** and we must speak up for those who cannot speak for themselves.

Anytime we intentionally hurt someone, we are breaking the Fifth Commandment. The bully at school who beats kids up breaks the Fifth Commandment. So does the person that hurts people with words and tries to embarrass them. Remember that Jesus calls us to love each other. When we intentionally hurt people, we are not loving them. Because Jesus tells us to love our neighbor, *deliberate hatred of someone also breaks the Fifth Commandment.* CCC 2303











NOTES:

NOTES:

The Sixth Commandment is:



You shall not commit adultery.

This is a grave reminder to married people that they have made a life-long covenant, and they must be faithful to each other. But the Sixth Commandment applies to unmarried people, too.

Boys and girls must act appropriately with each other. It is important to dress modestly and not to tell inappropriate jokes or look at sinful images. Learning to act properly as a child will help you become a holy adult, and a good husband or wife, if that is your vocation.





The Seventh Commandment is:

You shall not steal.



This commandment reminds us that people have a right to their property. We must not take what belongs to other people or keep from them what we owe them. This commandment also reminds us that everyone has a right to have their basic needs met. We must be responsible with the gifts God has given us, so that others can have what they need.





NOTES:

NOTES:

8

The Eighth Commandment is:

You shall not bear false witness.

To bear false witness is to lie. Jesus said, "I am the truth" (John 14:6); when we honor the truth, we honor Jesus. It is important to be honest and to tell the truth. It is particularly bad when we hurt other people by lying about them.



9

The Ninth and Tenth Commandments are related, and they teach us not to intentionally desire something that we have no right to. They are:

You shall not covet your neighbor's wife or husband,

and



10 You shall not covet your neighbor's things.



* To **covet** means to desire to have as your own.

The Ninth Commandment reminds us that **marriage is holy,** and we must respect and honor other people's marriages.

The Tenth Commandment teaches us not to desire what belongs to others. When we do, we are not appreciating the gifts that God has given us. God wants us to be grateful, not greedy.

It is very important to know and memorize the Ten Commandments. They teach us how to love God and each other, and following them protects us from falling into sin.



Discussion questions

What are some specific things we can do to love our neighbor as ourselves?

Social justice: faith in action

• Solidarity – Ask the other teachers or catechists if there is a need they have that your class can help with, and then perform an act of service for them.

DISCUSSION QUESTION:

Why are the Ten Commandments so important?



GOD'S LOVE AND CHRISTIAN LIFE

Adapted from 1 John 4:20-21

If anyone says, "I love God," but hates his brother, he is a liar. Whoever does not love his brother, whom he has seen, cannot love God, Whom he has not seen. This is the commandment we have from Him: whoever loves God must also love his brother.

194

LOVING YOUR NEIGHBOR

Chapter 22 Review

ACTIVITY

1) The last seven of the Ten Commandments teach us to love our _neighbor_.

2) The Fourth Commandment tells us to __honor___ our father and mother.

3) The __Fifth___ Commandment is: "You shall not kill."

4) The Sixth Commandment forbids _adultery_.

5) The Ninth and Tenth Commandments tell us not to __covet___ someone else's spouse or their possessions.

6) Jesus said we must love our neighbor as we love whom?
A) Our parents
B) Our friends
C) Ourselves
D) God

7) When is it okay to kill an innocent person?
A) If doing so would save someone else
B) If they are an unborn child or very old
C) If they cause us to suffer
D) Never

8) What does it mean to "bear false witness"?
A) To steal
B) To lie
C) To covet
D) To disobey your parents

9) What does the Seventh Commandment tell us not to do?
A) Steal
B) Lie
C) Covet
D) Pray

10) True/False: Parents must love and care for their children.
A) True
B) False

Memory Work (Baltimore Catechism)

190. What must we do to love God, our neighbor, and ourselves?
To love God, our neighbor, and ourselves we must keep the commandments of God and of the Church, and perform the spiritual and corporal works of mercy.

193. Is everyone obliged to perform the works of mercy?
Everyone is obliged to perform the works of mercy, according to his own ability and the need of his neighbor.

194. Are all the ordinary deeds done every day to relieve the corporal or spiritual needs of others true works of mercy?
All the ordinary deeds done every day to relieve the corporal or spiritual needs of others are true works of mercy, if done in the name of Christ.

CHAPTER 22 TAKE-HOME



This week in Religion Class . . .

Chapter title:
Loving Your Neighbor

PLEASE REVIEW AT HOME:

Vocabulary:
- Covet – to desire something that does not rightfully belong to you

1) Whom does the Fourth Commandment tell us to honor? *Our father and mother*
2) Whose right to life must be protected? *Everyone's – it is never moral to kill an innocent person*
3) What does it mean to bear false witness? *To lie*

Discussion Question:
Why are the Ten Commandments so important?

Activity:
Get involved in an upcoming service project at your parish.

God thinks you are worth dying for!

THE CORPORAL WORKS OF MERCY

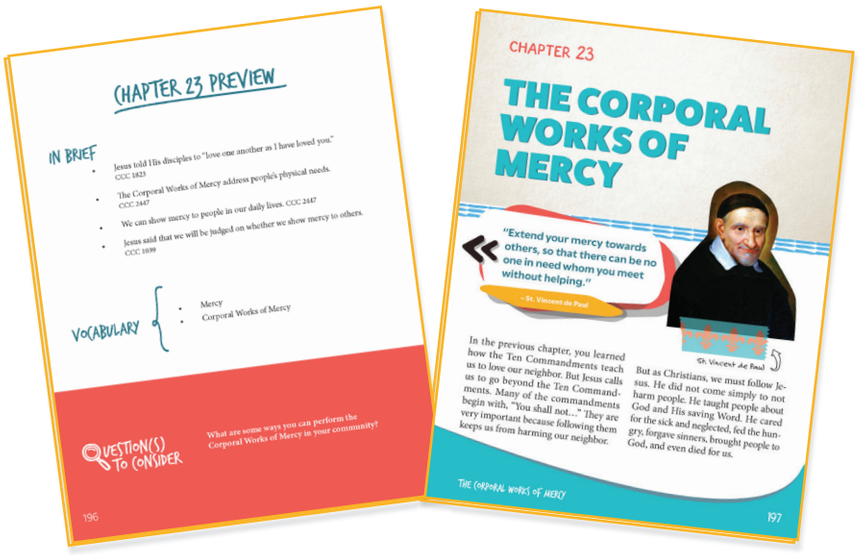

CHAPTER 23 OVERVIEW

NOTES:

1. OBJECTIVE

- Students will recognize the importance of the Corporal Works of Mercy. They will begin to memorize them and will understand what they mean. Students will identify organizations they can support and other actions they can take to perform the Corporal Works of Mercy.

2. MATERIALS

- Adventure Catechism text
- Catholic Brain website with ability to show video
- Student religion picture journals

3. PROCEDURE

- Open the lesson each day with prayer. You may choose the Come Holy Spirit prayer, asking the Holy Spirit to guide your lesson. Or, if you are learning a particular prayer as a class, this is an excellent time to practice and reinforce that. As the school year progresses, you may consider asking students to lead the prayer.
- **Be sure to close each day in prayer, as well, and encourage students to share with their families what they are learning.**

CHAPTER 23: 5-DAY LESSON PLAN

NOTES:

A. DAY ONE

- Introduce students to the Big Ideas for this chapter (the In Brief section of the chapter preview). Write the chapter's vocabulary words on the board.

- Read the chapter in the text as a class. Stop frequently to answer student questions and to check for comprehension. Highlight the vocabulary words when you read them, and be sure that students understand them.

- When you are finished reading the chapter, re-read the quote from the saint at the beginning of the chapter, and discuss what it means and how it relates to this week's topic.

- As you close in prayer today, begin by reading and discussing the Scripture passage in the text: Matthew 25:31-46.

B. DAY TWO

- Begin by reviewing the Big Ideas from yesterday's lesson. Allow students to share what they remember and ask any questions they may have thought of.

- Watch the Lukas Storyteller video, "St. John Paul II and the Joy of Living:"

  https://www.catholicbrain.com/edu/videos/804144/1/lukas-storyteller---st.-john-paul-ii-and-the-joy-of-living

Ask the students a few questions to check for understanding, such as:


What country was John Paul II from? ***Poland***


Whom did Karol accept as his mother? ***The Virgin Mary***


How did Anna help Mr. Snaps? ***She built a path so he wouldn't sink.***



What did John Paul II and Anna both find happiness doing? ***Helping others***

NOTES:

Note: Tell the students to research organizations that they can support to perform the Corporal Works of Mercy. For example, is there a local food bank, an organization that provides clean water to third-world countries, a homeless shelter where they can donate clothing, or an assisted living center they can visit? Tell them that they should find practical, realistic ways they can support these groups. On Friday, they will present what they find to the class. Encourage them to get as much information as possible to share. They may work individually or in groups of two or three.

C. DAY THREE

- Today, write the "Question to Consider" from the chapter on the board. Let students know that they should keep this question in mind as they re-read the chapter, and you will be discussing it later in the class.

- Guided Reading - Divide students into partners or small groups and have them re-read the chapter. This would be a wonderful activity to invite parent volunteers to help with, to read with the students and facilitate small group discussions.

When they finish reading, the students should discuss the "Question to Consider" in their groups, and each student should write a short answer to the question on a slip of paper or note card, which you may choose to use as an exit ticket for the class.

- After students have had a chance to discuss in their small groups, invite students to share their ideas, and facilitate a large-group discussion about the question.

- Before ending class today, students should copy the "Question to Consider" in their religion journals and write their response in it. They should use the response they wrote earlier in class as a starting point, but may revise it based on the class discussion.

NOTES:

D. DAY FOUR

- Today students will work in their religion picture journals. Begin the lesson, after prayer, by reviewing the Big Ideas, vocabulary, and "Question to Consider." Then, as a class, outline the chapter, highlighting important points. Write the outline on the board.

- Students should now, individually, write a summary of the chapter, using the outline you have created, in their religion journals and draw an image that represents the chapter. If time permits, allow students to share their summaries in small groups or as a large group.

E. DAY FIVE

- Students should complete the chapter review page at the end of the chapter.

- When students have completed the chapter review, correct it as a class. Be sure to check for any questions students may still have.

- Activity



Presentations – Today students will present the information they found this week about organizations they can support, that perform the Corporal Works of Mercy.



Be sure to close in prayer, especially for those less fortunate.

Encourage students to share with their families what they learned this week.

CHAPTER 23 PREVIEW

IN BRIEF

- Jesus told His disciples to "love one another as I have loved you." CCC 1823
- The Corporal Works of Mercy address people's physical needs. CCC 2447
- We can show mercy to people in our daily lives. CCC 2447
- Jesus said that we will be judged on whether we show mercy to others. CCC 1039

VOCABULARY

- Mercy
- Corporal Works of Mercy

QUESTION(S) TO CONSIDER

What are some ways you can perform the Corporal Works of Mercy in your community?

196

Bible story connections

- Matthew 25:31-46
- 1 Peter 4:8-10
- James 2:13-18

Catholic Brain Video Connections

- Adventure Catechism – What are the Two Great Commandments?
- St. Vincent de Paul

NOTES:

CHAPTER 23

THE CORPORAL WORKS OF MERCY



"Extend your mercy towards others, so that there can be no one in need whom you meet without helping."

– St. Vincent de Paul

St. Vincent de Paul

In the previous chapter, you learned how the Ten Commandments teach us to love our neighbor. But Jesus calls us to go beyond the Ten Commandments. Many of the commandments begin with, "You shall not…" They are very important because following them keeps us from harming our neighbor.

But as Christians, we must follow Jesus. He did not come simply to not harm people. He taught people about God and His saving Word. He cared for the sick and neglected, fed the hungry, forgave sinners, brought people to God, and even died for us.

At the Last Supper, Jesus told the apostles,

"I give you a new commandment: Love one another. As I have loved you, so you also should love one another."

John 13:34



As disciples of Jesus, we must love as He loves.

Jesus demonstrated God's mercy. **Mercy** means to reach out with love to help people when they are in need. Jesus even tells us that when we show mercy to "the least of His brethren," we show it to Him (Matthew 25:40). There are 14 specific works of mercy that the Church recommends to us. Seven are called the **Corporal Works of Mercy.** The word corporal means "relating to the body," so these works of mercy address people's physical needs.



Vocabulary

Mercy – reaching out in love to help someone in need; also forgiveness

Corporal Works of Mercy – seven acts of compassion that address people's bodily needs

Discussion questions

How can we love as Jesus loves?

NOTES:

The seven Corporal Works of Mercy are:

1. Give food to the hungry.



We all know that there are people in this world who are starving. We have many opportunities to give food to them, whether we support a charity that provides food to the poor, or if we simply help the person on the corner who does not have enough to eat. We should also pay attention to simple, daily ways to perform this work of mercy. For example, sharing your lunch with a friend or making a sandwich for your little brother are simple but important ways.

2. Give drink to the thirsty.



Just as many people do not have enough food, some do not have enough to drink. This is particularly true in parts of the world where people do not have access to clean drinking water. There are charities you can support that help people have clean water. You may also find simple ways to perform this work in your daily life if you are looking for them. Perhaps you give water to a friend on a hot day. Even that simple act is a work of mercy.



3. Clothe the naked.



Many of us have more clothing than we could ever need. And yet, there are some people who do not have enough. There are always opportunities to donate clothes and shoes at a clothing drive. And if we pay attention, we will find simple ways to perform this work of mercy all around us, with the people closest to us. You can give a jacket to a friend on a cold day or help your little brother get dressed in the morning, for example.

The 10th Station – Jesus is stripped of His garments.



NOTES:

NOTES:

4. Visit the imprisoned.



The Church performs the very important work of prison ministry, bringing Jesus to those in prison. You may participate in that work when you are older. But there are plenty of ways to perform this work of mercy now. Do you know someone who is lonely, that could use a visitor? Are there people near you who are homebound, or is there an assisted living center? Many people are forgotten by their families, and giving them your time and attention can make a huge difference. Maybe there is even someone in your own family who needs loving attention.

5. Shelter the homeless.



There are many charities that offer help to the homeless, which we can support. Maybe you have friends or family who need a place to stay for a while and your family can help. Even helping out around your own house is a simple way to perform this work of mercy because you are helping your parents provide a nice home for your family.



6. Care for the sick.

Do you have a sick or elderly neighbor that needs someone to run errands for her or mow her lawn? Is there a children's hospital that welcomes visitors to play with the patients and bring them some joy? When a family member gets sick, are you willing to take on extra responsibilities so they can recover without worry? There are many ways we can perform this work of mercy.



7. Bury the dead.

Remember that the body is not just a temporary home for the soul. A person is body and soul. Honoring the remains of the dead is an important responsibility. We can visit the graves of our deceased loved ones and keep them nice. We can volunteer at our local parish to prepare it for funerals or serve the altar at funerals. There are many ways that we can honor the dead and perform this work of mercy.

Discussion questions

Why are the Corporal Works of Mercy so important?

Social justice: faith in action

- Corporal Works of Mercy – Review the Corporal Works of Mercy and, as a class, perform one this week.

Jesus takes these works of mercy very seriously. He even says that when we die, we will be judged on whether we were willing to perform them. CCC 1039. When we love others, we are loving Christ. Look for ways to perform the Works of Mercy, and you will touch the lives of others and grow in holiness yourself.



DISCUSSION QUESTION:

What are some ways you can perform the Corporal Works of Mercy in your community?

THE JUDGMENT OF THE NATIONS

Adapted from Matthew 25:31-46

Jesus said to His disciples:
"When the Son of Man comes in His glory, and all the angels with Him, He will sit on His glorious throne. All the nations will be gathered before Him, and He will separate them one from another, as a shepherd separates the sheep from the goats. He will place the sheep on His right, and the goats on His left.

"Then the King will say to those on His right, 'Come, you who are blessed by My Father, receive the Kingdom that has been prepared for you from the beginning of the world; for I was hungry and you gave Me food, I was thirsty and you gave Me something to drink, I was a stranger and you welcomed Me, I was naked and you gave Me clothing, I was sick and you visited Me, I was in prison and you came to Me.' Then the righteous will ask Him, 'Lord, when did we see You hungry and give You food, or thirsty and give You something to drink? When did we see You a stranger and welcome You, or naked and give You clothing? When did we see You sick or in prison and visit You?' And the King will answer them, 'Truly, when You did these things for the least of My brothers and sisters, you did them for Me.'

"Then He will say to those on His left, 'Leave Me, you wicked, into the fire prepared for the devil and his angels; for I was hungry and you gave Me no food, I was thirsty and you gave Me nothing to drink, I was a stranger and you did not welcome Me, naked and you did not give Me clothing, sick and in prison and you did not visit Me.' Then they will answer, 'Lord, when did we see You hungry or thirsty or a stranger or naked or sick or in prison, and not help You?' Then He will answer them, 'Truly, when you did not do these things to the least of My brothers and sisters, you did not do them to Me.' And they will go away into eternal punishment, but the righteous into eternal life."

NOTES:

Memory Work (Baltimore Catechism)

Memorize the Corporal Works of Mercy.

Chapter 23 Review ACTIVITY

1) To reach out with love to help people in need is to show them __mercy___.

2) The _Corporal_ Works of Mercy address people's physical needs.

3) We must try to love as __Jesus___ loves.

4) We should give ___food___ to the hungry and __drink___ to the thirsty.

5) One Corporal Work of Mercy is to ___bury___ the dead.

6) When we care for the least of our brothers and sisters, whom does Jesus say we are really caring for?
A) Ourselves
B) Our friends
C) The angels
D) Him

7) Which is not a Corporal Work of Mercy?
A) Clothe the naked
B) Teach the children
C) Visit the imprisoned
D) Shelter the homeless

8) Visiting a children's hospital is a way to perform which Work of Mercy?
A) Care for the sick
B) Bury the dead
C) Give drink to the thirsty
D) Clothe the naked

9) Who commands us to perform the Corporal Works of Mercy?
A) The police
B) The governor
C) Our teachers
D) Jesus

10) True/False: We can only perform the Corporal Works of Mercy for people we don't know.
A) True
B) False

CHAPTER 23 TAKE-HOME



This week in Religion Class . . .

Chapter title:
The Corporal Works of Mercy

PLEASE REVIEW AT HOME:

Vocabulary:
- Mercy – reaching out in love to help someone in need; also forgiveness
- Corporal Works of Mercy – seven acts of compassion that address people's bodily needs

1. What are the seven Corporal Works of Mercy? *Give Food to the Hungry, Give Drink to the Thirsty, Clothe the Naked, Visit the Imprisoned, Shelter the Homeless, Care for the Sick, Bury the Dead*

Discussion Question:
What are some ways you can perform the Corporal Works of Mercy in your community?

Activity:
Review the Corporal Works of Mercy and, as a family, perform one this week.

God thinks you are worth dying for!

THE SPIRITUAL WORKS OF MERCY

CHAPTER 24 OVERVIEW

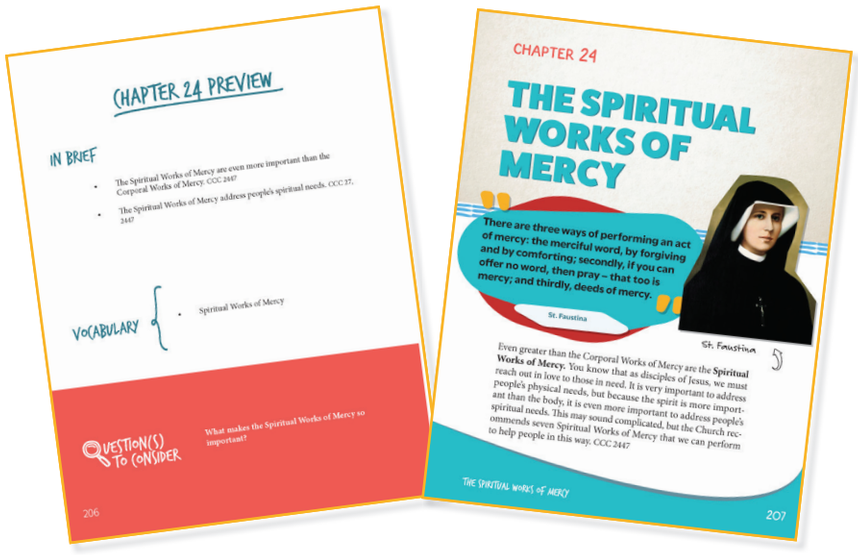

NOTES:

1. OBJECTIVE

- Students will recognize the importance of the Spiritual Works of Mercy. They will begin to memorize them and will understand what they mean. Students will identify ways they can perform the Spiritual Works of Mercy.

2. MATERIALS

- Adventure Catechism text
- Catholic Brain website with ability to show video
- Student religion picture journals

3. PROCEDURE

- Open the lesson each day with prayer. You may choose the Come Holy Spirit prayer, asking the Holy Spirit to guide your lesson. Or, if you are learning a particular prayer as a class, this is an excellent time to practice and reinforce that. As the school year progresses, you may consider asking students to lead the prayer.
- **Be sure to close each day in prayer, as well, and encourage students to share with their families what they are learning.**

CHAPTER 24: 5-DAY LESSON PLAN

NOTES:

A. DAY ONE

- Introduce students to the Big Ideas for this chapter (the In Brief section of the chapter preview). Write the chapter's vocabulary words on the board.

- Read the chapter in the text as a class. Stop frequently to answer student questions and to check for comprehension. Highlight the vocabulary words when you read them, and be sure that students understand them.

- When you are finished reading the chapter, re-read the quote from the saint at the beginning of the chapter, and discuss what it means and how it relates to this week's topic.

- As you close in prayer today, begin by reading and discussing the Scripture passage in the text: James 5:19-20.

B. DAY TWO

- Begin by reviewing the Big Ideas from yesterday's lesson. Allow students to share what they remember and ask any questions they may have thought of.

- Watch the Saint Stories video, "Nicholas – The Boy who Became Santa:"

https://www.catholicbrain.com/edu/videos/139784/1/nicholas---the-boy-who-became-santa

  Before watching the video, ask the students to look for ways St. Nicholas' life demonstrates both the Corporal and Spiritual Works of Mercy.

NOTES:

C. DAY THREE

- Today, write the "Question to Consider" from the chapter on the board. Let students know that they should keep this question in mind as they re-read the chapter, and you will be discussing it later in the class.

- Guided Reading - Divide students into partners or small groups and have them re-read the chapter. This would be a wonderful activity to invite parent volunteers to help with, to read with the students and facilitate small group discussions.

When they finish reading, the students should discuss the "Question to Consider" in their groups, and each student should write a short answer to the question on a slip of paper or note card, which you may choose to use as an exit ticket for the class.

- After students have had a chance to discuss in their small groups, invite students to share their ideas, and facilitate a large-group discussion about the question.

- Before ending class today, students should copy the "Question to Consider" in their religion journals and write their response in it. They should use the response they wrote earlier in class as a starting point, but may revise it based on the class discussion.

D. DAY FOUR

- Today students will work in their religion picture journals. Begin the lesson, after prayer, by reviewing the Big Ideas, vocabulary, and "Question to Consider." Then, as a class, outline the chapter, highlighting important points. Write the outline on the board.

- Students should now, individually, write a summary of the chapter, using the outline you have created, in their religion journals and draw an image that represents the chapter. If time permits, allow students to share their summaries in small groups or as a large group.

E. DAY FIVE

NOTES:

- Students should complete the chapter review page at the end of the chapter.

- When students have completed the chapter review, correct it as a class. Be sure to check for any questions students may still have.

- Activity



Skits – Break the students into groups and allow them to develop a skit that they will present to the class demonstrating a Spiritual Work of Mercy. Perhaps privately assign one to each group and see if the rest of the class can identify it.

Note: This activity may take more than one day, so you may want to assign it the day before you plan to have them present, so they can begin to plan, and in case they want to bring props from home.

Close in prayer and encourage students to share with their families what they learned this week.

Bible story connections
- Ezekiel 3:18-21
- 2 Maccabees 12:39-45
- Acts 8:27-31

Catholic Brain Video Connections
- Adventure Catechism – What are the Two Great Commandments?
- St. Faustina

CHAPTER 24 PREVIEW

IN BRIEF

- The Spiritual Works of Mercy are even more important than the Corporal Works of Mercy. CCC 2447
- The Spiritual Works of Mercy address people's spiritual needs. CCC 27, 2447

VOCABULARY

- Spiritual Works of Mercy

QUESTION(S) TO CONSIDER

What makes the Spiritual Works of Mercy so important?

206

CHAPTER 24

THE SPIRITUAL WORKS OF MERCY

> There are three ways of performing an act of mercy: the merciful word, by forgiving and by comforting; secondly, if you can offer no word, then pray – that too is mercy; and thirdly, deeds of mercy.
>
> St. Faustina



St. Faustina

Even greater than the Corporal Works of Mercy are the **Spiritual Works of Mercy.** You know that as disciples of Jesus, we must reach out in love to those in need. It is very important to address people's physical needs, but because the spirit is more important than the body, it is even more important to address people's spiritual needs. This may sound complicated, but the Church recommends seven Spiritual Works of Mercy that we can perform to help people in this way. CCC 2447

Vocabulary

Spiritual Works of Mercy – seven acts of compassion that address people's spiritual needs

NOTES:

The seven Spiritual Works of Mercy are:

1. ADMONISH THE SINNER

This is a hard work of mercy to perform, but very important. If you had a friend who was doing something that you knew was deadly, you would probably want to step in and help your friend to be safe. Nothing is more deadly than sin. Sometimes we have to tell people that their behavior is wrong and that they must change it. This is not being judgmental; it is being loving. Turning one sinner from his sin is like saving the whole world, because each person is precious in the sight of God.

But this can be very difficult. When we give food to the hungry, they won't become angry with us. But when we admonish a sinner, we may become the target of that person's anger. That is a risk we have to take, though, for their own sake. Jesus was willing to suffer for sinners, and we must be, too. It is important to pray before doing this work of mercy because it can be difficult to do well.





2. INSTRUCT THE IGNORANT

Many people use the term "ignorant" as an insult, but it really is not. To be ignorant simply means not to know about something. We are all ignorant about all sorts of things. Teachers instruct the ignorant every time one of their students learns something new. When we teach people something about God, we are performing a very important work of mercy. After all, how can someone love God if they don't know Him?

NOTES:

NOTES:





3. COUNSEL THE DOUBTFUL

Sometimes the problem is not that people do not know about God, but maybe they doubt Him. Often, we find people doubting God's forgiveness, for example. This is one of the reasons Jesus gave us the Sacrament of Reconciliation. Priests counsel the doubtful all the time in that sacrament. Some people doubt that God really loves them. When we show God's love to others, we can help them believe that they are lovable and that God truly does love them beyond what they can possibly imagine. This is one way we can counsel the doubtful.



4. COMFORT THE SORROWFUL

Sadness can be very painful. The devil likes to attack people when they are sad. Jesus, however, wants to comfort people when they are sad. And often, He uses us to do that. Who in your life is suffering from sadness and can use the peace and healing that your comfort can bring them?



5. BEAR WRONGS PATIENTLY

Have you ever met someone who annoys you? Not someone who is bad, but annoying. Or have you ever been the victim of someone else's carelessness? Maybe a boy at school accidentally spilled juice on your white shirt. Or maybe your sister accidentally broke something of yours that you really liked. When these things happen, we suffer wrongs at the hands of others. How do we react? Do we lose our temper, not caring about the fact that they didn't do it on purpose? Or are we patient? A little patience for someone who has made a mistake or is struggling to learn something new, or who simply annoys us, can make a big difference.







NOTES:

NOTES:

6. FORGIVE ALL INJURIES

If you thought bearing wrongs patiently was hard, this one is even harder. Now we are talking about someone who has actually sinned against you. They have been mean or done something intentionally that hurt you. Our natural instinct is to get revenge. And yet, Jesus says over and over again that we must forgive. It is not optional; it is required. Why? Because God always forgives us. Have you ever gone to Confession and had the priest tell you to get out because you have confessed the same sin for months on end and God has run out of forgiveness for you? No, it doesn't happen. God never runs out of forgiveness for us, and He asks that we are willing to forgive others.



7. PRAY FOR THE LIVING AND THE DEAD



Prayer is powerful. When you think about it, that is really amazing. God doesn't need our prayers; He's God. And yet, He lets us participate in His goodness by allowing our prayers to have power, to be channels of His grace. We should not take this lightly. It is important to pray for each other. And this work of mercy reminds us not to forget about those who have died. Even when there is nothing else we can do for someone, we can always pray for them.





The Spiritual Works of Mercy can be difficult, but they are so necessary. We may never see how performing one of these acts can change someone's life. But when we perform them, we are participating in Christ's work. When we die and stand before God, we may be amazed to see how our acts of love made the difference in someone else's eternity.

Discussion questions

Which of the Spiritual Works of Mercy is most difficult?

How can we perform the Spiritual Works of Mercy in our community?

Social justice: faith in action

- Spiritual Works of Mercy – Review the Spiritual Works of Mercy and, as a class, perform one this week.

DISCUSSION QUESTION:

What makes the Spiritual Works of Mercy so important?

SCRIPTURE FOCUS

CONVERSION OF SINNERS

Adapted from James 5:19-20

If anyone among you strays from the truth, and someone brings him back, let him know that whoever brings back a sinner from the error of his way will save his soul from death and will cover a great number of sins.



214

THE SPIRITUAL WORKS OF MERCY

Chapter 24 Review

ACTIVITY

1) The _Spiritual_ Works of Mercy address people's spiritual needs.

2) The first Spiritual Work of Mercy is to admonish the __sinner__.

3) When we teach someone about God, we _instruct_ the _ignorant_.

4) The Spiritual Works of Mercy remind us to pray for the __living__ and the ___dead___.

5) When we see someone who is sorrowful, we should _comfort__ them.

6) Which is not one of the Spiritual Works of Mercy?
A) Give food to the hungry
B) Counsel the doubtful
C) Instruct the ignorant
D) Comfort the sorrowful

7) How should we behave when others wrong us or annoy us?
A) Angrily
B) Excitedly
C) Fearfully
D) Patiently

8) What should we do to those who have hurt us?
A) Get revenge
B) Pretend we don't know them
C) Forgive them
D) Make sure they get in trouble

9) How many Spiritual Works of Mercy does the Church specifically recommend?
A) Two
B) Three
C) Five
D) Seven

10) True/False: When you tell a sinner that what they are doing is wrong, you are being rude and unloving.
A) True
B) False

Memory Work (Baltimore Catechism)

Memorize the Spiritual Works of Mercy.

CHAPTER 24 TAKE-HOME



This week in Religion Class . . .

Chapter title:
The Spiritual Works of Mercy

PLEASE REVIEW AT HOME:

Vocabulary:
- Spiritual Works of Mercy – seven acts of compassion that address people's spiritual needs

1) What are the seven Spiritual Works of Mercy? *Admonish the Sinner, Instruct the Ignorant, Counsel the Doubtful, Comfort the Sorrowful, Bear Wrongs Patiently, Forgive All Injuries, Pray for the Living and the Dead*

Discussion Question:
What makes the Spiritual Works of Mercy so important?

Activity:
Review the Spiritual Works of Mercy and, as a family, perform one this week.

God thinks you are worth dying for!

THE BEATITUDES



CHAPTER 25 OVERVIEW

NOTES:

1. OBJECTIVE

- Students will recognize that through the Beatitudes, Jesus calls us to new heights of holiness beyond the Ten Commandments. Students will understand, analyze, and begin to memorize the Beatitudes.

2. MATERIALS

- Adventure Catechism text
- Catholic Brain website with ability to show video
- Student religion picture journals
- Poster board or large paper
- Drawing materials

3. PROCEDURE

- Open the lesson each day with prayer. You may choose the Come Holy Spirit prayer, asking the Holy Spirit to guide your lesson. Or, if you are learning a particular prayer as a class, this is an excellent time to practice and reinforce that. As the school year progresses, you may consider asking students to lead the prayer.
- **Be sure to close each day in prayer, as well, and encourage students to share with their families what they are learning.**

CHAPTER 25: 5-DAY LESSON PLAN

NOTES:

A. DAY ONE

- Introduce students to the Big Ideas for this chapter (the In Brief section of the chapter preview). Write the chapter's vocabulary words on the board.

- Read the chapter in the text as a class. Stop frequently to answer student questions and to check for comprehension. Highlight the vocabulary words when you read them, and be sure that students understand them.

- When you are finished reading the chapter, re-read the quote from the saint at the beginning of the chapter, and discuss what it means and how it relates to this week's topic.

- As you close in prayer today, begin by reading and discussing the Scripture passage in the text: 1Peter 1:15-16, 22-23.

B. DAY TWO

- Begin by reviewing the Big Ideas from yesterday's lesson. Allow students to share what they remember and ask any questions they may have thought of.

- Watch the Adventure Catechism video, "What are the Beatitudes?"

  https://www.catholicbrain.com/edu/videos/1022954/1/lesson-29---what-are-the-beatitudes?

Ask the students a few questions to check for understanding, such as:



Who gave us the Beatitudes? ***Jesus***



What do the Beatitudes teach us? ***How to be supremely blessed (truly happy and holy)***



How many of the Beatitudes can you remember? ***(See how many the class can get.)***



Where do the Beatitudes lead us? ***Heaven***

NOTES:

As time allows, do some of the activities on the Catholic Brain site connected to the video, such as the Memory Match, Fill in the Blank, Word Search and other printables, or the quiz.

C. DAY THREE

- Today, write the "Question to Consider" from the chapter on the board. Let students know that they should keep this question in mind as they re-read the chapter, and you will be discussing it later in the class.

- Guided Reading - Divide students into partners or small groups and have them re-read the chapter. This would be a wonderful activity to invite parent volunteers to help with, to read with the students and facilitate small group discussions.

When they finish reading, the students should discuss the "Question to Consider" in their groups, and each student should write a short answer to the question on a slip of paper or note card, which you may choose to use as an exit ticket for the class.

- After students have had a chance to discuss in their small groups, invite students to share their ideas, and facilitate a large-group discussion about the question.

- Before ending class today, students should copy the "Question to Consider" in their religion journals and write their response in it. They should use the response they wrote earlier in class as a starting point, but may revise it based on the class discussion.

NOTES:

D. DAY FOUR

- Today students will work in their religion picture journals. Begin the lesson, after prayer, by reviewing the Big Ideas, vocabulary, and "Question to Consider." Then, as a class, outline the chapter, highlighting important points. Write the outline on the board.

- Students should now, individually, write a summary of the chapter, using the outline you have created, in their religion journals and draw an image that represents the chapter. If time permits, allow students to share their summaries in small groups or as a large group.

E. DAY FIVE

- Students should complete the chapter review page at the end of the chapter.

- When students have completed the chapter review, correct it as a class. Be sure to check for any questions students may still have.

- Activity



In Lessons 10, 11, and 20, the students made posters. This week, they can make posters about the Beatitudes. Each group can be assigned a Beatitude and make a poster that demonstrates and explains it. They can present their posters to the class and put them up as bulletin board material, if you choose.

Close in prayer and encourage students to share with their families what they learned this week.

CHAPTER 25 PREVIEW

IN BRIEF

- Jesus taught the Beatitudes at the Sermon on the Mount. CCC 1716
- The Beatitudes teach us to reach the heights of holiness. CCC 1720
- Each Beatitude includes a promise, which begins to be fulfilled on earth, but is perfectly fulfilled in Heaven. CCC 1717

VOCABULARY

- Beatitudes

QUESTION(S) TO CONSIDER

How do the Beatitudes teach us to obtain true happiness?

216

Bible story connections
- Isaiah 53
- Psalm 24:3-5
- Mark 8:34-38

Catholic Brain Video Connections
- Adventure Catechism – What are the Beatitudes?

Vocabulary

Beatitudes – eight holy characteristics of a saint taught by Jesus during His Sermon on the Mount. They are at the heart of His teaching and show us the way to true happiness.

CHAPTER 25

THE BEATITUDES



You have learned that you must discern your vocation to understand what God is calling you to do with your life. Do you remember the one vocation that we all have in common? Everyone is made to be a saint; you are made for Heaven.

You know that to fulfill this vocation you must have faith in our Lord, you must avoid sin, and you must love – first God and then your neighbor. When Jesus was preaching to the people, giving what is known as His Sermon on the Mount, He taught the **Beatitudes.**

The Beatitudes give us a snapshot of what a saint looks like. We are called to holiness, and the Beatitudes lay out the path to get there. They are eight blessings that Jesus declares for people who follow Him, each of which contains a promise. They build on the Ten Commandments. The Ten Commandments keep us from falling into sin, and the Beatitudes help us to soar to heights of holiness.

In the Old Testament, God makes wonderful promises to the Jewish people. With the Beatitudes, God's promises in the Old Testament are fulfilled for all people, by ordering them to the Kingdom of Heaven. CCC 1716. Every person desires happiness, but we often seek it in the wrong ways. The promises given in the Beatitudes are for true happiness; they are fulfilled in our lives on earth and are perfectly fulfilled in the eternal life of Heaven. CCC 1718

The Beatitudes (Matthew 5:3-10)

1. Blessed are the poor in spirit, for theirs is the Kingdom of Heaven.

What does it mean to be poor in spirit? Being poor in spirit means not being attached to wealth, or any created thing. We must be detached from earthly riches to enter the Kingdom of Heaven. We must be willing to lose everything rather than to lose God. If we are, then we are poor in spirit. Jesus once said, "What good is it to gain the whole world, and to lose eternal life?" (Matthew 16:26). In our culture, people often "love" things and use people. God wants us to use things and love people. Above all, we should love God.



NOTES:

NOTES:

2. Blessed are those who mourn, for they will be comforted.



Is Jesus saying He wants us to be sad? No, but He does want us to be willing to suffer. We mourn when we lose someone we love. We can refuse to love, and we will never have to mourn. But if we love, we take a risk of suffering. Jesus wants us to take that risk. Sin should also make us mourn. Sin and evil are terribly sad things. Evil often makes us angry, which it should, but does it also make us mourn?

3. Blessed are the meek, for they will inherit the land.

We usually think of being meek as being timid, or scared, but that is not what being meek means. Being meek means being willing to sacrifice. A meek person is willing to take less so that someone else can have more.





4. Blessed are those who hunger and thirst for righteousness, for they will be satisfied.

Righteousness means goodness, justice, holiness. Often people think of these things as nice ideals, but Jesus wants us to desire them the way we desire food and water.



5. Blessed are the merciful, for they will be shown mercy.

Mercy means seeing the needs or suffering of another and trying to care for that person. Mercy also often refers to forgiveness. God wants us to care for each other's needs, and He demands that we forgive each other.



6. Blessed are the pure in heart, for they will see God.

God wants us to be pure in word, action, body, and even heart. A person with a pure heart has pure intentions and a pure love. This type of person not only does the right thing, he does the right thing for the right reasons. People with pure hearts will recognize God in their lives and see Him in Heaven.

NOTES:

Discussion questions

How do the Beatitudes build on the Ten Commandments?

What things can we do to help us grow in the Beatitudes?

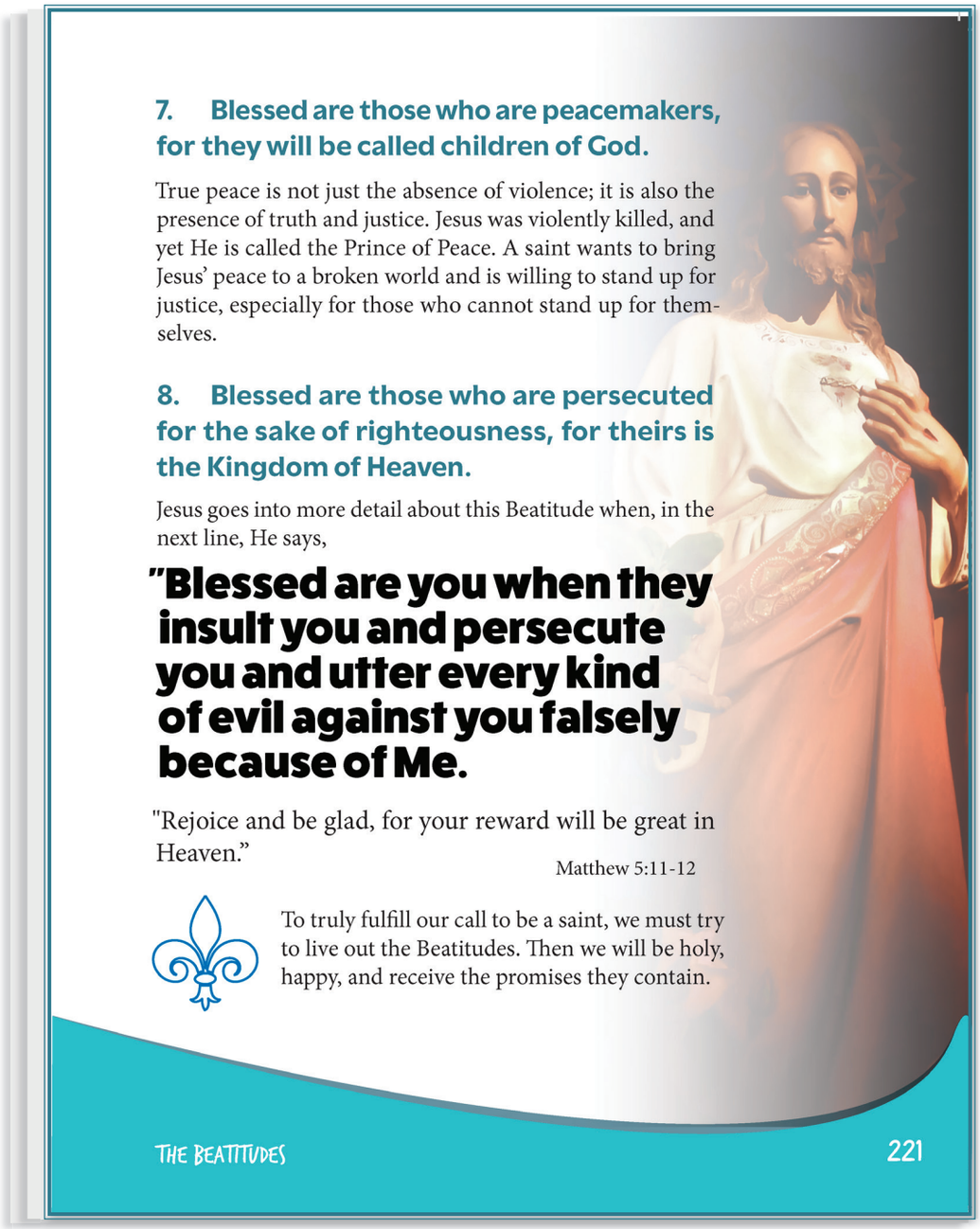

7. Blessed are those who are peacemakers, for they will be called children of God.

True peace is not just the absence of violence; it is also the presence of truth and justice. Jesus was violently killed, and yet He is called the Prince of Peace. A saint wants to bring Jesus' peace to a broken world and is willing to stand up for justice, especially for those who cannot stand up for themselves.

8. Blessed are those who are persecuted for the sake of righteousness, for theirs is the Kingdom of Heaven.

Jesus goes into more detail about this Beatitude when, in the next line, He says,

"Blessed are you when they insult you and persecute you and utter every kind of evil against you falsely because of Me.

"Rejoice and be glad, for your reward will be great in Heaven."

Matthew 5:11-12

To truly fulfill our call to be a saint, we must try to live out the Beatitudes. Then we will be holy, happy, and receive the promises they contain.

THE BEATITUDES 221

DISCUSSION QUESTION:

How do the Beatitudes teach us to obtain true happiness?



OBEDIENCE, MUTUAL LOVE

Adapted from 1 Peter 1:15-16, 22-23

As the One Who called you is holy, be holy yourselves in everything you do, since it is written, "You shall be holy, for I am holy." Having made your souls pure by obedience to the truth, love one another from the heart. You have been born anew, not from a seed that dies, but that does not die, through the living word of God that remains.

Social justice: faith in action

- Beatitudes – Blessed are the Meek – How can your class be meek this week? How can you sacrifice for the sake of others? Make a plan to: let other classes go ahead of you at lunch or at recess; or give younger students the choice of playground equipment or some other benefit that might normally go to you.

Memory Work (Baltimore Catechism)

Memorize the Beatitudes.

Chapter 25 Review ACTIVITY

1) Jesus taught the _Beatitudes_ during the Sermon on the Mount.

2) The first Beatitude teaches us to be ___poor___ in spirit.

3) _Righteousness_ means goodness, justice, holiness.

4) The Beatitudes give us a picture of what a __saint___ looks like.

5) Each Beatitude contains a _promise__.

6) Whom did Jesus say will inherit the land?
A) The meek
B) The strong
C) The persecuted
D) The wealthy

7) Who will see God?
A) Those with lots of money
B) Those with good eyesight
C) Those with pure hearts
D) Those who know many ways to pray

8) Who will be shown mercy?
A) The poor
B) The rich
C) The merciful
D) Those who do not sin

9) Who will be called children of God?
A) The powerful
B) The peacemakers
C) The angels
D) The priests

10) Which means not being attached to wealth, or any created thing?
A) Being a peacemaker
B) Being merciful
C) Being persecuted
D) Being poor in spirit

CHAPTER 25 TAKE-HOME



This week in Religion Class . . .

Chapter title:
The Beatitudes

PLEASE REVIEW AT HOME:

Vocabulary:

- Beatitudes – eight holy characteristics of a saint, taught by Jesus during His Sermon on the Mount. They are at the heart of His teaching and show us the way to true happiness.

1. What are the eight Beatitudes? *Blessed are the poor in spirit; Blessed are those who mourn; Blessed are the meek; Blessed are those who hunger and thirst for righteousness; Blessed are the merciful; Blessed are the pure of heart; Blessed are the peacemakers; Blessed are those who are persecuted for the sake of righteousness.*

Discussion Question:
How do the Beatitudes teach us to obtain true happiness?

Activity:
Blessed are the Poor in Spirit – Set up a "poor box" in your home, somewhere money can be collected to be given to the poor. Encourage everyone in the family to contribute and from time to time, bring it to the poor box at church or give it to a charity that serves the poor.

God thinks you are worth dying for!

PRAYER

CHAPTER 26 OVERVIEW



NOTES:

1. OBJECTIVE

- Students will be able to define prayer and explain why it is essential. They will identify many different ways Catholics pray, and will practice praying the Rosary.

2. MATERIALS

- Adventure Catechism text
- Catholic Brain website with ability to show video
- Student religion picture journals
- Rosaries

3. PROCEDURE

- Open the lesson each day with prayer. You may choose the Come Holy Spirit prayer, asking the Holy Spirit to guide your lesson. Or, if you are learning a particular prayer as a class, this is an excellent time to practice and reinforce that. As the school year progresses, you may consider asking students to lead the prayer.
- **Be sure to close each day in prayer, as well, and encourage students to share with their families what they are learning.**

CHAPTER 26: 5-DAY LESSON PLAN

NOTES:

A. DAY ONE

- Introduce students to the Big Ideas for this chapter (the In Brief section of the chapter preview). Write the chapter's vocabulary words on the board.

- Read the chapter in the text as a class. Stop frequently to answer student questions and to check for comprehension. Highlight the vocabulary words when you read them, and be sure that students understand them.

- When you are finished reading the chapter, re-read the quote from the saint at the beginning of the chapter, and discuss what it means and how it relates to this week's topic.

- As you close in prayer today, begin by reading and discussing the Scripture passage in the text: Luke 18:1-8.

B. DAY TWO

- Begin by reviewing the Big Ideas from yesterday's lesson. Allow students to share what they remember and ask any questions they may have thought of.

- Activity



Introduce students to the Rosary. You first learned the Rosary back in Lesson 7. You may have been praying it since, but if not, review the Rosary.



Take time to teach and explain the Rosary to students who may be unfamiliar with it. Emphasize that the most important part of the Rosary is meditating on the Mysteries of the Rosary. Go over all 20 Mysteries of the Rosary. Teach the students how to use the beads to keep track of the prayers, and let them know that by the repetition of familiar prayers, our goal is not to impress or "bribe" God with how many prayers we pray. We are creating a rhythm for our minds so that they will be freer to meditate.



Today, pray one decade of the Rosary together.

NOTES:

- Note: The U.S. Conference of Catholic Bishops has a useful guide about how to pray the Rosary. It is found at: **http://www.usccb.org/prayer-and-worship/prayers-and-devotions/rosaries/how-to-pray-the-rosary.cfm**
You may want to print copies for your students.



If you have been praying the Rosary, and your class is very familiar with it, you may consider teaching them the Chaplet of Divine Mercy, which is prayed using rosary beads. Explain to students that when we pray the Chaplet, we should contemplate God's great mercy for us. Print the explanation of how to pray the Chaplet from the USCCB, and go over it with the students: **https://www.usccb.org/beliefs-and-teachings/how-we-teach/new-evangelization/year-of-faith/how-to-pray-the-chaplet-of-divine-mercy**

C. DAY THREE

- Today, write the "Question to Consider" from the chapter on the board. Let students know that they should keep this question in mind as they re-read the chapter, and you will be discussing it later in the class.

- Guided Reading - Divide students into partners or small groups and have them re-read the chapter. This would be a wonderful activity to invite parent volunteers to help with, to read with the students and facilitate small group discussions.

When they finish reading, the students should discuss the "Question to Consider" in their groups, and each student should write a short answer to the question on a slip of paper or note card, which you may choose to use as an exit ticket for the class.

- After students have had a chance to discuss in their small groups, invite students to share their ideas, and facilitate a large-group discussion about the question.

- Before ending class today, students should copy the "Question to Consider" in their religion journals and write their response in it. They should use the response they wrote earlier in class as a starting point, but may revise it based on the class discussion.

D. DAY FOUR

NOTES:

- Today students will work in their religion picture journals. Begin the lesson, after prayer, by reviewing the Big Ideas, vocabulary, and "Question to Consider." Then, as a class, outline the chapter, highlighting important points. Write the outline on the board.

- Students should now, individually, write a summary of the chapter, using the outline you have created, in their religion journals and draw an image that represents the chapter. If time permits, allow students to share their summaries in small groups or as a large group.

E. DAY FIVE

- Students should complete the chapter review page at the end of the chapter.

- When students have completed the chapter review, correct it as a class. Be sure to check for any questions students may still have.

- Activity



Today, pray a five-decade Rosary together. You can choose whichever Mysteries – Joyful, Luminous, Sorrowful, or Glorious – that you want. Consider using the Glorious if it is still the Easter season. If it is Lent, consider the Sorrowful Mysteries. If possible, go to a church and pray before the tabernacle.

Encourage students to share with their families what they learned this week.

Bible story connections
- 2 Chronicles 7:14-15
- Psalm 17:6-7
- Matthew 6:5-6

Catholic Brain Video Connections
- Adventure Catechism – What is Prayer?
- Lukas Storyteller – St. Therese and Prayer
- St. Alphonsus Liguori

CHAPTER 26 PREVIEW

IN BRIEF

- We must have a living relationship with God. CCC 2565
- Whenever we talk to God, or focus our minds and hearts on Him, it is prayer. CCC 2559
- Prayer must come from the heart. CCC 2562
- We should offer God prayers of praise, petition, intercession, contrition, and thanksgiving. CCC 2626-39
- We must pray every day! CCC 2744

VOCABULARY

- Intercession

QUESTION(S) TO CONSIDER

Why is prayer so important?

224

CHAPTER 26

PRAYER

> **Those who pray are certainly saved. Those who do not pray are certainly lost.**
>
> – St. Alphonsus Liguori



The above quote by St. Alphonsus, and quoted by the Catechism of the Catholic Church, expresses the feelings of many saints about prayer. CCC 2744. It is a practice that they believe separates those who are on the path to Heaven from those who are not. If prayer is this essential, it is important for us to understand what it is and to make it a regular part of our daily lives.

One way the Catechism defines prayer is, "the living relationship of the children of God with their Father Who is good beyond measure, with His Son Jesus Christ, and with the Holy Spirit." CCC 2565. You have learned a lot about God, which is wonderful. But it does no good to know about God if you do not have a relationship with Him. God loves us more than we can possibly imagine, and we must love Him in return. That means having a living relationship with Him.

NOTES:

NOTES:

Prayer is at the heart of that relationship because anytime we talk to God, or listen to Him, or simply spend time in His presence with our attention on Him, it is prayer. Our prayer must come from the heart; it is not simply something to check off our to-do list. In the Gospels, Jesus constantly went off to pray, and taught the people about prayer. Jesus teaches us that we must pray with faith, patience, and humility.







Once, when speaking to the people, Jesus said, "Ask, and it will be given to you; seek, and you will find; knock, and the door will be opened to you. For everyone who asks, receives; and the one who seeks, finds; and to the one who knocks, the door will be opened. Which of you would hand his son a stone when he asks for a loaf of bread, or a snake when he asks for a fish? If you, who are wicked, know how to give good gifts to your children, how much more will your heavenly Father give good things to those who ask Him" (Matthew 7:7-11).

God wants us to ask Him for what we need, even though He already knows our needs better than we do. But we must trust that God knows what is best for us. We must also pray for others. This is called prayer of **intercession.** God has given our prayers power, and they unite members of the Body of Christ. We must pray for each other. We must also not forget to pray for the souls in Purgatory and to ask the saints, especially our Blessed Mother, for their prayers.



It is very important that our prayers not always be asking God for things. God deserves our **praise,** and we have a spiritual need to praise Him. In the Gloria, at Mass, we pray, "We give You thanks for Your great glory." The great and glorious God is our Father, Who has given us life and promised eternal life to those who love Him. This should lead to our prayers of **thanksgiving.** God has blessed us with every good thing, and we must remember to bless Him with our praise and thanksgiving.







Vocabulary

Intercession – acting on behalf of someone else. Prayers of intercession are prayers for the needs of others.

NOTES:

God loves us and forgives us, even though we so often offend Him through sin. We should express our thanksgiving for His great mercy, and our contrition for our sins. When we come before God in prayer, we should have the humility to recognize our weakness as sinners, and also our great dignity as sons and daughters of God.

The classic Catholic forms of prayer are fruits of the Holy Spirit. The Holy Spirit guides the Church in the life of prayer, as in all things.

There are five basic forms of prayer:

1. blessing,
2. petition,
3. intercession,
4. thanksgiving, and
5. praise.



The Holy Spirit helps us express these in new and personal ways. The Spirit acts in the Church to teach the children of God to pray. This is part of the way the faith is passed on to new generations, known as the living transmission of the faith, which is Sacred Tradition.

The Mass is the highest form of prayer and worship.



We should pay attention when we are at Mass and allow the Mass to strengthen our prayer life. Spend time before and after Mass in personal prayer with God.

Before Mass, look up the readings that will be read, and talk to God about them. Then, at Mass, listen to them carefully, and pay attention to the priest's homily.







At Holy Communion, we receive Jesus, Body, Blood, Soul, and Divinity. We should give ourselves to Him. Do not leave Mass right after Holy Communion! You will never be closer to God until you are in Heaven. That is a very important time for prayer.

The church building contains many things that help prepare our spirits for prayer. Besides Jesus in the tabernacle, there are usually statues, religious art, the crucifix, and many other sacred items. These things help us to recognize God's presence. We can use them for prayer anywhere. Put up pictures of Jesus and Mary in your bedroom. Perhaps have statues of your favorite saints, or religious medals. You should definitely have a crucifix in a place that you often pray.

The most important thing about prayer is to do it – every day.

There should never be a day that passes when we do not pray. Some people have a religious vocation to the contemplative life. These men and women devote their entire lives to prayer. You may or may not receive that call from God, but either way, prayer must be a regular part of your daily life. It will make all the difference in your life, and in your eternity.





Discussion questions

How did you learn to pray?

What are some ways you like to pray?

Social justice: faith in action

- Solidarity – Lead a prayer activity / service for your school or parish.

DISCUSSION QUESTION:

Why is prayer so important?



THE PARABLE OF THE PERSISTENT WIDOW

Adapted from Luke 18:1-8

Jesus told His disciples a parable about how necessary it is to always pray without giving up. He said, "There was a judge in a certain city who did not fear God and did not respect any human being. A widow in that city used to come to him and say, 'Give me justice against my opponent.' For a long time, the judge refused, but eventually he thought, 'Although I do not fear God and I do not respect any human being, this widow keeps bothering me, so I will give her justice. Otherwise, she may finally attack me.'"

Jesus said, "Pay attention to what the dishonest judge says. Won't God defend the rights of His people, then, who cry out to Him day and night? Will He be slow to answer them? I tell you He will give them justice quickly. But when the Son of Man returns, will He find any faith on the earth?"

230 PRAYER

Chapter 26 Review

ACTIVITY

1) St. Alphonsus Liguori said that those who pray are certainly __saved___.

2) Our prayer must come from the __heart___.

3) Prayer for others is called _intercession_.

4) Jesus said, "Seek, and you will ___find___."

5) Whenever we talk to God, or listen to Him, or spend time in His presence with our attention on Him, it is __prayer__.

6) What attitude should we have when we pray?
A) Faith
B) Patience
C) Humility
D) All of the above

7) Which is a good kind of prayer?
A) Petition (asking for what we need)
B) Thanksgiving
C) Praise
D) All of the above

8) Which is the highest form of prayer and worship?
A) Singing
B) The Rosary
C) The Mass
D) All of the above

9) How often should we pray?
A) When we are in the mood to pray
B) At least once a week
C) Every day
D) Every Sunday

10) True/False: It is good to ask others, including Mary and the saints, to pray for us.
A) True
B) False

Memory Work (Baltimore Catechism)

475. What is prayer?
Prayer is the lifting up of our minds and hearts to God.

476. Why do we pray?
We pray:
first, to adore God, expressing to Him our love and loyalty;
second, to thank Him for His favors;
third, to obtain from Him the pardon of our sins and the remission of their punishment;
fourth, to ask for graces and blessings for ourselves and others.

CHAPTER 26 TAKE-HOME


CHAPTER 26

PRAYER

"Those who pray are certainly saved. Those who do not pray are certainly lost.

— St. Alphonsus Liguori

225

This week in Religion Class . . .

Chapter title:
Prayer

PLEASE REVIEW AT HOME:

Vocabulary:

- Intercession – acting on behalf of someone else. Prayers of intercession are prayers for the needs of others.

1. What is the highest form of prayer and worship? *The Mass*
2. How often should we pray? *Every day*

Discussion Question:
Why is prayer so important?

Activity:
As a family, choose someone who you think needs your prayers, and pray together for that person each night this week.

God thinks you are worth dying for!

THE OUR FATHER



CHAPTER 27 OVERVIEW

NOTES:

1. OBJECTIVE

- Students will identify that Jesus Himself gave us the Our Father. They will examine the prayer in order to really understand it, and they will demonstrate how the Our Father can enrich their own prayer lives.

2. MATERIALS

- Adventure Catechism text
- Catholic Brain website with ability to show video
- Student religion picture journals

3. PROCEDURE

- Open the lesson each day with prayer. You may choose the Come Holy Spirit prayer, asking the Holy Spirit to guide your lesson. Or, if you are learning a particular prayer as a class, this is an excellent time to practice and reinforce that. As the school year progresses, you may consider asking students to lead the prayer.
- **Be sure to close each day in prayer, as well, and encourage students to share with their families what they are learning.**

CHAPTER 27: 5-DAY LESSON PLAN

NOTES:

A. DAY ONE

- Introduce students to the Big Ideas for this chapter (the In Brief section of the chapter preview). Write the chapter's vocabulary words on the board.

- Read the chapter in the text as a class. Stop frequently to answer student questions and to check for comprehension. Highlight the vocabulary words when you read them, and be sure that students understand them.

- When you are finished reading the chapter, re-read the quote from the saint at the beginning of the chapter, and discuss what it means and how it relates to this week's topic.

- As you close in prayer today, begin by reading and discussing the Scripture passage in the text: Matthew 6:7-15.

B. DAY TWO

- Begin by reviewing the Big Ideas from yesterday's lesson. Allow students to share what they remember and ask any questions they may have thought of.

- Watch the Adventure Catechism video, "What is the Lord's Prayer?"

  https://www.catholicbrain.com/edu/videos/924414/1/lesson-10---what-is-the-lord's-prayer?

Ask the students a few questions to check for understanding, such as:


Why is the Our Father called the Lord's Prayer? ***Because Jesus taught it to us***


What does the Lord's Prayer teach us to call God? ***Our Father***


What do we declare that God's Name is? ***Holy***

 After we ask God to forgive us, what do we say that we will do? ***Forgive others.***

 What does "Amen" mean? ***So be it.***

NOTES:

As time allows, do some of the activities on the Catholic Brain site connected to the video, such as the Memory Match, Fill in the Blank, Word Search and other printables, or the quiz.

C. DAY THREE

- Today, write the "Question to Consider" from the chapter on the board. Let students know that they should keep this question in mind as they re-read the chapter, and you will be discussing it later in the class.

- Guided Reading - Divide students into partners or small groups and have them re-read the chapter. This would be a wonderful activity to invite parent volunteers to help with, to read with the students and facilitate small group discussions.

When they finish reading, the students should discuss the "Question to Consider" in their groups, and each student should write a short answer to the question on a slip of paper or note card, which you may choose to use as an exit ticket for the class.

- After students have had a chance to discuss in their small groups, invite students to share their ideas, and facilitate a large-group discussion about the question.

- Before ending class today, students should copy the "Question to Consider" in their religion journals and write their response in it. They should use the response they wrote earlier in class as a starting point, but may revise it based on the class discussion.

NOTES:

D. DAY FOUR

- Today students will work in their religion picture journals. Begin the lesson, after prayer, by reviewing the Big Ideas, vocabulary, and "Question to Consider." Then, as a class, outline the chapter, highlighting important points. Write the outline on the board.

- Students should now, individually, write a summary of the chapter, using the outline you have created, in their religion journals and draw an image that represents the chapter. If time permits, allow students to share their summaries in small groups or as a large group.

E. DAY FIVE

- Students should complete the chapter review page at the end of the chapter.

- When students have completed the chapter review, correct it as a class. Be sure to check for any questions students may still have.

- Prayer Activity



Today's prayer activity is focused on the Our Father. It is a prayer we all know, but we sometimes say without much thought. Take some time to go through the Our Father slowly, one line at a time, helping students understand what it means, and allowing students some time to quietly reflect before moving on to the next line.

Encourage students to share with their families what they learned this week.

CHAPTER 27 PREVIEW

IN BRIEF

- Jesus Himself taught us the Our Father. CCC 2759
- With Jesus, we call God "Father." CCC 2789, 2790
- The Our Father expresses our trust in God. CCC 2828
- We ask God to forgive us as we forgive others. CCC 2838, 2842

VOCABULARY

- Our Father

QUESTION(S) TO CONSIDER

What makes the Our Father such a powerful prayer?

232

Bible story connections

- Matthew 7:7-11
- Luke 10:21-24
- Luke 12:22-32

Catholic Brain Video Connections

- Adventure Catechism – What is the Lord's Prayer?

Vocabulary

Lord's Prayer – another name for the Our Father

CHAPTER 27

THE OUR FATHER

> **The Lord's Prayer, or Our Father, by reason of its immense value, is at the basis of Christian prayer.**
>
> – Pope St. Paul VI



Pope Saint Paul VI

Jesus was praying in a certain place, and when He was finished, one of His disciples said to Him, "Lord, teach us to pray as John taught his disciples." He said to them, "When you pray, say, 'Our Father, Who art in Heaven, hallowed be Thy Name. Thy Kingdom come, Thy will be done, on earth as it is in Heaven. Give us this day our daily bread, and forgive us our trespasses, as we forgive those who trespass against us; and lead us not into temptation but deliver us from evil'" (Luke 11:1-3).

This famous prayer is the Our Father, also called the Lord's Prayer, since Jesus Himself taught it to us. It is an important prayer to make a part of our prayer lives, but remember that prayer must come from the heart. We should not simply say the words of the prayer; we must understand them so they can come from our hearts.

Praying the Our Father should make us want to become more like Him and will help us develop a humble heart that trusts God as one of His children.

Jesus begins by teaching us to call God "Father."



It reminds us of the intimate family relationship that we have with God. Jesus has revealed the Father to us, and through Him, we become sons and daughters of God. We do not call God "my Father," but rather "our Father." This unites us to Jesus and the entire family of God.

Next, we are reminded to glorify God: "Hallowed be Thy Name."



We pray for God's Kingdom to come.



With these words, we pray for God's Kingdom to be built up on earth, for His will to be done. But they also point us to Heaven. God's Kingdom is perfectly established in Heaven, and that is our true home. The Lord's Prayer looks forward to His return and the glory of Heaven. CCC 2772



NOTES:

NOTES:

The first three petitions of the Our Father focus on God's glory and ask that it be shown on earth; in the next four petitions, we come to Him with our needs. When we ask God to "give us this day our daily bread," we express our trust that He takes care of our needs. These words also remind us of the Holy Eucharist, which sustains us on our journey in this life.



We pray for God's forgiveness, and we acknowledge that we must forgive others.

This may be the scariest part of the prayer. We are asking God to show us the forgiveness that we show others. Jesus tells us, "If you forgive others their trespasses, your heavenly Father also will forgive you; but if you do not forgive others, neither will your Father forgive your trespasses" (Matthew 6:14-15). In this part of the Our Father, we are also asking God to give us the grace to forgive others.



Finally, we ask God to protect us from temptation and evil.

It is important, when we pray, to use our own words and also to use prayers we have learned, like the Our Father. They can teach us. The Our Father allows us to take Jesus' words and make them our own.

Occasionally, when you pray the Our Father, do it slowly, stopping to think about the words of the prayer. Let them touch your heart, and then offer them to God from the heart.





Discussion questions

What specific things do you learn from the Our Father?

How can we develop the proper attitude to pray the Our Father well, when we are so familiar with it?

Social justice: faith in action

- Evangelization Challenge – Pray the Our Father with someone you have never prayed with before.

DISCUSSION QUESTION:

What makes the Our Father such a powerful prayer?



TEACHING ABOUT PRAYER

Adapted from Matthew 6:7-15

Jesus said to His disciples, "When you pray, do not babble like the pagans do, who think they will be heard because of their many words. Do not be like them; your Father knows what you need before you ask Him. Pray like this:

'Our Father, Who art in Heaven, hallowed be Thy Name. Thy Kingdom come, Thy will be done, on earth as it is in Heaven. Give us this day our daily bread, and forgive us our trespasses, as we forgive those who trespass against us; and lead us not into temptation but deliver us from evil.'

"If you forgive others, your heavenly Father will forgive you. But if you do not forgive others, neither will your Father forgive you."

ACTIVITY

Chapter 27 Review

1) When Jesus' disciples asked Him to teach them how to pray, He taught them the _Our Father_.

2) The Our Father is also known as the __Lord's__ prayer.

3) We pray for God's _Kingdom__ to come.

4) "Give us this day our daily __bread___."

5) We ask God to forgive us, as we _forgive__ others.

6) With Jesus, what can we call God?
A) Father
B) Messiah
C) Creator
D) None of the above

7) In the Our Father, we proclaim God's Name to be _____.
A) Long
B) Holy
C) Hard to spell
D) Unspeakable

8) What does Jesus say we must do for our heavenly Father to forgive us?
A) Never sin
B) Pray the Our Father
C) Forgive others
D) Donate money to the Church

9) What do we ask God to protect us from when we pray the Our Father?
A) Death
B) Sickness
C) Temptation and evil
D) Wild animals and untrustworthy people

10) True/False: Once we have memorized the Our Father, we should pray it as fast as we can.
A) True
B) False

Memory Work (Baltimore Catechism)

492. Why do we address God as "Our Father who art in Heaven"?
We address God as "Our Father who art in Heaven" because we belong to Him, our loving Father, who created us and watches over us, who adopts us through sanctifying grace as His children, and who destines us to live forever with Him in Heaven, our true home.

CHAPTER 27 TAKE-HOME



This week in Religion Class . . .

Chapter title:
The Our Father

PLEASE REVIEW AT HOME:

Vocabulary:

- Our Father – the prayer that Jesus taught us, through which we offer ourselves to God our Father, seek His glory, and ask for good things for ourselves and others

1. What is another name for the Our Father? *The Lord's Prayer*
2. Who taught us the Our Father? *Jesus*
3. We ask God to forgive us, as we do what? *Forgive others.*

Discussion Question:
What makes the Our Father such a powerful prayer?

Activity:
Pray the Our Father as a family every night this week.

God thinks you are worth dying for!

CREEDS

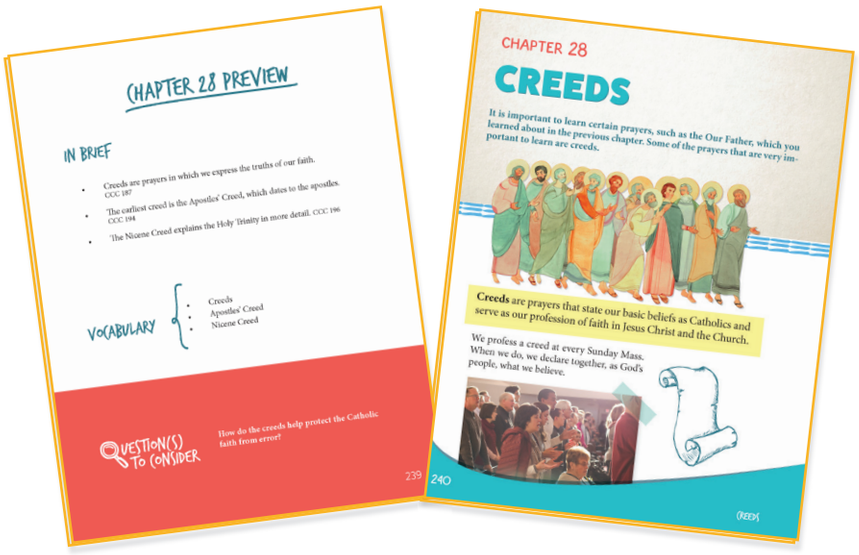

CHAPTER 28 OVERVIEW

NOTES:

1. OBJECTIVE

- Students will define what a creed is. They will distinguish between the Apostles' Creed and the Nicene Creed and recognize the circumstances surrounding the development of the Nicene Creed. Students will begin to memorize both of these creeds and explore their meaning.

2. MATERIALS

- Adventure Catechism text
- Catholic Brain website with ability to show video
- Student religion picture journals

3. PROCEDURE

- Open the lesson each day with prayer. You may choose the Come Holy Spirit prayer, asking the Holy Spirit to guide your lesson. Or, if you are learning a particular prayer as a class, this is an excellent time to practice and reinforce that. As the school year progresses, you may consider asking students to lead the prayer.
- **Be sure to close each day in prayer, as well, and encourage students to share with their families what they are learning.**

CHAPTER 28: 5-DAY LESSON PLAN

NOTES:

A. DAY ONE

- Introduce students to the Big Ideas for this chapter (the In Brief section of the chapter preview). Write the chapter's vocabulary words on the board.

- Read the chapter in the text as a class. Stop frequently to answer student questions and to check for comprehension. Highlight the vocabulary words when you read them, and be sure that students understand them.

- When you are finished reading the chapter, re-read the quote from the saint at the beginning of the chapter, and discuss what it means and how it relates to this week's topic.

- As you close in prayer today, begin by reading and discussing the Scripture passage in the text: 1Peter 3:15.

B. DAY TWO

- Begin by reviewing the Big Ideas from yesterday's lesson. Allow students to share what they remember and ask any questions they may have thought of.

- Watch the Adventure Catechism video, "What is Prayer?"

  https://www.catholicbrain.com/edu/videos/924394/1/lesson-09---what-is-prayer?

Note: This week's lesson is on the creeds, but it is in the middle of a broader study of prayer, which this video is meant to reinforce.

Ask the students a few questions to check for understanding, such as:



What is it called, when we talk to God or spend time with Him? ***Prayer***



How can we pray? ***(Answers will vary, but the students should suggest many different ways.)***

What attitude should we have when we pray? ***Humility***

NOTES:

As time allows, do some of the activities on the Catholic Brain site connected to the video, such as the Memory Match, Fill in the Blank, Word Search and other printables, or the quiz.

C. DAY THREE

- Today, write the "Question to Consider" from the chapter on the board. Let students know that they should keep this question in mind as they re-read the chapter, and you will be discussing it later in the class.

- Guided Reading - Divide students into partners or small groups and have them re-read the chapter. This would be a wonderful activity to invite parent volunteers to help with, to read with the students and facilitate small group discussions.

When they finish reading, the students should discuss the "Question to Consider" in their groups, and each student should write a short answer to the question on a slip of paper or note card, which you may choose to use as an exit ticket for the class.

- After students have had a chance to discuss in their small groups, invite students to share their ideas, and facilitate a large-group discussion about the question.

- Before ending class today, students should copy the "Question to Consider" in their religion journals and write their response in it. They should use the response they wrote earlier in class as a starting point, but may revise it based on the class discussion.

NOTES:

D. DAY FOUR

- Today students will work in their religion picture journals. Begin the lesson, after prayer, by reviewing the Big Ideas, vocabulary, and "Question to Consider." Then, as a class, outline the chapter, highlighting important points. Write the outline on the board.

- Students should now, individually, write a summary of the chapter, using the outline you have created, in their religion journals and draw an image that represents the chapter. If time permits, allow students to share their summaries in small groups or as a large group.

E. DAY FIVE

- Students should complete the chapter review page at the end of the chapter.

- When students have completed the chapter review, correct it as a class. Be sure to check for any questions students may still have.

- Prayer Activity



Last week, you did a prayer activity focused on the Our Father. Today, you will do the same thing with the Nicene Creed. It is a prayer we may sometimes say without much thought. Take some time to go through the Nicene Creed slowly, one line at a time, helping students understand what it means, and allowing students some time to quietly reflect before moving on to the next line.

Encourage students to share with their families what they learned this week.

CHAPTER 28 PREVIEW

IN BRIEF

- Creeds are prayers in which we express the truths of our faith. CCC 187
- The earliest creed is the Apostles' Creed, which dates to the apostles. CCC 194
- The Nicene Creed explains the Holy Trinity in more detail. CCC 196

VOCABULARY

- Creeds
- Apostles' Creed
- Nicene Creed

QUESTION(S) TO CONSIDER

How do the creeds help protect the Catholic faith from error?

239

Bible story connections

- Acts 2:42
- Philippians 2:1-2
- 1 Peter 3:15

Vocabulary

Creeds – prayers that state what we believe

CHAPTER 28

CREEDS

It is important to learn certain prayers, such as the Our Father, which you learned about in the previous chapter. Some of the prayers that are very important to learn are creeds.



Creeds are prayers that state our basic beliefs as Catholics and serve as our profession of faith in Jesus Christ and the Church.

We profess a creed at every Sunday Mass. When we do, we declare together, as God's people, what we believe.



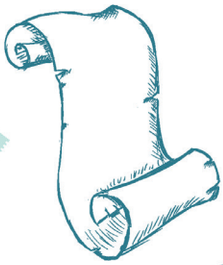

Creeds have always been important prayers for teaching and remembering the essential elements of our faith. In fact, if a non-Catholic asks you what you believe, as a Catholic, one thing you can do is profess one of the creeds of the Church. The earliest creed we have is the **Apostles' Creed.** It dates all the way back to the time of the apostles, and it connects us to the faith that the apostles received from Jesus and spread throughout the world. CCC 194



painting of St. Peter saying Mass in the catacombs



As time went on and the Catholic faith spread, sometimes confusion spread, too. We are always learning about God, and as our understanding deepens, sometimes we can develop some false ideas. This is why it is so important that the Holy Spirit protects the teachings of the Catholic Church. If we know and accept what the Church truly teaches, it will protect us from error.



To help people better understand the faith, the Church developed a more detailed creed, called the **Nicene Creed,** developed at the Council of Nicaea. This was a meeting of bishops who came from throughout the world to discuss things and clarify them for the people.

Discussion questions

Why is it important to know and understand the creeds?

NOTES:

Specifically, the Nicene Creed is more detailed than the Apostles' Creed in its explanation of the Trinity. At the time of the Council of Nicaea (A.D. 325), there were some people who did not believe in the *divinity* of Jesus. In other words, they did not believe that He is truly God. There was also confusion about the Holy Spirit. As you know, God is three divine Persons with one divine nature – three Persons in one God. This is the mystery of the Holy Trinity.



This is the building where the Council of Nicaea met in A. D. 325.

The Nicene Creed spelled it out so people would be able to better understand. It says that Jesus is

"God from God, Light from Light, true God from true God, begotten, not made, consubstantial with the Father..."



With these words, the creed makes clear that Jesus is God. The word "consubstantial" means "of the same substance." By saying that Jesus is "begotten, not made," the creed makes clear that Jesus has the same nature as God the Father; He is not a creature like we are. He is the only begotten Son of God, with a unique, eternal relationship with the Father. Jesus is God the Son, the Second Person of the Holy Trinity.

The Nicene Creed tells us that the Holy Spirit "proceeds from the Father and the Son, Who with the Father and the Son is adored and glorified, Who has spoken through the prophets." By stating that the Holy Spirit is adored and glorified with the Father and the Son, we are assured that He, too, is God, one of the Persons of the Holy Trinity.



fresco in a basilica in Rome, Italy depicting the Council of Nicaea

There are more creeds, but the Apostles' Creed and the Nicene Creed are two that we should memorize. Creeds are important so that we know the truth about God and what He has revealed to us. The creeds unite us in faith with each other, all the way back to the apostles.

Learn the creeds. Think about what they mean. And thank God for revealing Himself to you and wanting you to know Him.

Discussion questions

Is there any part of one of the creeds you find confusing or have questions about?

Social justice: faith in action

• Spiritual Work of Mercy – Instruct the Ignorant – Prepare a bulletin board that explains an element of our faith to the school or parish community.

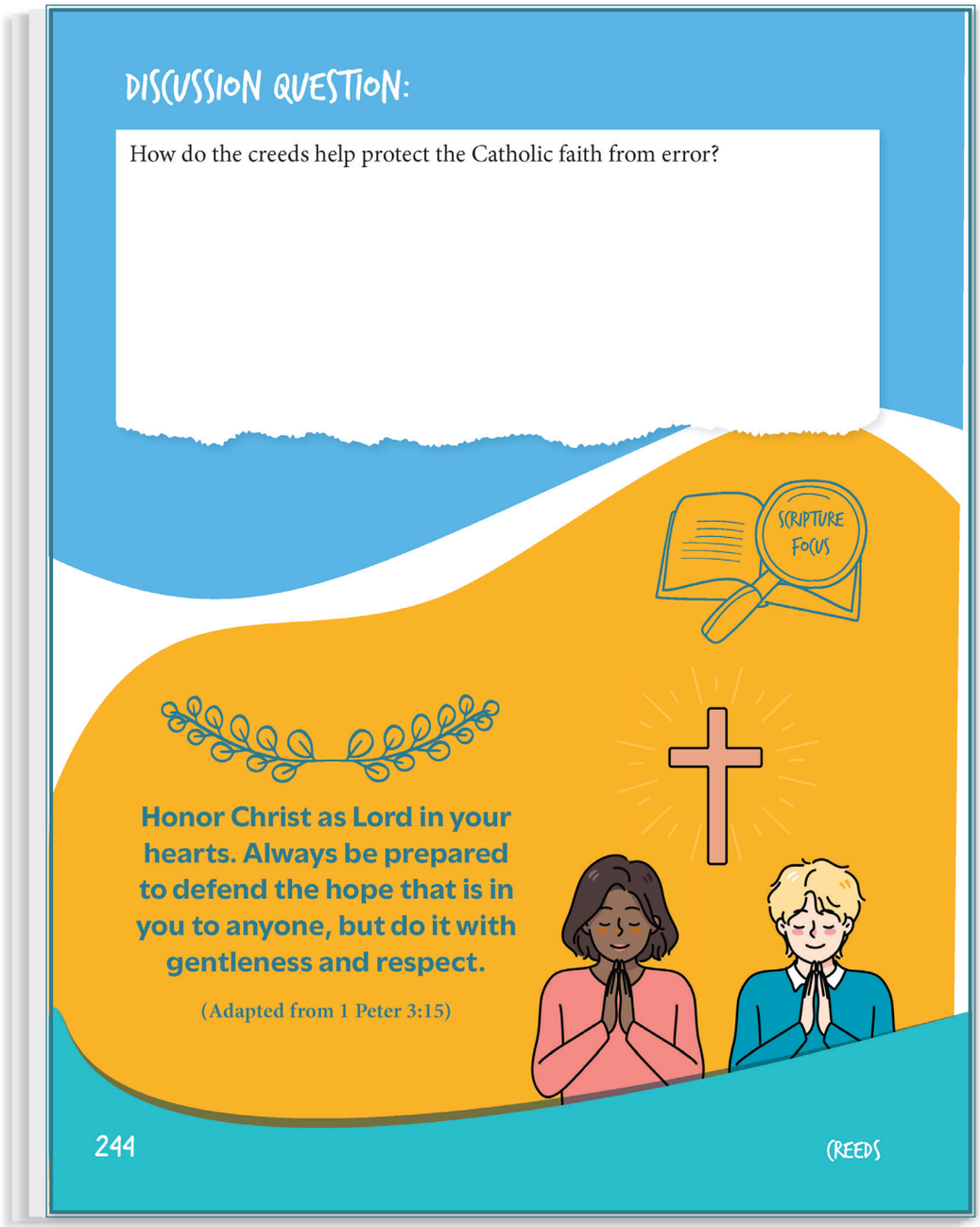

ACTIVITY

Chapter 28 Review

1) __Creeds__ are prayers that express what we believe.

2) The earliest creed we have is the _Apostles'_ Creed.

3) The __Nicene__ Creed goes into more specific detail about the Holy Trinity.

4) The Nicene Creed was developed at the _Council__ of Nicaea.

5) The Nicene Creed makes clear that Jesus truly is ___God____.

6) Which creed dates to the apostles?
A) The Apostles' Creed
B) The Jesus Creed
C) The Nicene Creed
D) The Jerusalem Creed

7) When was the Council of Nicaea?
A) 144 B.C.
B) A.D. 125
C) A.D. 325
D) 1 B.C.

8) What does the word "consubstantial" mean?
A) God
B) Creed
C) Of the same substance
D) Of three separate substances

9) According to the Nicene Creed, Who proceeds from the Father and the Son?
A) The Holy Spirit
B) The Virgin Mary
C) St. Joseph
D) The Catholic Church

10) What prayers can we tell non-Catholics to explain our basic beliefs to them?
A) Prayers we make up
B) Meditation
C) The Hail Mary
D) Creeds

Memory Work (Baltimore Catechism)

6. Where do we find the chief truths taught by Jesus Christ through the Catholic Church?
We find the chief truths taught by Jesus Christ through the Catholic Church in the Apostles' Creed.

Memorize the Apostles' Creed and the Nicene Creed.

CHAPTER 28 TAKE-HOME



This week in Religion Class . . .

Chapter title:
Creeds

PLEASE REVIEW AT HOME:

Vocabulary:
- Creeds – prayers that state what we believe

1. Which creed dates all the way to the apostles? *The Apostles' Creed*
2. What creed, written in A.D. 325, made the teaching about the Trinity clearer? *The Nicene Creed*

Discussion Question:
How do the creeds help protect the Catholic faith from error?

Activity:
As a family, pray one of the creeds together each night this week.

God thinks you are worth dying for!

THE STATIONS OF THE CROSS AND THE ROSARY

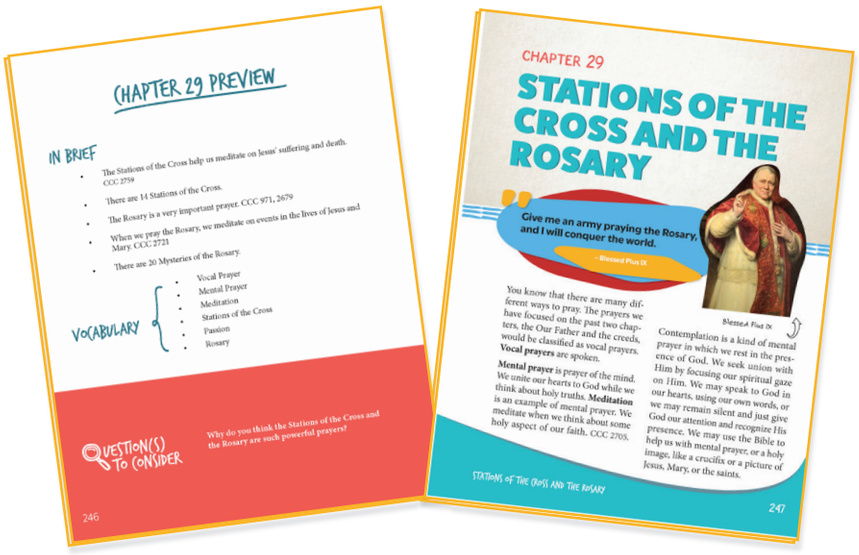

CHAPTER 29 OVERVIEW

NOTES:

1. OBJECTIVE

- Students will understand how to pray the Stations of the Cross and the Rosary and will be able to explain their importance. They will identify the 14 Stations of the Cross and 20 Mysteries of the Rosary and will practice praying the Stations of the Cross.

2. MATERIALS

- Adventure Catechism text
- Catholic Brain website with ability to show video
- Student religion picture journals
- Stations of the Cross reflections (from lesson 8)

3. PROCEDURE

- Open the lesson each day with prayer. You may choose the Come Holy Spirit prayer, asking the Holy Spirit to guide your lesson. Or, if you are learning a particular prayer as a class, this is an excellent time to practice and reinforce that. As the school year progresses, you may consider asking students to lead the prayer.
- **Be sure to close each day in prayer, as well, and encourage students to share with their families what they are learning.**

CHAPTER 29: 5-DAY LESSON PLAN

NOTES:

A. DAY ONE

- Introduce students to the Big Ideas for this chapter (the In Brief section of the chapter preview). Write the chapter's vocabulary words on the board.

- Read the chapter in the text as a class. Stop frequently to answer student questions and to check for comprehension. Highlight the vocabulary words when you read them, and be sure that students understand them.

- When you are finished reading the chapter, re-read the quote from the saint at the beginning of the chapter, and discuss what it means and how it relates to this week's topic.

- As you close in prayer today, begin by reading and discussing the Scripture passage in the text: Philippians 4:8.

B. DAY TWO

- Begin by reviewing the Big Ideas from yesterday's lesson. Allow students to share what they remember and ask any questions they may have thought of.

- Watch the video, "God With Us" from the point 1:09:30 to the end.

  https://www.catholicbrain.com/edu/videos/6468/1/god-with-us

Ask the students if they have any questions after watching the video.

C. DAY THREE

NOTES:

- Today, write the "Question to Consider" from the chapter on the board. Let students know that they should keep this question in mind as they re-read the chapter, and you will be discussing it later in the class.

- Guided Reading - Divide students into partners or small groups and have them re-read the chapter. This would be a wonderful activity to invite parent volunteers to help with, to read with the students and facilitate small group discussions.

When they finish reading, the students should discuss the "Question to Consider" in their groups, and each student should write a short answer to the question on a slip of paper or note card, which you may choose to use as an exit ticket for the class.

- After students have had a chance to discuss in their small groups, invite students to share their ideas, and facilitate a large-group discussion about the question.

- Before ending class today, students should copy the "Question to Consider" in their religion journals and write their response in it. They should use the response they wrote earlier in class as a starting point, but may revise it based on the class discussion.

NOTES:

D. DAY FOUR

- Today students will work in their religion picture journals. Begin the lesson, after prayer, by reviewing the Big Ideas, vocabulary, and "Question to Consider." Then, as a class, outline the chapter, highlighting important points. Write the outline on the board.

- Students should now, individually, write a summary of the chapter, using the outline you have created, in their religion journals and draw an image that represents the chapter. If time permits, allow students to share their summaries in small groups or as a large group.

E. DAY FIVE

- Students should complete the chapter review page at the end of the chapter.

- When students have completed the chapter review, correct it as a class. Be sure to check for any questions students may still have.

- Prayer Activity



In Lesson 26, you prayed the Rosary; this week, you will pray the Stations of the Cross. You first prayed this together in Lesson 8. Review the Stations with the students, and you may want to use the reflections found in the Lesson 8 materials.

If you don't have access to a church, you may want to go out and find a place you can prayerfully meditate on the Stations.

Encourage students to share with their families what they learned this week.

CHAPTER 29 PREVIEW

IN BRIEF

- The Stations of the Cross help us meditate on Jesus' suffering and death. CCC 2759
- There are 14 Stations of the Cross.
- The Rosary is a very important prayer. CCC 971, 2679
- When we pray the Rosary, we meditate on events in the lives of Jesus and Mary. CCC 2721
- There are 20 Mysteries of the Rosary.

VOCABULARY

- Vocal Prayer
- Mental Prayer
- Meditation
- Stations of the Cross
- Passion
- Rosary

QUESTION(S) TO CONSIDER

Why do you think the Stations of the Cross and the Rosary are such powerful prayers?

246

Bible story connections

- Luke 1:26-38
- Luke 2:41-51
- Mark 15

Catholic Brain Video Connections

- The Holy Rosary
- The Joyful Mysteries
- The Luminous Mysteries
- The Sorrowful Mysteries
- The Glorious Mysteries
- Stations of the Cross

Vocabulary

Vocal Prayer – prayer that uses spoken words

Mental Prayer – prayer that does not use words, by which we unite ourselves to God through our minds and hearts

Meditation – a type of mental prayer through which we think intently about some aspect of our faith to understand it better

Discussion questions

Why is mental prayer important?

CHAPTER 29

STATIONS OF THE CROSS AND THE ROSARY

Give me an army praying the Rosary, and I will conquer the world.

– Blessed Pius IX



Blessed Pius IX

You know that there are many different ways to pray. The prayers we have focused on the past two chapters, the Our Father and the creeds, would be classified as vocal prayers. **Vocal prayers** are spoken.

Mental prayer is prayer of the mind. We unite our hearts to God while we think about holy truths. **Meditation** is an example of mental prayer. We meditate when we think about some holy aspect of our faith. CCC 2705.

Contemplation is a kind of mental prayer in which we rest in the presence of God. We seek union with Him by focusing our spiritual gaze on Him. We may speak to God in our hearts, using our own words, or we may remain silent and just give God our attention and recognize His presence. We may use the Bible to help us with mental prayer, or a holy image, like a crucifix or a picture of Jesus, Mary, or the saints.

There are many popular devotions that Catholics practice throughout the world; often they reflect the different cultures in which Catholics live, while authentically expressing our Catholic faith. Some devotions are popular worldwide and combine elements of vocal and mental prayer. One is the **Stations of the Cross.** Somewhere at the church building, the Stations will be displayed. They are 14 images of moments during Jesus' suffering and death on the cross. When we pray the Stations of the Cross, we move from image to image, thinking about each particular moment in Jesus' **Passion,** His suffering.



There are prayers or readings that can be done at each Station, or it can be done in silent meditation. The purpose of praying the Stations of the Cross is to get a deeper understanding of Christ's suffering and God's love for us. Since Jesus died for our sins, it should also help us understand the seriousness of sin and develop a firm resolution to avoid it.







Vocabulary

Passion – Jesus' suffering and death

Vocabulary

Stations of the Cross – a devotion in which we follow the events of Jesus' suffering and death through prayers and meditation

The 14 Stations of the Cross are:

I.	Jesus is condemned to death
II.	Jesus accepts His cross
III.	Jesus falls the first time
IV.	Jesus meets His mother
V.	Simon helps Jesus carry the cross
VI.	Veronica wipes the Face of Jesus
VII.	Jesus falls the second time
VIII.	Jesus meets the women of Jerusalem
IX.	Jesus falls the third time
X.	Jesus is stripped of His garments
XI.	Jesus is nailed to the cross
XII.	Jesus dies on the cross
XIII.	Jesus is taken down from the cross
XIV.	Jesus is laid in the tomb





The Rosary

Another very important prayer that combines elements of vocal prayer and mental prayer is the Rosary. One thing that makes the Rosary unique is that when we pray the Rosary, we join with Mary in our prayer. We meditate on events in the lives of Jesus and Mary.

The Rosary is made up of five decades. Each decade begins with an Our Father, followed by ten Hail Marys, and then a Glory Be. We count the prayers using rosary beads. Even though these are vocal prayers, in the Rosary, they are used to aid our meditation. They are prayers that we should know by memory, so the words come to us without effort.





Vocabulary

Rosary – a type of prayer involving a string of beads and saying prayers like the Our Father, Hail Mary, and Glory Be, while thinking about the lives of Jesus and Mary

NOTES:

By using the rosary beads, we do not need to keep track or count them while we pray. The rhythm and repetition of the prayers of the Rosary are meant to help us to meditate, to think of the Mysteries of the Rosary. By repeating the holy words of the prayers, which come without effort, our minds should be less distracted and freer to focus on each Mystery of the Rosary.

- We meditate on one Mystery during each decade.
- There are **20 Mysteries** of the Rosary, divided into groups of five.



The Rosary has repeatedly been recommended to us as a powerful prayer. In fact, when Mary appeared to St. Dominic in 1214, she called the Rosary, "the weapon that God will use to reform the world."



The Mysteries of the Rosary are:



The Joyful Mysteries
I. The Annunciation
II. The Visitation
III. The Nativity
IV. The Presentation in the Temple
V. Finding the Child Jesus in the Temple

The Luminous Mysteries
I. The Baptism of Jesus
II. The Wedding at Cana
III. The Proclamation of the Kingdom of God
IV. The Transfiguration
V. The Institution of the Eucharist



The Sorrowful Mysteries
I. The Agony in the Garden
II. The Scourging at the Pillar
III. The Crowning with Thorns
IV. Carrying the Cross
V. The Crucifixion

The Glorious Mysteries
I. The Resurrection
II. The Ascension
III. The Descent of the Holy Spirit at Pentecost
IV. The Assumption of Mary
V. The Coronation of Mary as Queen of Heaven and Earth



Discussion questions

Compare and contrast the Stations of the Cross and the Sorrowful Mysteries of the Rosary.

Social justice: faith in action

- Right to Life – Invite other classes to pray a Rosary for life with you. One example can be found at: **https://www.usccb.org/prayers/rosary-life-joy-ful-mysteries**

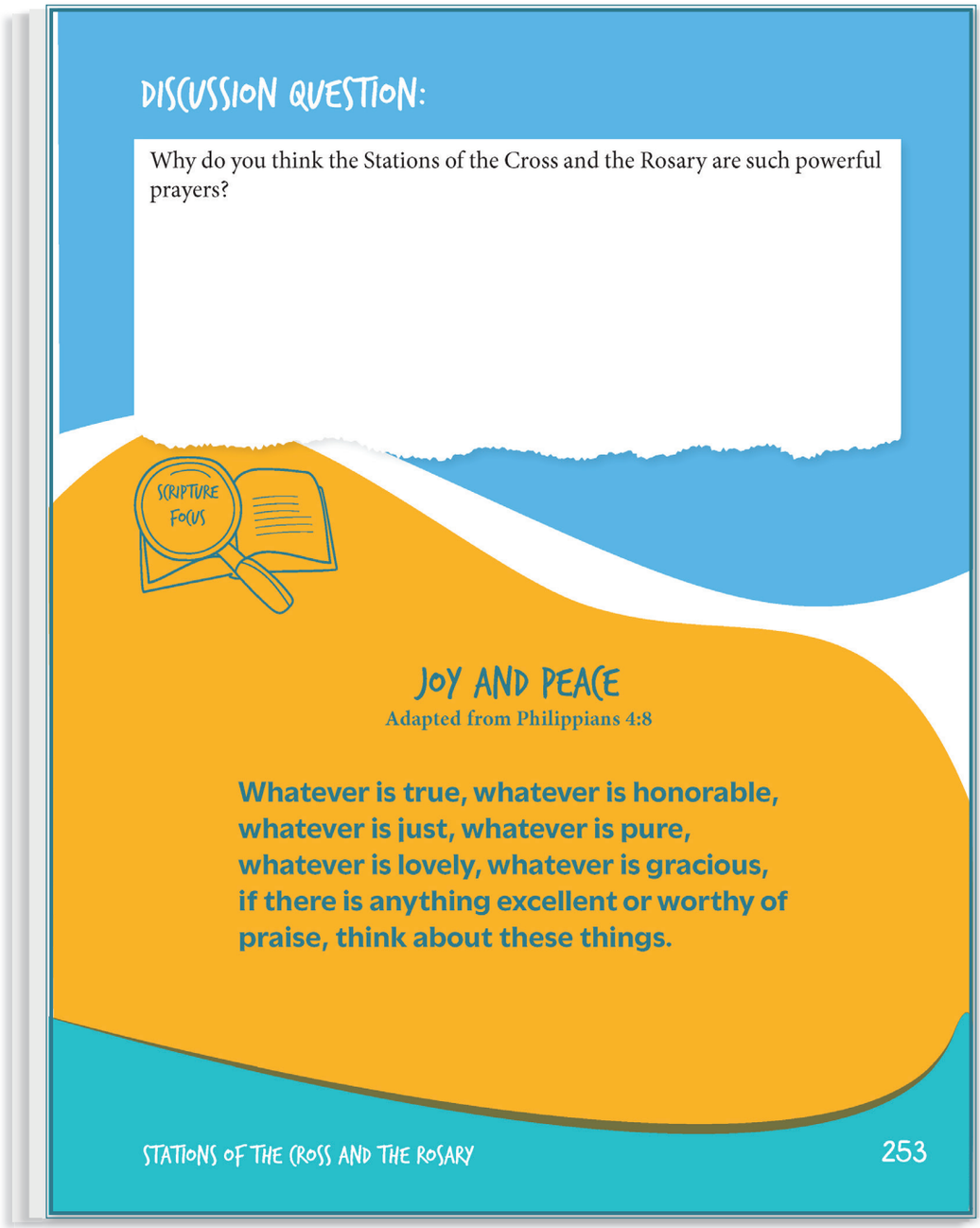

DISCUSSION QUESTION:

Why do you think the Stations of the Cross and the Rosary are such powerful prayers?

JOY AND PEACE

Adapted from Philippians 4:8

Whatever is true, whatever is honorable, whatever is just, whatever is pure, whatever is lovely, whatever is gracious, if there is anything excellent or worthy of praise, think about these things.

STATIONS OF THE CROSS AND THE ROSARY 253

ACTIVITY

Chapter 29 Review

1) __Vocal___ prayers are spoken.

2) Meditation is an example of __mental__ prayer.

3) When we pray the __Rosary__, we meditate on events in the lives of Jesus and Mary.

4) During the _Stations_ of the __Cross___, we meditate on the Passion of Jesus.

5) The Rosary is made up of five _decades__.

6) How many Mysteries of the Rosary are there?
A) Five
B) Ten
C) Twenty
D) Fifty

7) How many Stations of the Cross are there?
A) Five
B) Twelve
C) Fourteen
D) Twenty

8) Which saint did Mary give the Rosary to?
A) St. Francis of Assisi
B) St. Joseph
C) St. John Paul II
D) St. Dominic

9) Who called the Rosary, "the weapon that God will use to reform the world"?
A) Mary
B) Pope Francis
C) St. Joseph
D) The Archangel Gabriel

10) True/False: We can usually find the Stations of the Cross displayed in the church.
A) True
B) False

Memory Work (Baltimore Catechism)

477. How should we pray?
We should pray:
first, with attention;
second, with a conviction of our own helplessness and our dependence upon God;
third, with a great desire for the graces we beg of Him;
fourth, with loving trust in His goodness;
fifth, with perseverance

CHAPTER 29 TAKE-HOME



This week in Religion Class . . .

Chapter title:
Stations of the Cross and the Rosary

PLEASE REVIEW AT HOME:

Vocabulary:

- Meditation – a type of mental prayer through which we think intently about some aspect of our faith to understand it better
- Stations of the Cross – a devotion in which we follow the events of Jesus' suffering and death through prayers and meditation
- Rosary – a type of prayer involving a string of beads and saying prayers like the Our Father, Hail Mary, and Glory Be, while thinking about the lives of Jesus and Mary

1. How many Stations of the Cross are there? *Fourteen*
2. Which saint did Mary give the Rosary to? *St. Dominic*

Discussion Question:
Why do you think the Stations of the Cross and the Rosary are such powerful prayers?

Activity:
Pray the Rosary together as a family. If you need a refresher of how to pray the Rosary, see the USCCB guide.
https://www.usccb.org/how-to-pray-the-rosary

God thinks you are worth dying for!

THE LITURGICAL YEAR



CHAPTER 30 OVERVIEW

NOTES:

1. OBJECTIVE

- Students will be able to define the liturgical year and understand how to make and read a liturgical calendar. They will identify the different liturgical seasons and major feasts throughout the year. Students will recognize how the different feasts and seasons guide our worship throughout the year.

2. MATERIALS

- Adventure Catechism text
- Catholic Brain website with ability to show video
- Student religion picture journals
- Printouts from Catholic Brain
- Colored pencils or crayons

3. PROCEDURE

- Open the lesson each day with prayer. You may choose the Come Holy Spirit prayer, asking the Holy Spirit to guide your lesson. Or, if you are learning a particular prayer as a class, this is an excellent time to practice and reinforce that. As the school year progresses, you may consider asking students to lead the prayer.
- **Be sure to close each day in prayer, as well, and encourage students to share with their families what they are learning.**

CHAPTER 30: 5-DAY LESSON PLAN

NOTES:

A. DAY ONE

- Introduce students to the Big Ideas for this chapter (the In Brief section of the chapter preview). Write the chapter's vocabulary words on the board.

- Read the chapter in the text as a class. Stop frequently to answer student questions and to check for comprehension. Highlight the vocabulary words when you read them, and be sure that students understand them.

- When you are finished reading the chapter, re-read the quote from the saint at the beginning of the chapter, and discuss what it means and how it relates to this week's topic.

- As you close in prayer today, begin by reading and discussing the Scripture passage in the text: Ecclesiastes 3:1-2, 4, 6, 11.

B. DAY TWO

- Begin by reviewing the Big Ideas from yesterday's lesson. Allow students to share what they remember and ask any questions they may have thought of.

- Adventure Catechism video, "What is the Liturgical Calendar?"

  https://www.catholicbrain.com/edu/videos/1053044/1/lesson-32---what-is-the-liturgical-calendar?

Ask the students a few questions to check for understanding, such as:


Which day of the week may we go to Mass? ***Any day***


Which day of the week must we go to Mass? ***Sunday (or Saturday night – vigil)***



What are the prayers called, that people can pray at different hours throughout the day? ***The Liturgy of the Hours***

NOTES:

As time allows, do some of the activities on the Catholic Brain site connected to the video, such as the Memory Match, Fill in the Blank, Word Search and other printables, or the quiz.

C. DAY THREE

- Today, write the "Question to Consider" from the chapter on the board. Let students know that they should keep this question in mind as they re-read the chapter, and you will be discussing it later in the class.

- Guided Reading - Divide students into partners or small groups and have them re-read the chapter. This would be a wonderful activity to invite parent volunteers to help with, to read with the students and facilitate small group discussions.

When they finish reading, the students should discuss the "Question to Consider" in their groups, and each student should write a short answer to the question on a slip of paper or note card, which you may choose to use as an exit ticket for the class.

- After students have had a chance to discuss in their small groups, invite students to share their ideas, and facilitate a large-group discussion about the question.

- Before ending class today, students should copy the "Question to Consider" in their religion journals and write their response in it. They should use the response they wrote earlier in class as a starting point, but may revise it based on the class discussion.

NOTES:

D. DAY FOUR

- Today students will work in their religion picture journals. Begin the lesson, after prayer, by reviewing the Big Ideas, vocabulary, and "Question to Consider." Then, as a class, outline the chapter, highlighting important points. Write the outline on the board.

- Students should now, individually, write a summary of the chapter, using the outline you have created, in their religion journals and draw an image that represents the chapter. If time permits, allow students to share their summaries in small groups or as a large group.

E. DAY FIVE

- Students should complete the chapter review page at the end of the chapter.

- When students have completed the chapter review, correct it as a class. Be sure to check for any questions students may still have.

- Activity



Students can color the liturgical calendar diagram, found on Catholic Brain: **https://s3.us-east-1.amazonaws.com/catholic-brain/prod/dc/cbrain-app/files/doc-lib/2019/11/15/03/58/31/223/head/Liturgical%20Calendar%20Coloring.pdf**



Be sure they understand what it means and how to color it properly. And be sure to close in prayer.

Encourage students to share with their families what they learned this week.

CHAPTER 30 PREVIEW

IN BRIEF

- The Church has feasts and seasons on a liturgical calendar. CCC 1171
- Advent is a season when we prepare to welcome Jesus and celebrate His birth. CCC 524
- There are two periods of Ordinary Time.
- Lent is a forty-day period leading up to Easter. CCC 1438
- Easter is the biggest feast day of the Church year. CCC 1169
- There are important feasts throughout the year. CCC 1172, 1173

VOCABULARY

- Liturgical Year
- Advent
- Epiphany
- Lent
- Ash Wednesday
- Triduum

QUESTION(S) TO CONSIDER

How can the liturgical year affect our prayer?

255

Bible story connections

- Numbers 9:1-5
- Luke 2:1-20
- Mark 15

Catholic Brain Video Connections

- Adventure Catechism – What is the Liturgical Calendar?
- Adventure Catechism – What is Advent?
- Adventure Catechism – What is the Christmas Season?
- Adventure Catechism – What is Lent?
- Adventure Catechism – What is Holy Week and Easter?

Vocabulary

Liturgical Year – the feasts and seasons we celebrate throughout the Church year

CHAPTER 30

THE LITURGICAL YEAR

You have been learning about the different ways we pray, and about always being aware of God's presence.



The Church helps us to experience the different seasons of faith in our lives through the liturgical year. CCC 1171

The **liturgical year** refers to the different seasons and holidays (called feast days or holy days) that we celebrate throughout the year. The liturgical year helps us to experience the important events of our faith and make the life of Jesus a part of our own lives. In the course of the year, we celebrate the whole mystery of Christ, from His Incarnation and birth, through His death and Resurrection, to His Ascension, Pentecost, and the blessed hope of His return.

Advent and Christmas

The liturgical year begins with the season of **Advent,** which starts four Sundays before Christmas. In Advent, we take part in the experience of waiting that God's people went through from the moment He had promised a Savior until the time that Jesus came into the world.



Many people confuse the season of Advent with the Christmas season, but they are different, and they should have a very different feel. **Advent is a season of penance and expectation, rather than celebration.**

Finally, on December 25, it is Christmas. On **Christmas** we celebrate the birth of Jesus in a manger in Bethlehem. Although this event took place over 2,000 years ago, we are encouraged to make it present today through the Scripture we hear at Mass and the feast days surrounding it, like the visit of the three wisemen on the **Epiphany.** The Christmas season begins on Christmas and lasts until the feast of the **Baptism of Jesus.**



Vocabulary

Advent – the first season of the Church year; the four weeks before Christmas during which we prepare to celebrate the birth of Jesus.

Christmas – the celebration of Jesus' birth on December 25

Epiphany – a deep understanding of an important truth; on the Feast of the Epiphany, we celebrate the wise men honoring the Baby Jesus.

Vocabulary

Ordinary Time – the periods of the liturgical year that are not one of the special liturgical seasons

Discussion questions

How can we grow in our faith during Ordinary Time?

Ordinary Time

There are two periods of Ordinary Time, the shorter one between Advent and Lent, and the longer one from Pentecost until the start of the following Advent. Most of our lives are **Ordinary Time,** liturgically speaking.



And most of our lives are spent in the ordinary activities of life. But this is where we must find God. We have to bring God into the ordinary, daily activities of life. ***This is where most saints are made, in the ordinary, not the extraordinary.***

St. Thérèse's "Little Way" taught that by doing simple acts with great love, we can show our love for Jesus.

Of course, our ordinary lives are punctuated with special and important events, and the same is true with Ordinary Time. There are special feasts that we celebrate during Ordinary Time, feasts of Jesus, Mary, and the saints.



Lent

Lent is the forty-day period leading up to Easter. It begins with **Ash Wednesday.** The ashes are a sign of penance and are meant to remind us that life on earth isn't permanent. Heaven is. So, if our priorities have gotten out of place, Lent is the time to reorder them properly.



During Lent we follow the example of Jesus, Who spent forty days in the desert fasting and praying before He began His public ministry.



We spend these forty days refocusing. It is a time of penance, when we adopt special spiritual practices that will help us turn away from sin in our lives and grow closer to God.

At the end of Lent, we celebrate the **Triduum,** beginning with **Holy Thursday,** through **Easter Sunday.** During this period, the Church's liturgies are very different than usual. We walk with Jesus through the experience of the Last Supper, then on **Good Friday,** to the cross. On Holy Saturday, it is quiet. There is a feeling of calm, between the emotional events of Good Friday and the excitement and glory of Easter.





Vocabulary

Lent – forty days before Easter, during which we use prayer and fasting to prepare to celebrate Jesus rising from the dead

Ash Wednesday – the first day of the season of Lent

Triduum – the holy days at the end of Lent, just before Easter – from Holy Thursday to Easter Sunday

Vocabulary

Easter – the celebration of Jesus rising from the dead three days after He was crucified

Ascension – Jesus' return to Heaven 40 days after He rose from the dead

Pentecost – fifty days after Easter, when the apostles received the Holy Spirit

Discussion questions

What is your favorite season of the liturgical year? Why?

Easter

Easter is the biggest feast day of the entire Church year. CCC 1169.



On Easter Sunday, Jesus rose from the dead. Death was defeated forever. This is a time to celebrate! The penances of Lent are over, and now we rise to new life, better than we were before.



Unfortunately, like Christmas, many people treat Easter as a one-day celebration. But the ***Easter season lasts for fifty days,*** even longer than Lent. Forty days after Easter, we celebrate the **Ascension,** Jesus' return to Heaven. The Easter season ends with the feast of **Pentecost,** one of the three biggest feasts of the year, along with Easter and Christmas. On Pentecost, we celebrate the coming of the Holy Spirit to the apostles. Because Pentecost is when the apostles received the Spirit and began their mission, it is often called the **birthday of the Church.**



As Catholics, we should make the changes of the liturgical year a part of our lives. By including the liturgical year in our prayer and daily experiences, we will make sure that our faith is not just one aspect of our lives but that it is at the heart of who we are.

DISCUSSION QUESTION:

How can the liturgical year affect our prayer?



THE RIGHT TIME

Adapted from Ecclesiastes 3:1-2, 4, 6, 11

There is a chosen time for everything.
A time to be born, and a time to die;
a time to plant, and a time to pull up the plants.
A time to cry, and a time to laugh;
a time to be sad, and a time to dance.
A time to find, and a time to lose;
a time to keep, and a time to give away.

God has made everything beautiful in its time;
He has also put eternity in people's minds, and
people do not realize what God has done.

Social justice: faith in action

- Solidarity – Find out what the next feast day is on the liturgical calendar and plan some way to celebrate it with the community.

Memory Work (Baltimore Catechism)

86. How was the Son of God made man?
The Son of God was conceived and made man by the power of the Holy Spirit in the womb of the Blessed Virgin Mary.

90. What is meant by the Redemption?
By the Redemption is meant that Jesus Christ, as the Redeemer of the whole human race, offered His sufferings and death to God as a fitting sacrifice in satisfaction for the sins of men, and regained for them the right to be children of God and heirs of Heaven.

ACTIVITY

Chapter 30 Review

1) There are many feasts and seasons on the _liturgical_ calendar.

2) The liturgical year begins with the season of __Advent__.

3) ___Ash____ Wednesday is the first day of ___Lent___.

4) At the end of Lent, beginning with Holy Thursday, we celebrate the _Triduum__.

5) There are two periods of _Ordinary_ Time.

6) Which feast is a celebration of the birth of Jesus?
A) Christmas
B) Easter
C) Ash Wednesday
D) Good Friday

7) Which feast celebrates the visit of the three wise men?
A) Christmas
B) Holy Thursday
C) Epiphany
D) All Saints Day

8) Which feast celebrates the Resurrection of Jesus?
A) Pentecost
B) Easter
C) Christmas
D) Holy Saturday

9) Which feast does the Easter season end with?
A) Good Friday
B) Christmas
C) Epiphany
D) Pentecost

10) True/False: Easter is the biggest feast of the year.
A) True
B) False

CHAPTER 30 TAKE-HOME


CHAPTER 30

THE LITURGICAL YEAR

You have been learning about the different ways we pray, and about always being aware of God's presence.

The Church helps us to experience the different seasons of faith in our lives through the liturgical year. CCC 1171

The **liturgical year** refers to the different seasons and holidays (called feast days or holy days) that we celebrate throughout the year. The liturgical year helps us to experience the important events of our faith and make the life of Jesus a part of our own lives. In the course of the year, we celebrate the whole mystery of Christ, from His Incarnation and birth, through His death and Resurrection, to His Ascension, Pentecost, and the blessed hope of His return.

256

This week in Religion Class . . .

Chapter title:
The Liturgical Year

PLEASE REVIEW AT HOME:

Vocabulary:

- Advent – the four weeks before Christmas during which we prepare to celebrate the birth of Jesus
- Lent - forty days before Easter, during which we use prayer and fasting to prepare to celebrate Jesus rising from the dead
- Epiphany – a deep understanding of an important truth; on the Feast of the Epiphany, we celebrate the wise men honoring the Baby Jesus.
- Triduum – the holy days at the end of Lent, just before Easter – from Holy Thursday to Easter Sunday

1. What is the first season of the liturgical year? *Advent*
2. Which two seasons are penitential seasons? *Advent and Lent*

Discussion Question:
How can the liturgical year affect our prayer?

Activity:
Check the liturgical calendar and find the next big feast that is coming up. As a family, plan something special and fun you can do to celebrate it.

God thinks you are worth dying for!

Prayers to Know

The Sign of the Cross
In the Name of the Father,
and of the Son,
and of the Holy Spirit, Amen.

The Our Father
Our Father, Who art in Heaven,
hallowed by Thy Name.
Thy Kingdom come, Thy will be done,
on earth as it is in Heaven.
Give us this day our daily bread,
and forgive us our trespasses,
as we forgive those who trespass against us;
and lead us not into temptation
but deliver us from evil. Amen.



The Hail Mary
Hail Mary, full of grace, the Lord is with you.
Blessed are you among women,
and blessed is the fruit of your womb, Jesus.
Holy Mary, Mother of God, pray for us sinners,
now and at the hour of our death. Amen.

The Glory Be

Glory be to the Father, and to the Son, and to the Holy Spirit,
as it was in the beginning, is now, and ever shall be,
world without end. Amen.

The Apostles' Creed



I believe in God, the Father almighty,
Creator of Heaven and earth,
and in Jesus Christ, His only Son, Our Lord,
Who was conceived by the Holy Spirit,
born of the Virgin Mary,
suffered under Pontius Pilate,
was crucified, died, and was buried;
He descended into hell;
on the third day He rose again from the dead;
He ascended into Heaven,
and is seated at the right hand of God the Father almighty;
from there He will come to judge the living and the dead.
I believe in the Holy Spirit,
the holy catholic Church,
the communion of saints,
the forgiveness of sins,
the resurrection of the body,
and life everlasting. Amen.

Hail, Holy Queen



Hail, Holy Queen, Mother of mercy,
our life, our sweetness, and our hope!
To you do we cry,
poor banished children of Eve.
To you do we send up our sighs,
mourning and weeping in this valley of tears.
Turn, then, most gracious advocate,
your eyes of mercy toward us;
and after this, our exile,
show unto us the blessed fruit of your womb, Jesus.
O clement, O loving, O sweet Virgin Mary!

Pray for us,O holy Mother of God,
That we may be made worthy of the promises of Christ. Amen.

The Act of Contrition

O my God, I am heartily sorry for having offended You,
and I detest all my sins because of Your just punishments,
but most of all because they offend You, my God,
Who are all good and deserving of all my love.
I firmly resolve, with the help of Your grace,
to sin no more and to avoid the near occasion of sin. Amen.

Come, Holy Spirit

Come, Holy Spirit, fill the hearts of Your faithful
and kindle in them the fire of Your love.
Send forth Your Spirit and they shall be created,
and You shall renew the face of the earth.
O God, Who by the light of the Holy Spirit,
did instruct the hearts of the faithful,
grant that by the same Holy Spirit,
we may be truly wise and ever rejoice in His consolations,
through Christ our Lord. Amen.

The Morning Offering

O Jesus, through the Immaculate Heart of Mary,
I offer You my prayers, works, joys, and sufferings of this day,
in union with the Holy Sacrifice of the Mass throughout the world.
I offer them for the intentions of Your Sacred Heart,
the salvation of souls,
in reparation for sin,
the reunion of all Christians,
and the intentions of the holy father. Amen.

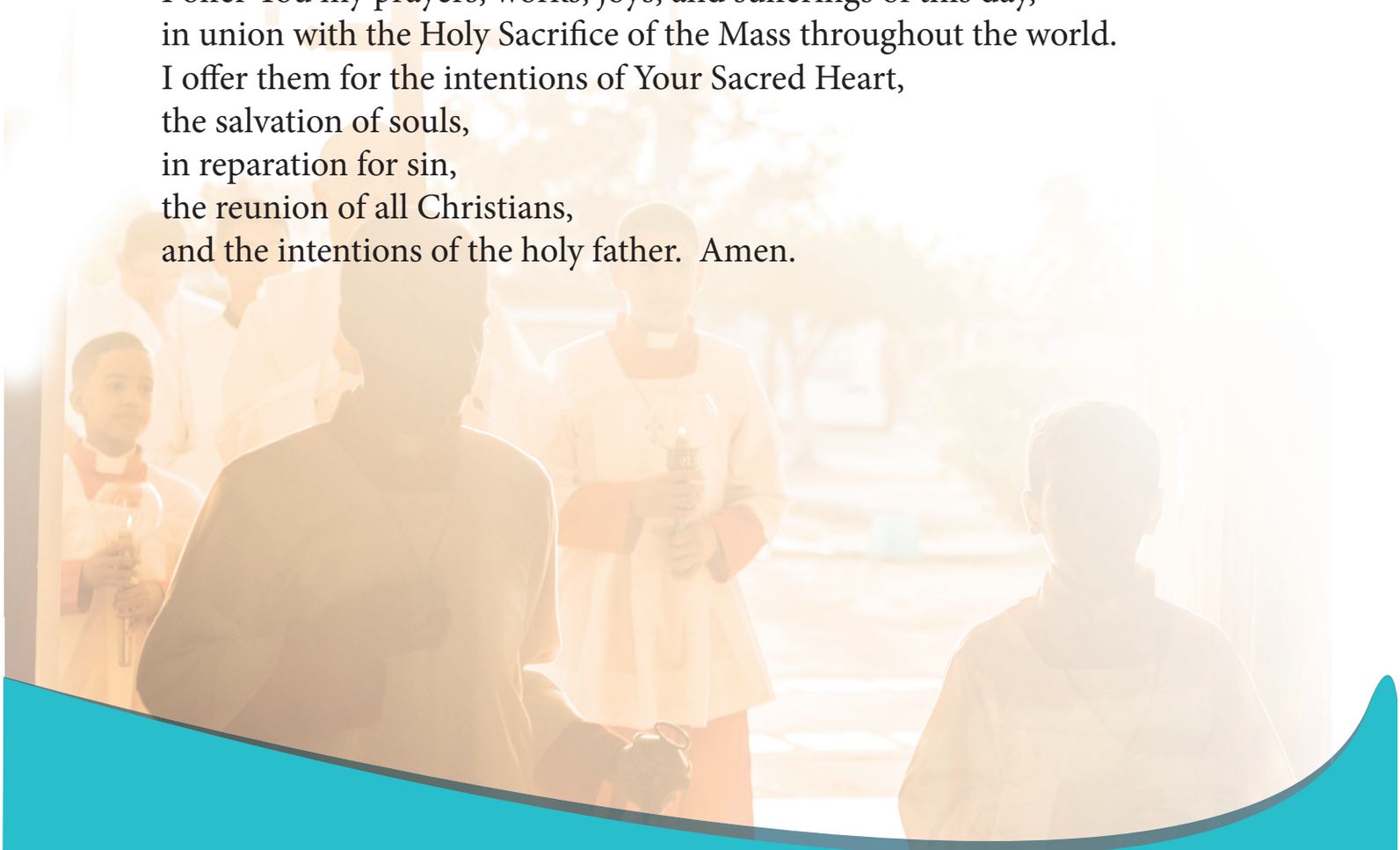

St. Michael Prayer

**Saint Michael, the Archangel,
defend us in battle.
Be our protection
against the wickedness and snares
of the devil.
May God rebuke him,
we humbly pray;
and do you, O prince
of the heavenly host,
by the power of God,
cast into hell Satan
and all the evil spirits
who prowl throughout the world
seeking the ruin of souls.
Amen.**



Guardian Angel Prayer

**Angel of God,
my guardian dear,
to whom God's love
commits me here.
Ever this day
be at my side,
to light and guard,
to rule and guide. Amen.**

The Nicene Creed

I believe in one God, the Father almighty,
maker of Heaven and earth, of all things visible and invisible.

I believe in one Lord Jesus Christ,
the Only Begotten Son of God, born of the Father before all ages.
God from God, Light from Light,
true God from true God, begotten, not made,
consubstantial with the Father;
through Him all things were made.
For us men and for our salvation He came down from Heaven,
and by the Holy Spirit was incarnate of the Virgin Mary, and became man.
For our sake He was crucified under Pontius Pilate,
He suffered death and was buried,
and rose again on the third day in accordance with the Scriptures.
He ascended into Heaven and is seated at the right hand of the Father.
He will come again in glory to judge the living and the dead,
and His kingdom will have no end.

I believe in the Holy Spirit, the Lord, the giver of life, Who proceeds
from the Father and the Son, Who with the Father and the Son
is adored and glorified, Who has spoken through the prophets.

I believe in one, holy, catholic, and apostolic Church.
I confess one Baptism for the forgiveness of sins,
and I look forward to the resurrection of the dead
and the life of the world to come. Amen.



Glossary FOURTH GRADE

Absolution – the forgiveness of sins we receive through the priest in the Sacrament of Reconciliation.

Actual Sin – personal sin, that we ourselves commit.

Advent – the first season of the Church year. The four weeks before Christmas during which we prepare to celebrate the birth of Jesus.

Angels – pure spirits created by God. Angels worship God, are His messengers, and serve as our guardians.

Annunciation – when the Archangel Gabriel came to Mary to announce that God had chosen her to be the mother of His Son.

Apostles – the twelve men that Jesus chose to be the first leaders of His Church.

Apostolic Succession – the unbroken line of authority handed on from the apostles through the bishops.

Ascension – Jesus' return to Heaven 40 days after He rose from the dead.

Ash Wednesday – the first day of the season of Lent.

Assumption – the taking up of Mary, body and soul, to Heaven.

Baptism – the sacrament that makes us children of God. We are freed from sin, become members of the Church, and God comes to live in us.

Beatitudes – eight holy characteristics of a saint, taught by Jesus during His Sermon on the Mount. They are at the heart of His teaching and show us the way to true happiness.

Bethlehem – the town where Jesus was born.

Bishop – the head of a diocese; its chief shepherd. A successor of the apostles.

Catechism of the Catholic Church – book containing the teachings of the Catholic faith.

Charity – the theological virtue that allows us to love God above all things and love our neighbor as ourselves.

Christmas – the celebration of Jesus' birth on December 25.

Church Militant – the Church on earth, engaged in battle against evil.

Church Suffering – the Church in Purgatory, being purified through suffering.

Church Triumphant – the Church in Heaven, which has already won the victory over sin and evil.

Common Priesthood of the Faithful – the share of all believers in Christ's priesthood, through which we make offerings to God.

Communion of Saints – the union of all God's people, in Heaven, on earth, and in Purgatory.

Concupiscence – the inclination to sin which is the result of our fallen nature.

Confession – another name for Reconciliation. The act of confessing our sins to a priest in the Sacrament of Reconciliation.

Confirmation – one of the seven sacraments, through which we are strengthened with the Gifts of the Holy Spirit.

Conscience – our inner voice that helps us to know what is right and wrong.

Consecrate – to set apart for a holy purpose.

Contrition – sorrow for our sins.

Conversion – a change of life and coming to God.

Coronation – a crowning; we celebrate Mary's Coronation as Queen of Heaven and Earth.

Corporal Works of Mercy – seven acts of compassion that address people's bodily needs.

Covenant – a sacred promise in which the parties promise themselves to each other, and which establishes family bonds.

Covet – to desire something that does not rightfully belong to you.

Creator – a title for God because He made all things from nothing.

Creeds – prayers that state what we believe.

Crucifixion – nailing a person to a cross and leaving him there until he dies. Jesus died for us by crucifixion.

Deacon – one of the degrees of the Sacrament of Holy Orders; a servant of the diocese who can perform some liturgical actions and usually is involved in charitable works.

Devil – the evil one who wants to separate us from God. God created him to be an angel, but he rebelled against God and tempted Adam and Eve to sin.

Disciples – followers of Jesus.

Domestic Church – a Christian family, where God is known, loved, and served, and His love is shared.

Easter – the celebration of Jesus rising from the dead three days after He was crucified.

Epiphany – a deep understanding of an important truth; on the Feast of the Epiphany, we celebrate the wisemen honoring the Baby Jesus.

Epistle – a New Testament letter in the Bible.

Eternal – always existing, with no beginning and no end.

Eucharist – the Body and Blood of Jesus, given to us as food. At Mass, bread and wine become Jesus' Body and Blood.

Faith – the theological virtue that allows us to believe in God and what He has revealed to us.

Gifts of the Holy Spirit – seven gifts from God that help us to be strong Catholics. We are strengthened with these Gifts in the Sacrament of Confirmation.

Good Friday – the day on which Jesus died for us.

Gospels – the four books of the Bible that tell us about Jesus' life. The four Gospels are Matthew, Mark, Luke, and John.

Grace – gifts we receive from God. The chief kinds of grace are sanctifying grace and actual grace.

Heaven – being with God forever in perfect happiness after we die.

Hell – eternal separation from God after death, for those who have rejected His love and the gift of salvation.

Holy Matrimony – the sacrament of marriage, between one man and one woman for life.

Holy Orders – the sacrament in which a man is set apart for a special ministry in the Church, as a deacon, priest, or bishop.

Holy Spirit – one of the Persons of the Trinity, God, Who comes to us and guides the Church.

Holy Thursday – the day before Jesus was crucified. Jesus celebrated the Last Supper on Holy Thursday and gave us the Eucharist.

Hope – the theological virtue that allows us to trust in God and that He will keep His promises.

Immaculate Conception – the special gift that God gave to Mary, keeping her free from ever having Original Sin.

In Persona Christi – Latin phrase meaning "in the Person of Christ." Jesus Himself acts through His priests, especially when they consecrate the Eucharist or absolve from sin.

Incarnation – the act of God becoming man; when Jesus became human.

Inspiration – the gift of the Holy Spirit that allowed the human authors of the Bible to write what God wants us to receive, His Word, without error.

Intercession – acting on behalf of someone else. Prayers of intercession are prayers for the needs of others.

Israelites – the people of Israel, who received God's revelation in the Old Testament.

Jerusalem – the holy city of the Jewish people, where the Temple was, and where Jesus was crucified.

Lamb of God – a title for Jesus because He was sent by God the Father to be sacrificed for our sins.

Last Supper – a special meal that Jesus had with His apostles before He died. Jesus gave us the Eucharist at the Last Supper.

Lent – forty days before Easter, during which we use prayer and fasting to prepare to celebrate Jesus rising from the dead.

Liturgical Year – the feasts and seasons we celebrate throughout the Church year.

Liturgy of the Eucharist – the second half of the Mass, focused on the Eucharist.

Liturgy of the Word – the first half of the Mass, focused on the Bible.

Lord's Prayer – another name for the Our Father.

Marks of the Church – four characteristics of Christ's Church: one, holy, catholic, apostolic.

Mass – the perfect form of worship, where we hear readings from the Bible, offer sacrifice to God, and receive Jesus in Holy Communion.

Meditation – a type of mental prayer through which we think intently about some aspect of our faith to understand it better.

Mental Prayer – prayer that does not use words, by which we unite ourselves to God through our minds and hearts.

Mercy – reaching out in love to help someone in need; also forgiveness.

Messiah – the Hebrew term for God's Anointed One, the Jews' expected Savior.

Miracles – wonderful things that cannot happen naturally, only by the power of God.

Monstrance – the special gold case that the Eucharist is sometimes displayed in so we can adore Jesus.

Mortal Sin – serious sin that we freely choose; it can keep us out of Heaven.

Mystery – something we can know because God has revealed it to us, but we can never understand it fully in this life.

Nazareth – the town that Jesus grew up in.

New Testament – the 27 books of the Bible that tell us about Jesus' life and the early Catholic Church.

Offertory – the part of the Mass when the bread and wine are brought forward. We make personal offerings during this part, too. We offer money, and we offer ourselves to God.

Old Testament – the 46 books of the Bible that tell us of God's relationship with His people before the coming of Jesus.

Ordinary Time – the two periods of the liturgical year outside of the special seasons, but which still have special feasts.

Original Sin – the sin we are born with, which came to us from our first parents, Adam and Eve.

Parables – stories Jesus told to teach lessons.

Paschal Mystery – the suffering, death, Resurrection, and Ascension of Jesus.

Passion – Jesus' suffering and death.

Passover Lamb – the lamb sacrificed by the Jews in Egypt, whose blood, smeared on their doorposts, protected their firstborn from death. It is an image of Jesus, the Lamb of God.

Penance – prayer or other offering we make to God for our sins; also another name for the Sacrament of Reconciliation.

Pentateuch – the first five books of the Old Testament in the Bible.

Pentecost – fifty days after Easter, when the apostles received the Holy Spirit.

Priest – a man who receives special gifts from God to act in the place of Jesus and serve the Church.

Prophets – people whom God has called to spread His Word.

Providence – God's loving care for His people.

Purgatory – the final purification after death of those who die in God's friendship but are not yet prepared to enter Heaven.

Purpose of Amendment – our serious intention to avoid sin in the future.

Reconciliation – the sacrament in which we have all of our sins forgiven through confessing them to a priest.

Repent – to turn away from sin.

Resurrection – when Jesus rose from the dead on the first Easter Sunday.

Revelation – those truths that God has revealed to us; His communication of Himself, most fully in Jesus Christ.

Rosary – a type of prayer involving a string of beads and saying prayers like the Our Father, Hail Mary, and Glory Be, while thinking about the lives of Jesus and Mary.

Sacraments – seven special signs, given to us by Jesus, that provide grace.

Saints – members of the family of God who have died and are in Heaven.

Sanctifying Grace – God's gift of His life that He shares with us; God dwells within us.

Savior – a title for Jesus because He saved us from our sin by dying for us.

Scripture – another term for the holy Bible.

Seal of Confession – the duty of the priest not to tell anyone what he hears in Confession, not even the police.

Second Coming – Jesus' glorious return at the end of time.

Spiritual Works of Mercy – seven acts of compassion that address people's spiritual needs.

Stations of the Cross – a devotion in which we follow the events of Jesus' suffering and death through prayers and meditation.

Tabernacle – where the Eucharist is kept in the church.

Ten Commandments – ten rules for life that God first gave to Moses that teach us how to live good and happy lives.

Theological Virtues – three virtues – faith, hope, charity – directed to God and given to us by God.

Transubstantiation – the changing of the substance of bread and wine into the Body and Blood of Christ at Mass.

Triduum – the holy days at the end of Lent, just before Easter – from Holy Thursday to Easter Sunday.

Trinity – three Persons in one God – the Father, the Son, and the Holy Spirit.

Venial Sin – less serious sin; it does not kill grace in our souls, but it wounds us.

Vocal Prayer – prayer that uses spoken words.

Vocation – a call from God.

ASSESSMENT

Name: _____ Date: _____

Chapters 1-5

Circle the correct answer.

1) For whom was the universe made?

A) Animals

B) Plants

C) People

D) No one

2) What do the participants in a covenant promise to give each other?

A) Themselves

B) Hard work for good pay

C) Their best possessions

D) Artistic creations

3) How many Gods are there?

A) Three

B) One

C) Seven

D) No one knows

4) All three Persons of the Holy Trinity are God.

A) True

B) False

5) How many books are in the Bible?

A) 46

B) 73

C) 100

D) 68

6) What was a consequence of Adam and Eve's sin?

A) They lost their innocence

B) Death came into the world

C) People were cut off from Heaven

D) All of the above

7) Which tree were Adam and Eve forbidden to eat from?

A) The Tree of Life

B) The Tree of Knowledge of Good and Evil

C) The Tree of Fruitfulness

D) The Tree of Original Sin

8) How long will the New Covenant that Jesus established last?

A) 2,000 years

B) 5,000 years

C) Until everyone is Catholic

D) Forever

Chapters 1-5 Assessment, continued.

WORD BANK	Use one of the words from the word bank to fill in the blanks.	
Abraham	Gospels	Original
Covenant	Inspiration	Person
Divine	Messiah	Savior
Eternal	Nature	Trinity

9) God has no beginning; He is _____.

10) Through Adam and Eve, God established a _____ with humanity.

11) Something's _____ is what it is.

12) The Father, the Son, and the Holy Spirit are all of the _____ nature.

13) The human authors of the Bible received a gift from God called _____.

14) The _____ are the four books of the Bible that tell us of the life of Jesus.

15) The fallen state we are born into because of Adam and Eve's sin is called

_____ Sin.

16) After Adam and Eve sinned, God immediately promised to send a _____.

17) God told _____, "In you, all nations will be blessed."

18) The Jewish people called the promised Savior the _____.

19) What is the Blessed Trinity?

20) What is the difference between the Old Testament and the New Testament?

ASSESSMENT

Name: _____ Date: _____

Chapters 6-10

Circle the correct answer.

1) What did Gabriel call Mary when he greeted her?

A) Full of Grace

B) Mary of Nazareth

C) Seat of Wisdom

D) Mother of God

2) Who is Mary's husband, and the foster-father of Jesus?

A) John the Baptist

B) St. Peter

C) St. Joseph

D) Zechariah

3) At the wedding feast in Cana, what did Jesus turn water into?

A) Wine

B) Ice

C) Milk

D) Soda

4) Which apostle betrayed Jesus and led people to the garden to arrest Him?

A) John

B) Judas

C) Thomas

D) Andrew

5) One day we will rise from the dead.

A) True

B) False

6) What help from Heaven did Jesus promise the apostles?

A) Angels

B) The Holy Spirit

C) More apostles

D) Immortality

7) How long after Easter was Pentecost?

A) Forty days

B) Fifty days

C) Two weeks

D) Five years

8) Who was the first pope of the Church?

A) St. John

B) St. Peter

C) St. Andrew

D) Jesus

Chapters 6-10 Assessment, continued.

WORD BANK	Use one of the words from the word bank to fill in the blanks.	
Apostles	Church	Jesus
Apostolic Succession	Easter	Mary
Catholic	Holy Spirit	Paschal
Christmas	Incarnation	Pentecost

9) The _____ means that God became man.

10) Jesus was born on the first _____.

11) Jesus chose twelve _____ to be leaders among the people.

12) Jesus performed His first public miracle at the request of _____.

13) Jesus rose from the dead on _____.

14) Jesus' suffering, death, Resurrection, and Ascension is the _____ Mystery.

15) _____ will return, as a glorious King.

16) The apostles were filled with the _____ on Pentecost.

17) The word _____ means "universal".

18) All the gifts that Jesus left His Church have been passed on to us from the apostles through _____.

19) What two natures does Jesus have?

20) How is Mary a model for us?

ASSESSMENT

Name: _____ Date: _____

Chapters 11-15

Circle the correct answer.

1) Where are people purified after death, to prepare them for Heaven?

A) Junior Heaven

B) Hell

C) Purgatory

D) Rome

2) What role has Mary been given in the family of God?

A) Sister

B) Mother

C) Babysitter

D) Scorekeeper

3) Which apostle was at the cross, that Jesus entrusted Mary to?

A) Peter

B) John

C) Philip

D) Thomas

4) Who gave us the sacraments?

A) Jesus

B) The pope

C) St. Ambrose

D) St. John the Baptist

5) In which sacrament are we "born again" into the family of God?

A) Eucharist

B) Holy Orders

C) Baptism

D) Confirmation

6) At your Baptism you were anointed with chrism oil to signify your role as what?

A) Priest

B) Prophet

C) King

D) All of the above

7) What did many people do when Jesus said they must eat His Body and Blood?

A) Became excited

B) Went to the Last Supper

C) Stopped following Him

D) Got baptized

8) The Holy Eucharist truly is the Body and Blood of Jesus.

A) True

B) False

Chapters 11-15 Assessment, continued.

WORD BANK	Use one of the words from the word bank to fill in the blanks.	
Apostles	Heaven	Sacraments
Baptism	Militant	Saints
Confirmation	Monstrance	Suffering
Grace	Queen	Tabernacle

9) The Church on earth is called the Church _____.

10) The union of all God's people is called the Communion of _____.

11) At her Assumption, Mary was taken, body and soul, to _____.

12) By her Coronation, Mary was crowned _____ of Heaven and Earth.

13) Jesus gave the Church seven _____.

14) The sacraments all give us _____.

15) The first sacrament everyone receives is _____.

16) The Sacrament of _____ deepens the grace we receive at Baptism.

17) The Holy Eucharist is often displayed in a _____ so we can adore Jesus.

18) The Holy Eucharist is always in the church, housed in the _____, identified by a lit candle.

19) What is the Immaculate Conception?

20) What is the Church Militant, the Church Triumphant, and the Church Suffering?

ASSESSMENT

Name: _____ Date: _____

Chapters 16-20

Circle the correct answer.

1) What do we receive in Holy Communion?

A) The praise of the people

B) Money from the collection

C) Food for the poor

D) Jesus Christ

2) At Mass, who leads us in offering Jesus' perfect sacrifice to the Father?

A) Our parents

B) The Virgin Mary

C) The priest

D) The choir

3) Confession reconciles us with God and the _____.

A) State

B) Church

C) People we owe money to

D) None of the above

4) Catholic marriages should be signs of what, to the world?

A) Christ's marriage to the Church

B) That Catholics never sin

C) Everyone to get married

D) Adam and Eve's marriage

5) What vocation does everyone have in common?

A) To be a priest

B) To get married

C) To be a police officer

D) To be a saint

6) Because of their ordination, priests can act _____.

A) in Persona Christi

B) in absentia

C) incognito

D) in the Church

7) Who did the Ten Commandments come from?

A) The king of Egypt

B) Moses

C) King David

D) God

8) Whose laws should we form our conscience according to?

A) Our country's

B) God's

C) Our own

D) Other people's

Chapters 16-20 Assessment, continued.

WORD BANK	Use one of the words from the word bank to fill in the blanks.	
Bishop	Domestic	Moral
Concupiscence	Gospel	Reconciliation
Contrition	Holy Spirit	Sunday
Deacon	Matrimony	Will

9) We all gather for Mass on _____, the Lord's Day, because that is the day Jesus rose from the dead.

10) At Mass, we stand for the proclamation of the _____.

11) Sins committed after Baptism are forgiven in the Sacrament of _____.

12) _____, which is sorrow for sin, is an essential part of the Sacrament of Reconciliation.

13) A Catholic family is meant to be a "_____ church".

14) The head of a diocese is a _____.

15) _____ is a weakness we still have from Original Sin.

16) We have the power to choose to do the right thing because God has given us free

_____.

17) The Ten Commandments are the basis of the _____ law.

18) The _____ guards the teaching of the Catholic Church from error.

19) What are the three levels of Holy Orders?

20) What is a vocation?

ASSESSMENT

Name: _____ Date: _____

Chapters 21-25

Circle the correct answer.

1) Which is a theological virtue?

A) Faith

B) Hope

C) Charity

D) All of the above

2) Which would be breaking the First Commandment?

A) Making something more important than God

B) Using horoscopes

C) Not practicing our faith

D) All of the above

3) When is it okay to kill an innocent person?

A) To save someone else

B) If it is an unborn child

C) If they cause us to suffer

D) Never

4) When we care for others, whom does Jesus say we are caring for?

A) Ourselves

B) Our friends

C) The angels

D) Him

5) We can only perform the Works of Mercy for people we don't know.

A) True

B) False

6) How should we behave when others wrong us or annoy us?

A) Angrily

B) Excitedly

C) Fearfully

D) Patiently

7) When you tell sinners that what they are doing is wrong, you are being unloving.

A) True

B) False

8) Who will see God?

A) Those with lots of money

B) Those with good eyesight

C) Those with pure hearts

D) Those who know many ways to pray

Chapters 21-25 Assessment, continued.

WORD BANK	Use one of the words from the word bank to fill in the blanks.	
Admonish	God	Name
Beatitudes	Honor	Saint
Corporal	Mary	Sinner
Covet	Mercy	Spiritual

9) We must love _____ above everything else.

10) The Second Commandment reminds us that God's _____ is holy.

11) The Fourth Commandment tells us to _____ our father and mother.

12) The Ninth and Tenth Commandments tell us not to _____ someone else's spouse or their possessions.

13) To reach out with love to help someone in need is to show them _____.

14) The _____ Works of Mercy address people's physical needs.

15) The _____ Works of Mercy address people's spiritual needs.

16) The first Spiritual Work of Mercy is to _____ the sinner.

17) Jesus taught the _____ during the Sermon on the Mount.

18) The Beatitudes give us a picture of what a _____ looks like.

19) What is the Greatest Commandment?

20) What is the difference between the Corporal Works of Mercy and the Spiritual Works of Mercy?

ASSESSMENT

Name: Date:

Chapters 26-30

Circle the correct answer.

1) Which is the highest form of prayer and worship?

A) Singing

B) The Rosary

C) The Mass

D) All of the above

2) It is good to ask others, including Mary and the saints, to pray for us.

A) True

B) False

3) What does the word "consubstantial" mean?

A) God

B) Creed

C) Of the same substance

D) Of three separate substances

4) According to the Nicene Creed, who proceeds from the Father and the Son?

A) The Holy Spirit

B) The Virgin Mary

C) St. Joseph

D) The Catholic Church

5) How many Stations of the Cross are there?

A) Five

B) Twelve

C) Fourteen

D) Twenty

6) Which saint did Mary give the Rosary to?

A) St. Francis of Assisi

B) St. Joseph

C) St. John Paul II

D) St. Dominic

7) Which feast is a celebration of the birth of Jesus?

A) Christmas

B) Easter

C) Ash Wednesday

D) Good Friday

8) Which feast celebrates the Resurrection of Jesus?

A) Pentecost

B) Easter

C) Christmas

D) Holy Saturday

Chapters Chapters 26-30 Assessment, continued.

WORD BANK	Use one of the words from the word bank to fill in the blanks.	
Advent	Lent	Prayer
Apostles'	Lord's	Saved
God	Mental	Triduum
Intercession	Our Father	Vocal

9) St. Alphonsus Liguori said that those who pray are certainly _____.

10) Prayer for others is called _____.

11) When Jesus' disciples asked Him to teach them how to pray, He taught them the

_____.

12) The Our Father is also known as the _____ prayer.

13) The earliest creed we have is the _____ Creed.

14) The Nicene Creed makes clear that Jesus truly is _____.

15) _____ prayers are spoken.

16) Meditation is an example of _____ prayer.

17) The liturgical year begins with the season of _____.

18) At the end of Lent, beginning with Holy Thursday, we celebrate the _____.

19) What is the liturgical calendar?

20) Why is prayer so important?

SEMESTER

ASSESSMENT

Name: _____ Date: _____

Chapters 1-15

Circle the correct answer.

1) What do the participants in a covenant promise to give each other?

A) Themselves

B) Hard work for good pay

C) Their best possessions

D) Artistic creations

2) Which apostle betrayed Jesus and led people to the garden to arrest Him?

A) John

B) Judas

C) Thomas

D) Andrew

3) Who was the first pope?

A) St. John

B) St. Peter

C) St. Andrew

D) Jesus

4) Which apostle was at the cross, that Jesus entrusted Mary to?

A) Peter

B) John

C) Philip

D) Thomas

5) All three Persons of the Holy Trinity are God.

A) True

B) False

6) In which sacrament are we "born again" into the family of God?

A) Eucharist

B) Holy Orders

C) Baptism

D) Confirmation

7) At your Baptism you were anointed with chrism oil to signify your role as what?

A) Priest

B) Prophet

C) King

D) All of the above

8) The Holy Eucharist truly is the Body and Blood of Jesus.

A) True

B) False

Chapters Chapters 1-15 SEMESTER Assessment, continued.

WORD BANK	Use one of the words from the word bank to fill in the blanks.	
Apostles	Church	Eternal
Baptism	Confirmation	Grace
Catholic	Covenant	Gospels
Christmas	Easter	Inspiration

9) God has no beginning; He is _____.

10) Through Adam and Eve, God established a _____ with humanity.

11) The human authors of the Bible received a gift from God called _____.

12) The _____ are the four books of the Bible that tell us of the life of Jesus.

13) Jesus was born on the first _____.

14) Jesus chose twelve _____ to be leaders among the people.

15) Jesus rose from the dead on _____.

16) The word _____ means "universal".

17) The sacraments all give us _____.

18) The Sacrament of _____ deepens the grace we receive at Baptism.

19) List the four Marks of the Church.

20) What is the Blessed Trinity?

SEMESTER

ASSESSMENT

Name: _____ Date: _____

Chapters 16-30

Circle the correct answer.

1) When is it okay to kill an innocent person?

A) To save someone else

B) If it is an unborn child

C) If they cause us to suffer

D) Never

2) At Mass, who leads us in offering Jesus' perfect sacrifice to the Father?

A) Our parents

B) The Virgin Mary

C) The priest

D) The choir

3) Which saint did Mary give the Rosary to?

A) St. Francis of Assisi

B) St. Joseph

C) St. John Paul II

D) St. Dominic

4) Catholic marriages should be signs of what, to the world?

A) Christ's marriage to the Church

B) That Catholics never sin

C) Everyone to get married

D) Adam and Eve's marriage

5) What vocation does everyone have in common?

A) To be a priest

B) To get married

C) To be a police officer

D) To be a saint

6) Because of their ordination, priests can act _____.

A) *in Persona Christi*

B) in absentia

C) incognito

D) in the Church

7) Which feast is a celebration of the birth of Jesus?

A) Christmas

B) Easter

C) Ash Wednesday

D) Good Friday

8) Which feast celebrates the Resurrection of Jesus?

A) Pentecost

B) Easter

C) Christmas

D) Holy Saturday

Chapters Chapters 16-30 SEMESTER Assessment, continued.

WORD BANK	Use one of the words from the word bank to fill in the blanks.	
Apostles'	Concupiscence	Our Father
Beatitudes	Contrition	Priest
Bishop	God	Reconciliation
Commandments	Mercy	Triduum

9) Sins committed after Baptism are forgiven in the Sacrament of _____.

10) _____, which is sorrow for sin, is an essential part of the Sacrament of Reconciliation.

11) The head of a diocese is a _____.

12) _____ is a weakness we still have from Original Sin.

13) We must love _____ above everything else.

14) To reach out with love to help someone in need is to show them _____.

15) Jesus taught the _____ during the Sermon on the Mount.

16) When Jesus' disciples asked Him to teach them how to pray, He taught them the _____.

17) The earliest creed we have is the _____ Creed.

18) At the end of Lent, beginning with Holy Thursday, we celebrate the _____.

19) Name the seven sacraments.

20) What is the Greatest Commandment?

CUMULATIVE

ASSESSMENT

Name: _____ Date: _____

Chapters 1-30

Circle the correct answer.

1) How long will the New Covenant that Jesus established last?

A) 2,000 years

B) 5,000 years

C) Until everyone is Catholic

D) Forever

2) What help from Heaven did Jesus promise the apostles?

A) Angels

B) The Holy Spirit

C) More apostles

D) Immortality

3) Where are people purified after death, to prepare them for Heaven?

A) Junior Heaven

B) Hell

C) Purgatory

D) Earth

4) Who gave us the sacraments?

A) Jesus

B) The pope

C) Mary

D) St. John the Baptist

5) How many books are in the Bible?

A) 46

B) 73

C) 100

D) 68

6) Which is a theological virtue?

A) Faith

B) Hope

C) Charity

D) All of the above

7) What does the word "consubstantial" mean?

A) God

B) Creed

C) Of the same substance

D) Of three separate substances

8) According to the Nicene Creed, who proceeds from the Father and the Son?

A) The Holy Spirit

B) The Virgin Mary

C) St. Joseph

D) The Catholic Church

WORD BANK	Use one of the words from the word bank to fill in the blanks.	
Father	Messiah	Saints
Heaven	Original	Salvation
Holy	Paschal	Saved
Incarnation	Sacraments	Trinity

9) The fallen state we are born into because of Adam and Eve's sin is called _____ Sin.

10) The Jewish people called the promised Savior the _____.

11) The _____ means that God became man.

12) Jesus' suffering, death, Resurrection, and Ascension is the _____ Mystery.

13) The union of all God's people is called the Communion of _____.

14) At her Assumption, Mary was taken, body and soul, to _____.

15) St. Alphonsus Liguori said that those who pray are certainly _____.

Match each sacrament with its description:

16._____ Baptism

17._____ Confirmation

18._____ Eucharist

19._____ Reconciliation

20._____ Anointing of the Sick

21._____ Holy Matrimony

22._____ Holy Orders

a. Deepens the grace received at Baptism and gives the Gifts of the Holy Spirit

b. Consecrates a man for service in the Church

c. The Body and Blood of Jesus under the appearance of bread and wine

d. We are born into the family of God as His children and are filled with His life

e. We are forgiven for our sins through confessing them to a priest

f. God joins a man and woman in a life-long covenant as husband and wife

g. We are strengthened to offer our sufferings with Christ, and for the journey to Heaven

CUMULATIVE

ASSESSMENT

Name: Date:

Chapters 1-30 (continued)

23) What two natures does Jesus have?

24) What is the Immaculate Conception?

25) What is the difference between the Old Testament and the New Testament?

ANSWER KEY

Chapters 1-5

1) C – People
2) A – Themselves
3) B – One
4) A – True
5) B – 73
6) D – All of the above
7) B – The Tree of Knowledge of Good and Evil
8) D – Forever
9) Eternal
10) Covenant
11) Nature
12) Divine
13) Inspiration
14) Gospels
15) Original
16) Savior
17) Abraham
18) Messiah
19) The mystery that teaches us that there are three divine Persons in one God.
20) The Old Testament tells us of creation and God's relationship with the people of Israel before the birth of Jesus. The New Testament tells us of the life of Jesus and the early Catholic Church.

Chapters 6-10

1) A – Full of Grace
2) C – St. Joseph
3) A – Wine
4) B – Judas
5) A – True
6) B – The Holy Spirit
7) B – Fifty days
8) B – St. Peter
9) Incarnation
10) Christmas
11) Apostles
12) Mary
13) Easter
14) Paschal
15) Jesus
16) Holy Spirit
17) Catholic
18) Apostolic Succession
19) Divine and Human
20) She is the perfect disciple of Jesus. She conformed her will perfectly to God's and is always obedient to Him. She is a model of unselfish love.

Chapters 11-15

1) C – Purgatory
2) B – Mother
3) B – John
4) A – Jesus
5) C – Baptism
6) D – All of the above
7) C – Stopped following Him
8) A – True
9) Militant
10) Saints
11) Heaven
12) Queen
13) Sacraments
14) Grace
15) Baptism
16) Confirmation
17) Monstrance
18) Tabernacle
19) The gift that God gave to Mary that preserved her from Original Sin from the moment of her conception in the womb of her mother, St. Anne.
20) The Church Militant is the Church on earth; the Church Suffering is the Church in Purgatory; the Church Triumphant is the Church in Heaven. This union of all God's people is the Communion of Saints.

Chapters 16-20

1) D – Jesus Christ

2) C – The priest

3) B – Church

4) A – Christ's marriage to the Church

5) D – To be a saint

6) A – in Persona Christi

7) D – God

8) B – God's

9) Sunday

10) Gospel

11) Reconciliation

12) Contrition

13) Domestic

14) Bishop

15) Concupiscence

16) Will

17) Moral

18) Holy Spirit

19) Deacon, Priest, Bishop

20) A vocation is a call from God. God has a plan for each of us.

Chapters 21-25

1) D – All of the above

2) D – All of the above

3) D – Never

4) D – Him

5) B – False

6) D – Patiently

7) B – False

8) C – Those with pure hearts

9) God

10) Name

11) Honor

12) Covet

13) Mercy

14) Corporal

15) Spiritual

16) Admonish

17) Beatitudes

18) Saint

19) Love God with all your heart, soul, mind, and strength

20) The Corporal Works of Mercy address people's physical needs, while the Spiritual Works of Mercy address people's spiritual needs.

Chapters 26-30

1) C – The Mass

2) A – True

3) C – Of the same substance

4) A – The Holy Spirit

5) C – Fourteen

6) D – St. Dominic

7) A – Christmas

8) B – Easter

9) Saved

10) Intercession

11) Our Father

12) Lord's

13) Apostles'

14) God

15) Vocal

16) Mental

17) Advent

18) Triduum

19) It is the calendar that marks the special seasons and feasts of our faith.

20) Prayer is our conversation with God, and it feeds our relationship with Him. We cannot grow in our relationship with God if we do not talk to Him and spend time with Him.

Chapters 1-15

1) A – Themselves
2) B – Judas
3) B – St. Peter
4) B – John
5) A – True
6) C – Baptism
7) D – All of the above
8) A – True
9) Eternal
10) Covenant
11) Inspiration
12) Gospels
13) Christmas
14) Apostles
15) Easter
16) Catholic
17) Grace
18) Confirmation
19) One, Holy, Catholic, Apostolic
20) The mystery that teaches us that there are three divine Persons in one God.

Chapters 16-30

1) D – Never
2) C – The priest
3) D – St. Dominic
4) A – Christ's marriage to the Church
5) D – To be a saint
6) A – *in Persona Christi*
7) A – Christmas
8) B – Easter
9) Reconciliation
10) Contrition
11) Bishop
12) Concupiscence
13) God
14) Mercy
15) Beatitudes
16) Our Father
17) Apostles'
18) Triduum
19) Baptism, Confirmation, Eucharist, Reconciliation, Anointing of the Sick, Holy Orders, Matrimony
20) Love God with all your heart, soul, mind, and strength

Chapters 1-30

1) D – Forever
2) B – The Holy Spirit
3) C – Purgatory
4) A – Jesus
5) B – 73
6) D – All of the above
7) C – Of the same substance
8) A – The Holy Spirit
9) Original
10) Messiah
11) Incarnation
12) Paschal
13) Saints
14) Heaven
15) Saved
16) D
17) A
18) C
19) E
20) G
21) F
22) B
23) Divine and Human
24) The gift that God gave to Mary that preserved her from Original Sin from the moment of her conception in the womb of her mother, St. Anne.
25) The Old Testament tells us of creation and God's relationship with the people of Israel before the birth of Jesus. The New Testament tells us of the life of Jesus and the early Catholic Church.